

# Coolamon Race 1 Distance 1760m

Friday, 25 April 2025

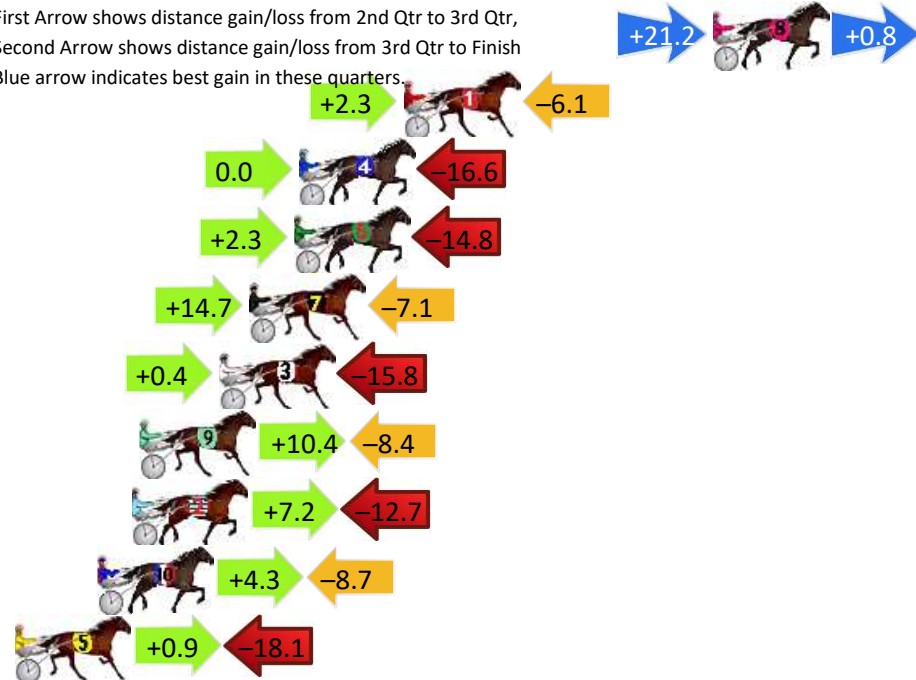
Gross Time: 2:08.90 MileRate: 1:57.80 LeadTime: 9.70s First Qtr: 30.00s Second Qtr: 29.00s Third Qtr: 30.10s Fourth Qtr: 30.10s

DATA TABLE: 800 / 400 Posi's are position from leader and (how wide the horse was at that position)

No	Horse	Plc	Mar	800 Posi	400 Posi	Time	3rd Qtr	4th Qt
8	Classic Beesmack	1	0.0m	22.0m (1)	0.8m (2)	2:08.90	28.57s	30.04s
1	Nifty Jolt	2	12.4m	8.6m (0)	6.3m (1)	2:09.88	29.95s	30.61s
4	Ideal Tao	3	16.6m	0.0m (0)	0.0m (0)	2:10.21	30.10s	31.41s
6	Fiftyshadesofhay	4	16.8m	4.3m (1)	2.0m (1)	2:10.22	29.94s	31.27s
7	Napoli Nights	5	18.6m	26.2m (1)	11.5m (2)	2:10.37	29.07s	30.71s
3	Tiger Cheddar	6	19.8m	4.4m (0)	4.0m (0)	2:10.46	30.08s	31.36s
9	Imperious	7	23.0m	25.0m (0)	14.6m (1)	2:10.71	29.39s	30.82s
2	Blues Terror	8	23.3m	17.8m (1)	10.6m (1)	2:10.74	29.60s	31.15s
10	The Banker	9	24.7m	20.3m (0)	16.0m (0)	2:10.85	29.84s	30.85s
5	Oktolove	10	30.1m	12.9m (1)	12.0m (0)	2:11.27	30.07s	31.57s

## Finish Position and metres gained

First Arrow shows distance gain/loss from 2nd Qtr to 3rd Qtr, Second Arrow shows distance gain/loss from 3rd Qtr to Finish  
Blue arrow indicates best gain in these quarters.



Visual positions in race at 2nd Quarter

800



Visual positions in race at 3rd Quarter

400



Powered by



Harness Analyser

Sectional Analysis Software

Not just form | Free Trial

[www.facebook.com/PJHarnessRacing](http://www.facebook.com/PJHarnessRacing)



RISE Digital, Harness Racing Australia nor the provider accepts any responsibility for the completeness or accuracy of any of the information contained herein, and makes no representations about its suitability for any particular purpose. Users should make their own judgements about those matters and/or seek independent advice. You assume all risks associated with use of data provided on this page

# Coolamon Race 2 Distance 1760m

Friday, 25 April 2025



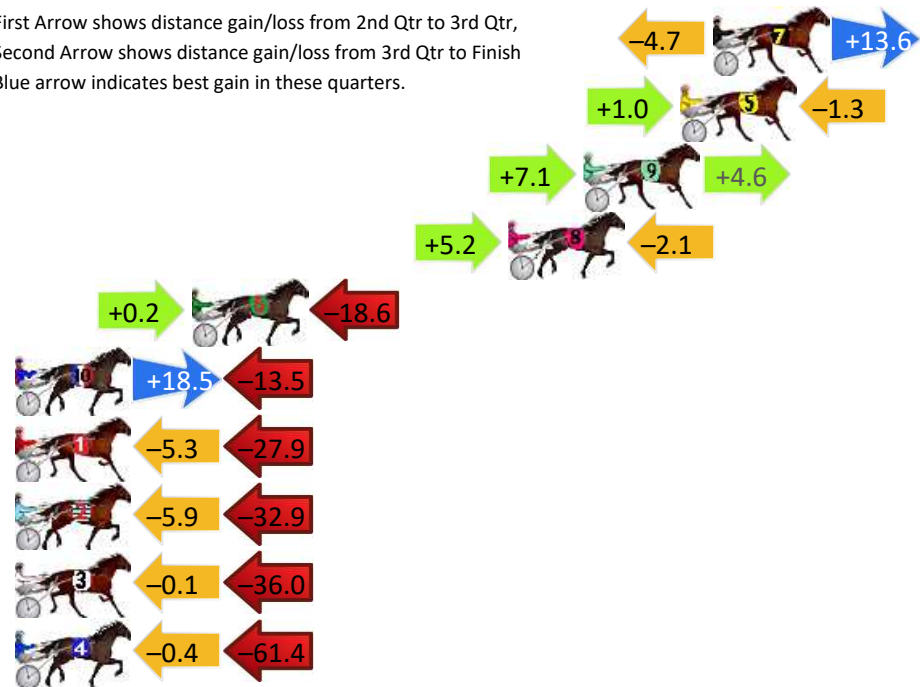
Gross Time: 2:09.10 MileRate: 1:58.10 LeadTime: 10.30s First Qtr: 30.00s Second Qtr: 28.20s Third Qtr: 30.30s Fourth Qtr: 30.30s

DATA TABLE: 800 / 400 Posi's are position from leader and (how wide the horse was at that position)

No	Horse	Plc	Mar	800 Posi	400 Posi	Time	3rd Qtr	4th Qt
7	Braebeach	1	0.0m	8.9m (0)	13.6m (2)	2:09.10	30.70s	29.28s
5	Hes A Terror	2	1.3m	1.0m (1)	0.0m (0)	2:09.20	30.23s	30.40s
9	Mop	3	5.2m	16.9m (1)	9.8m (2)	2:09.51	29.85s	29.97s
8	The Mountain	4	8.2m	11.3m (2)	6.1m (2)	2:09.75	29.97s	30.49s
6	Full Of Spice	5	20.9m	2.5m (2)	2.3m (1)	2:10.76	30.30s	31.79s
10	The Clock Winder	6	31.0m	36.0m (0)	17.5m (0)	2:11.56	29.10s	31.44s
1	Hez On The Buzzer	7	37.5m	4.3m (0)	9.6m (0)	2:12.07	30.72s	32.55s
2	Paddy Mach	8	38.8m	0.0m (0)	5.9m (0)	2:12.18	30.74s	32.94s
3	Wongalea Meg	9	42.2m	6.1m (1)	6.2m (1)	2:12.45	30.34s	33.18s
4	Nifty Ronald	10	72.2m	10.4m (1)	10.8m (1)	2:14.83	30.38s	35.22s

## Finish Position and metres gained

First Arrow shows distance gain/loss from 2nd Qtr to 3rd Qtr,  
Second Arrow shows distance gain/loss from 3rd Qtr to Finish  
Blue arrow indicates best gain in these quarters.



Powered by  
**PJ**

**Harness Analyser**

Sectional Analysis Software  
Not just form | Free Trial

[www.facebook.com/PJHarnessRacing](http://www.facebook.com/PJHarnessRacing)



RISE Digital, Harness Racing Australia nor the provider accepts any responsibility for the completeness or accuracy of any of the information contained herein, and makes no representations about its suitability for any particular purpose. Users should make their own judgements about those matters and/or seek independent advice. You assume all risks associated with use of data provided on this page

# Coolamon Race 3 Distance 1760m

Friday, 25 April 2025

Gross Time: 2:11.10

MileRate: 1:59.90

LeadTime: 9.90s

First Qtr: 29.40s

Second Qtr: 31.10s

Third Qtr: 30.50s


Fourth Qtr: 30.20s

DATA TABLE: 800 / 400 Posi's are position from leader and (how wide the horse was at that position)

No	Horse	Plc	Mar	800 Posi	400 Posi	Time	3rd Qtr	4th Qt
10	Fluttering Angel	1	0.0m	21.2m (1)	6.9m (3)	2:11.10	29.41s	29.68s
9	Maryville Alfie	2	3.8m	2.5m (1)	0.0m (1)	2:11.40	30.31s	30.50s
4	Bondi Beach	3	4.2m	11.7m (1)	2.0m (2)	2:11.43	29.76s	30.38s
1	Jungle Shark	4	10.1m	9.2m (0)	8.6m (0)	2:11.90	30.45s	30.35s
8	Perfectly Said	5	11.1m	16.7m (1)	11.4m (1)	2:11.98	30.09s	30.22s
2	Ginganing	6	11.2m	5.3m (0)	4.8m (1)	2:11.99	30.46s	30.73s
6	Lookideal	7	11.8m	14.5m (0)	12.9m (0)	2:12.03	30.37s	30.16s
3	Just Lika Dream	8	14.7m	0.0m (0)	0.9m (0)	2:12.26	30.57s	31.29s
7	Cullect A Starr	9	15.5m	27.3m (1)	17.8m (1)	2:12.33	29.77s	30.09s
5	Bagley Boy	10	22.0m	8.0m (1)	7.3m (2)	2:12.84	30.44s	31.39s

## Finish Position and metres gained

First Arrow shows distance gain/loss from 2nd Qtr to 3rd Qtr,  
Second Arrow shows distance gain/loss from 3rd Qtr to Finish  
Blue arrow indicates best gain in these quarters.



Visual positions in race at 2nd Quarter



Visual positions in race at 3rd Quarter



Powered by



Harness Analyser

Sectional Analysis Software

Not just form | Free Trial

[www.facebook.com/PJHarnessRacing](http://www.facebook.com/PJHarnessRacing)



RISE Digital, Harness Racing Australia nor the provider accepts any responsibility for the completeness or accuracy of any of the information contained herein, and makes no representations about its suitability for any particular purpose. Users should make their own judgements about those matters and/or seek independent advice. You assume all risks associated with use of data provided on this page

# Coolamon Race 4 Distance 1760m

Friday, 25 April 2025




Gross Time: 2:09.40 MileRate: 1:58.30 LeadTime: 10.10s First Qtr: 28.20s Second Qtr: 29.80s Third Qtr: 29.60s Fourth Qtr: 31.70s

DATA TABLE: 800 / 400 Posi's are position from leader and (how wide the horse was at that position)

NoHorse	Plc	Mar	800 Posi	400 Posi	Time	3rd Qtr	4th Qt
7 Shez Bettors Babe	1	0.0m	16.9m (1)	11.0m (2)	2:09.40	29.19s	30.86s
9 Financially Stable	2	0.7m	22.1m (1)	7.2m (3)	2:09.46	28.52s	31.21s
3 Bidgee Babe	3	6.5m	4.5m (2)	0.1m (1)	2:09.94	29.28s	32.23s
8 Roll Play	4	11.1m	11.9m (2)	7.1m (2)	2:10.32	29.27s	32.08s
10 Myruna	5	11.3m	1.5m (1)	5.4m (1)	2:10.34	29.90s	32.23s
4 Melati Boy	6	15.0m	0.0m (0)	0.0m (0)	2:10.64	29.60s	32.94s
5 Ellava Pacer	7	21.0m	11.2m (1)	15.9m (1)	2:11.14	29.98s	32.23s
1 Tinnysmedad	8	29.0m	10.9m (0)	17.9m (0)	2:11.80	30.16s	32.74s
6 Goodtime Jazzi	9	33.0m	6.3m (1)	12.6m (0)	2:12.13	30.09s	33.47s
2 I Am The Tornado	10	43.2m	4.4m (0)	6.8m (0)	2:12.98	29.80s	34.76s

## Finish Position and metres gained

First Arrow shows distance gain/loss from 2nd Qtr to 3rd Qtr,  
Second Arrow shows distance gain/loss from 3rd Qtr to Finish  
Blue arrow indicates best gain in these quarters.



# Coolamon Race 5 Distance 1760m

Friday, 25 April 2025


Gross Time: 2:10.00 MileRate: 1:58.90 LeadTime: 10.30s First Qtr: 30.00s Second Qtr: 31.30s Third Qtr: 30.00s Fourth Qtr: 28.40s

DATA TABLE: 800 / 400 Posi's are position from leader and (how wide the horse was at that position)

NoHorse	Plc	Mar	800 Posi	400 Posi	Time	3rd Qtr	4th Qt
2 Bolanalong	1	0.0m	0.0m (0)	0.0m (0)	2:10.00	30.00s	28.40s
8 Lenneth	2	9.1m	10.5m (1)	2.2m (2)	2:10.68	29.37s	28.92s
10 Hudson River	3	11.7m	18.9m (1)	12.1m (2)	2:10.87	29.47s	28.39s
9 Heavens Badgirl	4	11.9m	15.1m (1)	6.3m (2)	2:10.89	29.33s	28.83s
1 Spread The Fear	5	16.3m	4.6m (0)	3.9m (0)	2:11.22	29.94s	29.34s
3 Tuffasoldboots	6	17.1m	6.3m (1)	5.9m (1)	2:11.28	29.96s	29.25s
4 Alighieri	7	18.7m	2.0m (1)	2.1m (1)	2:11.40	30.00s	29.65s
7 Alwaysatthebeach	8	19.2m	8.9m (0)	7.7m (0)	2:11.43	29.90s	29.27s
5 Wamboyne Machete	9	27.6m	23.2m (1)	14.5m (3)	2:12.06	29.32s	29.41s
6 Stars Abroad	10	27.8m	13.2m (0)	10.9m (1)	2:12.07	29.81s	29.68s

## Finish Position and metres gained

First Arrow shows distance gain/loss from 2nd Qtr to 3rd Qtr,  
Second Arrow shows distance gain/loss from 3rd Qtr to Finish  
Blue arrow indicates best gain in these quarters.



Visual positions in race at 2nd Quarter

800



Visual positions in race at 3rd Quarter

400



Powered by



Harness Analyser

Sectional Analysis Software

Not just form | Free Trial

[www.facebook.com/PJHarnessRacing](http://www.facebook.com/PJHarnessRacing)



RISE Digital, Harness Racing Australia nor the provider accepts any responsibility for the completeness or accuracy of any of the information contained herein, and makes no representations about its suitability for any particular purpose. Users should make their own judgements about those matters and/or seek independent advice. You assume all risks associated with use of data provided on this page

# Coolamon Race 6 Distance 1760m

Friday, 25 April 2025


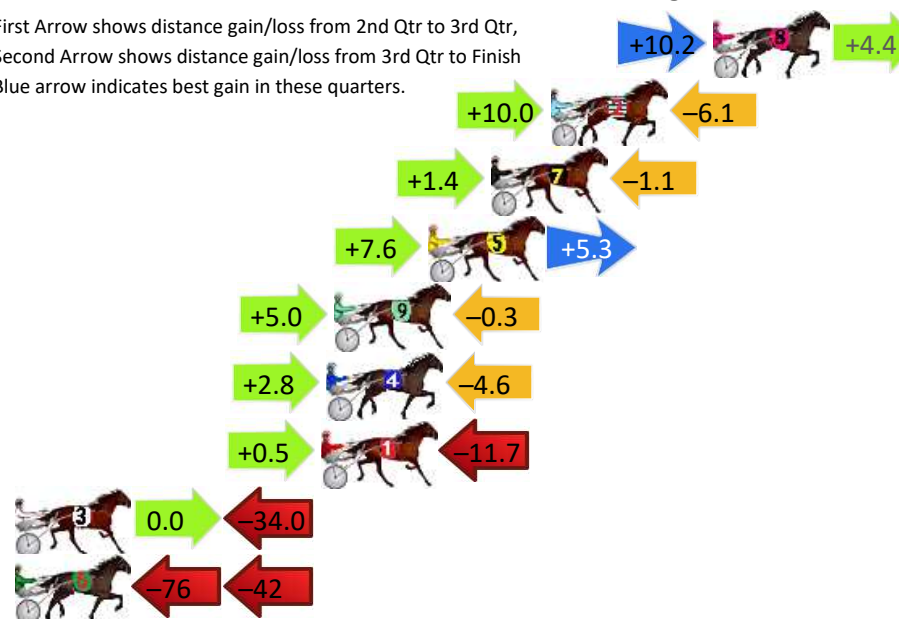
Gross Time: 2:08.70 MileRate: 1:57.70 LeadTime: 9.80s First Qtr: 27.60s Second Qtr: 31.40s Third Qtr: 28.90s Fourth Qtr: 31.00s

DATA TABLE: 800 / 400 Posi's are position from leader and (how wide the horse was at that position)

NoHorse	Plc	Mar	800 Posi	400 Posi	Time	3rd Qtr	4th Qt
8 Lessismore	1	0.0m	14.6m (1)	4.4m (1)	2:08.70	28.18s	30.67s
2 Lachies Delight	2	6.5m	10.4m (1)	0.4m (1)	2:09.23	28.18s	31.50s
7 Im Belieber	3	8.9m	9.2m (0)	7.8m (0)	2:09.42	28.82s	31.14s
5 Geoffrey Bee	4	11.4m	24.3m (1)	16.7m (2)	2:09.62	28.39s	30.68s
9 Bettors Moon	5	15.2m	19.9m (1)	14.9m (1)	2:09.93	28.58s	31.12s
4 Thats The Attitude	6	15.5m	13.7m (0)	10.9m (1)	2:09.96	28.73s	31.45s
1 Shoobees Charm	7	15.7m	4.5m (0)	4.0m (0)	2:09.97	28.88s	31.97s
3 Village Area	8	34.0m	0.0m (0)	0.0m (0)	2:11.46	28.90s	33.76s
6 Run Business Run	9	123.6m	6.2m (1)	82.1m (1)	2:18.72	34.56s	34.91s

## Finish Position and metres gained

First Arrow shows distance gain/loss from 2nd Qtr to 3rd Qtr,  
Second Arrow shows distance gain/loss from 3rd Qtr to Finish  
Blue arrow indicates best gain in these quarters.



# Coolamon Race 7 Distance 1760m

Friday, 25 April 2025


Gross Time: 2:11.30 MileRate: 2:00.00 LeadTime: 9.80s First Qtr: 29.50s Second Qtr: 32.10s Third Qtr: 31.00s Fourth Qtr: 28.90s

DATA TABLE: 800 / 400 Posi's are position from leader and (how wide the horse was at that position)

No	Horse	Plc	Mar	800 Posi	400 Posi	Time	3rd Qtr	4th Qt
5	Hy Maintenance	1	0.0m	4.2m (1)	1.0m (1)	2:11.30	30.74s	28.83s
3	La Feast	2	0.4m	0.0m (0)	0.0m (0)	2:11.33	31.00s	28.93s
10	She Haunts Em	3	6.6m	26.0m (1)	11.0m (2)	2:11.80	29.81s	28.58s
4	Two More Diamonds	4	10.6m	8.4m (1)	5.2m (1)	2:12.10	30.74s	29.31s
7	Dove Lake	5	11.1m	8.6m (0)	9.7m (0)	2:12.14	31.06s	29.02s
9	Luvtoo	6	11.7m	21.4m (1)	4.4m (3)	2:12.19	29.68s	29.46s
2	Pencil Me In	7	11.8m	12.5m (1)	3.5m (2)	2:12.19	30.29s	29.53s
8	Ava Leanne	8	15.9m	17.0m (1)	7.3m (2)	2:12.51	30.23s	29.57s
1	Weeneeddreams	9	22.1m	4.4m (0)	5.1m (0)	2:12.98	31.04s	30.20s

## Finish Position and metres gained

First Arrow shows distance gain/loss from 2nd Qtr to 3rd Qtr,  
Second Arrow shows distance gain/loss from 3rd Qtr to Finish  
Blue arrow indicates best gain in these quarters.



800

Visual positions in race at 2nd Quarter



400

Visual positions in race at 3rd Quarter



Powered by



Harness Analyser

Sectional Analysis Software

Not just form | Free Trial

[www.facebook.com/PJHarnessRacing](http://www.facebook.com/PJHarnessRacing)



RISE Digital, Harness Racing Australia nor the provider accepts any responsibility for the completeness or accuracy of any of the information contained herein, and makes no representations about its suitability for any particular purpose. Users should make their own judgements about those matters and/or seek independent advice. You assume all risks associated with use of data provided on this page

# Coolamon Race 8 Distance 2210m

Friday, 25 April 2025



Gross Time: 2:42.90 MileRate: 1:58.60 LeadTime: 45.30s First Qtr: 30.40s Second Qtr: 29.60s Third Qtr: 28.10s Fourth Qtr: 29.50s

DATA TABLE: 800 / 400 Posi's are position from leader and (how wide the horse was at that position)

No	Horse	Plc	Mar	800 Posi	400 Posi	Time	3rd Qtr	4th Qt
7	Kairaki Delight	1	0.0m	2.4m (1)	1.0m (1)	2:42.90	28.00s	29.43s
3	Catchafire	2	4.3m	0.0m (0)	0.0m (0)	2:43.23	28.10s	29.83s
5	Tick A Loch	3	9.3m	9.7m (0)	12.0m (0)	2:43.62	28.28s	29.36s
10	Carlo Gambino	4	10.6m	20.7m (1)	20.4m (0)	2:43.72	28.11s	28.86s
1	Tizzy Lizzie	5	14.7m	7.3m (1)	8.5m (1)	2:44.04	28.20s	30.03s
8	Im Dustee	6	18.5m	26.4m (1)	26.3m (0)	2:44.33	28.13s	29.05s
4	Uncle Jay	7	21.8m	11.5m (1)	14.7m (1)	2:44.59	28.34s	30.14s
11	Carrera Sunset	8	25.6m	31.0m (1)	26.1m (1)	2:44.88	27.80s	29.61s
9	Skittle Bomb	9	25.9m	15.8m (1)	18.9m (1)	2:44.90	28.34s	30.15s
2	More Gooda	10	41.9m	4.3m (0)	8.1m (0)	2:46.14	28.38s	32.16s

## Finish Position and metres gained

First Arrow shows distance gain/loss from 2nd Qtr to 3rd Qtr,  
Second Arrow shows distance gain/loss from 3rd Qtr to Finish  
Blue arrow indicates best gain in these quarters.



800

Visual positions in race at 2nd Quarter



400

Visual positions in race at 3rd Quarter



Powered by



Harness Analyser

Sectional Analysis Software

Not just form | Free Trial

[www.facebook.com/PJHarnessRacing](http://www.facebook.com/PJHarnessRacing)



RISE Digital, Harness Racing Australia nor the provider accepts any responsibility for the completeness or accuracy of any of the information contained herein, and makes no representations about its suitability for any particular purpose. Users should make their own judgements about those matters and/or seek independent advice. You assume all risks associated with use of data provided on this page

# Coolamon Race 9 Distance 2210m

Friday, 25 April 2025

Gross Time: 2:44.60

MileRate: 1:59.90

LeadTime: 46.40s

First Qtr: 31.50s

Second Qtr: 30.10s

Third Qtr: 28.00s


Fourth Qtr: 28.60s

DATA TABLE: 800 / 400 Posi's are position from leader and (how wide the horse was at that position)

No	Horse	Plc	Mar	800 Posi	400 Posi	Time	3rd Qtr	4th Qt
4	Thalassophobia	1	0.0m	0.0m (0)	0.0m (0)	2:44.60	28.00s	28.60s
10	Missaudacious	2	12.9m	16.2m (1)	12.7m (1)	2:45.57	27.76s	28.68s
8	Im Alrite	3	14.9m	6.4m (1)	8.4m (1)	2:45.72	28.14s	29.13s
1	Just Rollyourown	4	15.9m	10.4m (0)	11.9m (0)	2:45.79	28.12s	28.95s
6	Smokeshow	5	19.0m	1.5m (1)	3.6m (1)	2:46.03	28.14s	29.78s
7	Jekamias	6	24.8m	15.0m (0)	16.8m (0)	2:46.46	28.14s	29.28s
5	Wamboyneinamerica	7	29.0m	20.5m (1)	17.4m (2)	2:46.78	27.79s	29.56s
2	Unchainmyart	8	36.5m	4.6m (0)	7.4m (0)	2:47.34	28.20s	30.82s
3	Electra Girl	9	44.7m	11.3m (1)	18.3m (1)	2:47.96	28.50s	30.67s

## Finish Position and metres gained

First Arrow shows distance gain/loss from 2nd Qtr to 3rd Qtr,  
Second Arrow shows distance gain/loss from 3rd Qtr to Finish  
Blue arrow indicates best gain in these quarters.



Visual positions in race at 2nd Quarter



Visual positions in race at 3rd Quarter



Powered by



Harness Analyser

Sectional Analysis Software

Not just form | Free Trial

[www.facebook.com/PJHarnessRacing](http://www.facebook.com/PJHarnessRacing)



RISE Digital, Harness Racing Australia nor the provider accepts any responsibility for the completeness or accuracy of any of the information contained herein, and makes no representations about its suitability for any particular purpose. Users should make their own judgements about those matters and/or seek independent advice. You assume all risks associated with use of data provided on this page