

# Forbes Race 1 Distance 1680m

Friday, 25 April 2025

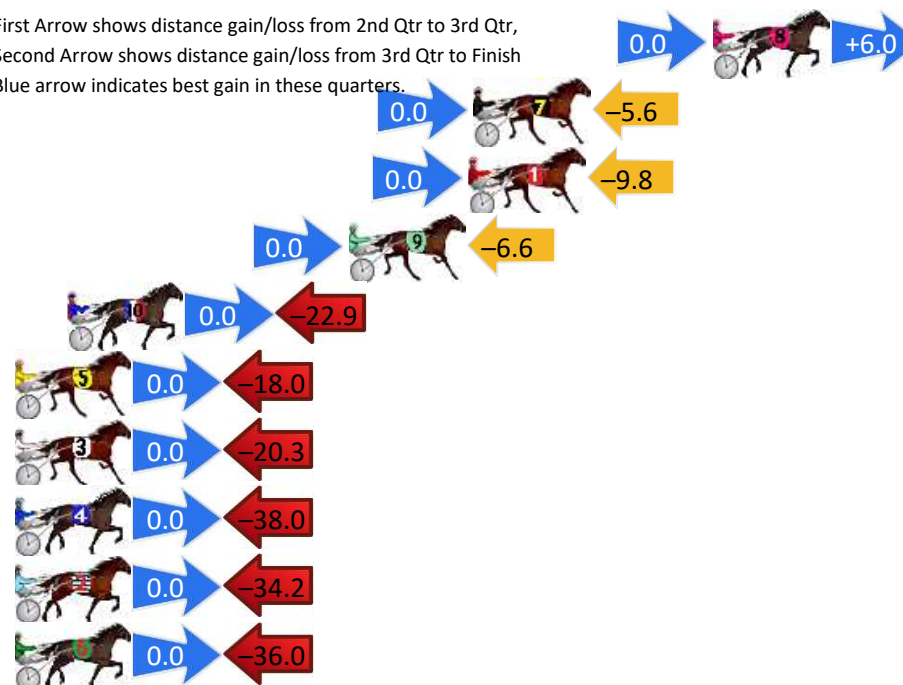
Gross Time: 2:02.40 MileRate: 1:57.20 LeadTime: 5.70s First Qtr: 28.80s Second Qtr: 28.75s Third Qtr: 29.10s Fourth Qtr: 29.95s

DATA TABLE: 800 / 400 Posi's are position from leader and (how wide the horse was at that position)

No	Horse	Plc	Mar	800 Posi	400 Posi	Time	3rd Qtr	4th Qt
8	Our Dance Monkey	1	0.0m	6.0m (2)	6.0m (2)	2:02.40	29.11s	29.50s
7	Rockin Sweet	2	9.6m	4.0m (0)	4.0m (0)	2:03.15	29.09s	30.37s
1	Terragong Swinger	3	9.8m	0.0m (0)	0.0m (0)	2:03.17	29.09s	30.68s
9	Grant For Lexy	4	14.6m	8.0m (0)	8.0m (0)	2:03.55	29.09s	30.44s
10	Lucky In America	5	25.9m	3.0m (1)	3.0m (1)	2:04.43	29.08s	31.66s
5	Belle Of Belmont	6	30.0m	12.0m (0)	12.0m (0)	2:04.75	29.08s	31.29s
3	Ultimate Cookie	7	30.3m	10.0m (2)	10.0m (2)	2:04.78	29.08s	31.46s
4	Vinygetsachance	8	45.0m	7.0m (1)	7.0m (1)	2:05.93	29.06s	32.78s
2	Cam I Am	9	45.2m	11.0m (1)	11.0m (1)	2:05.95	29.06s	32.50s
6	Dream Force	10	60.0m	24.0m (0)	24.0m (0)	2:07.11	29.06s	32.63s

## Finish Position and metres gained

First Arrow shows distance gain/loss from 2nd Qtr to 3rd Qtr,  
Second Arrow shows distance gain/loss from 3rd Qtr to Finish  
Blue arrow indicates best gain in these quarters.



800

Visual positions in race at 2nd Quarter



400

Visual positions in race at 3rd Quarter



Powered by



Harness Analyser

Sectional Analysis Software

Not just form | Free Trial

[www.facebook.com/PJHarnessRacing](http://www.facebook.com/PJHarnessRacing)



RISE Digital, Harness Racing Australia nor the provider accepts any responsibility for the completeness or accuracy of any of the information contained herein, and makes no representations about its suitability for any particular purpose. Users should make their own judgements about those matters and/or seek independent advice. You assume all risks associated with use of data provided on this page

# Forbes Race 2 Distance 1680m

Friday, 25 April 2025

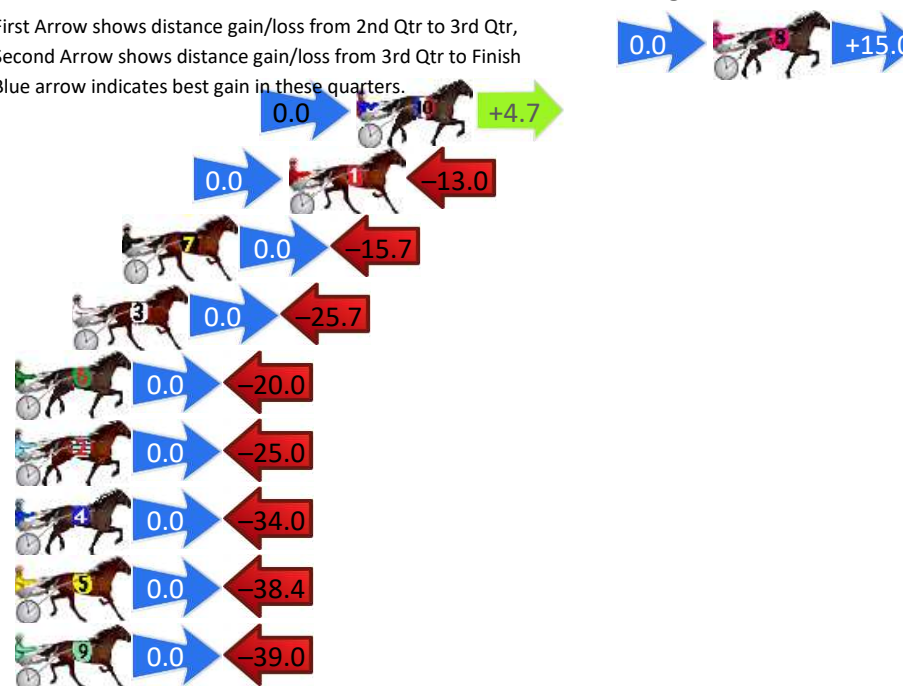
Gross Time: 2:02.00 MileRate: 1:56.85 LeadTime: 5.55s First Qtr: 28.15s Second Qtr: 30.35s Third Qtr: 29.55s Fourth Qtr: 28.40s

DATA TABLE: 800 / 400 Posi's are position from leader and (how wide the horse was at that position)

NoHorse	Plc	Mar	800 Posi	400 Posi	Time	3rd Qtr	4th Qt
8 Yarraman Jolt	1	0.0m	15.0m (1)	15.0m (1)	2:02.00	29.53s	27.34s
10 Uncle Sporty	2	14.3m	19.0m (1)	19.0m (1)	2:03.07	29.54s	28.07s
1 Studleigh Sunrise	3	17.0m	4.0m (0)	4.0m (0)	2:03.27	29.57s	29.32s
7 Tulhurst Toot Toot	4	23.7m	8.0m (0)	8.0m (0)	2:03.77	29.57s	29.51s
3 Mammals Reason	5	25.7m	0.0m (0)	0.0m (0)	2:03.92	29.59s	30.21s
6 Doing	6	32.0m	12.0m (0)	12.0m (0)	2:04.39	29.58s	29.81s
2 Excuse To Collect	7	36.0m	11.0m (1)	11.0m (1)	2:04.69	29.59s	30.17s
4 Yannick Gee	8	41.0m	7.0m (1)	7.0m (1)	2:05.06	29.60s	30.80s
5 Sanders	9	41.4m	3.0m (1)	3.0m (1)	2:05.09	29.60s	31.11s
9 Im Lord Tommy	10	45.0m	6.0m (2)	6.0m (2)	2:05.36	29.61s	31.15s

## Finish Position and metres gained

First Arrow shows distance gain/loss from 2nd Qtr to 3rd Qtr, Second Arrow shows distance gain/loss from 3rd Qtr to Finish  
Blue arrow indicates best gain in these quarters.



Visual positions in race at 2nd Quarter

800



Visual positions in race at 3rd Quarter

400



Powered by



Harness Analyser

Sectional Analysis Software

Not just form | Free Trial

[www.facebook.com/PJHarnessRacing](http://www.facebook.com/PJHarnessRacing)



RISE Digital, Harness Racing Australia nor the provider accepts any responsibility for the completeness or accuracy of any of the information contained herein, and makes no representations about its suitability for any particular purpose. Users should make their own judgements about those matters and/or seek independent advice. You assume all risks associated with use of data provided on this page

# Forbes Race 3 Distance 1680m

Friday, 25 April 2025

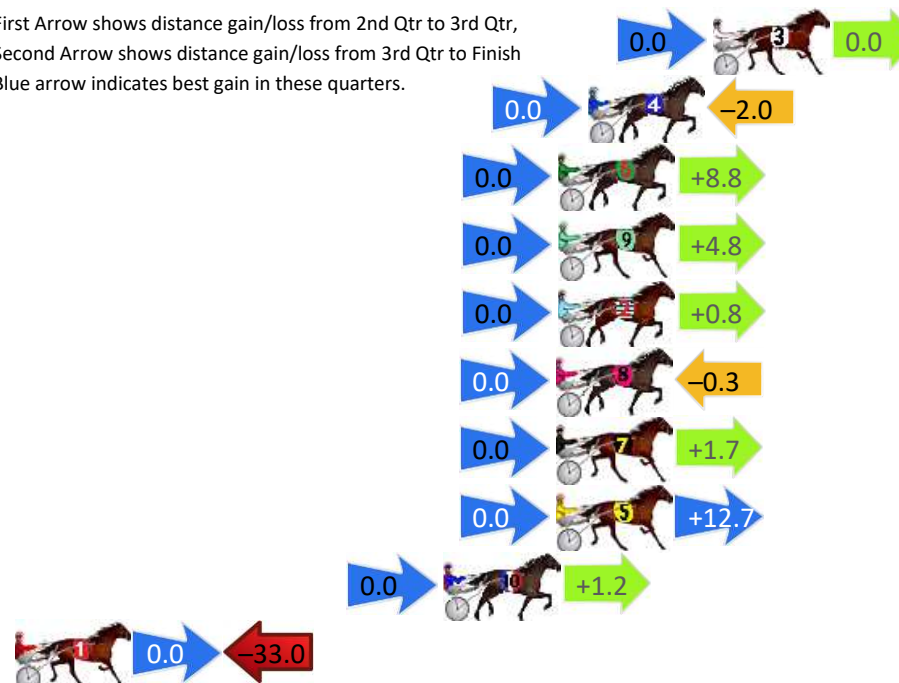
Gross Time: 2:04.90 MileRate: 1:59.60 LeadTime: 5.40s First Qtr: 29.50s Second Qtr: 27.90s Third Qtr: 33.10s Fourth Qtr: 28.90s

DATA TABLE: 800 / 400 Posi's are position from leader and (how wide the horse was at that position)

NoHorse	Plc	Mar	800 Posi	400 Posi	Time	3rd Qtr	4th Qt
3 Yarraman Kaylou	1	0.0m	0.0m (0)	0.0m (0)	2:04.90	33.10s	28.90s
4 Dusty Muster	2	5.0m	3.0m (1)	3.0m (1)	2:05.28	33.11s	29.04s
6 Kerpat Joy	3	6.2m	15.0m (1)	15.0m (1)	2:05.37	33.05s	28.27s
9 Rock Queen	4	6.2m	11.0m (1)	11.0m (1)	2:05.37	33.07s	28.56s
2 Glemelly Beach	5	6.2m	7.0m (1)	7.0m (1)	2:05.37	33.10s	28.84s
8 Whataboutbronson	6	6.3m	6.0m (2)	6.0m (2)	2:05.38	33.10s	28.92s
7 Our Sailor	7	6.3m	8.0m (0)	8.0m (0)	2:05.38	33.09s	28.78s
5 Irk McGlurk	8	6.3m	19.0m (1)	19.0m (1)	2:05.38	33.03s	27.99s
10 Lennox Bromac	9	10.8m	12.0m (0)	12.0m (0)	2:05.72	33.09s	28.81s
1 Miss Pippa	10	33.0m	0.0m (0)	0.0m (0)	2:07.40	33.27s	31.27s

## Finish Position and metres gained

First Arrow shows distance gain/loss from 2nd Qtr to 3rd Qtr,  
Second Arrow shows distance gain/loss from 3rd Qtr to Finish  
Blue arrow indicates best gain in these quarters.



800

Visual positions in race at 2nd Quarter



400

Visual positions in race at 3rd Quarter



Powered by



Harness Analyser

Sectional Analysis Software

Not just form | Free Trial

www.facebook.com/PJHarnessRacing



RISE Digital, Harness Racing Australia nor the provider accepts any responsibility for the completeness or accuracy of any of the information contained herein, and makes no representations about its suitability for any particular purpose. Users should make their own judgements about those matters and/or seek independent advice. You assume all risks associated with use of data provided on this page

# Forbes Race 4 Distance 1680m

Friday, 25 April 2025



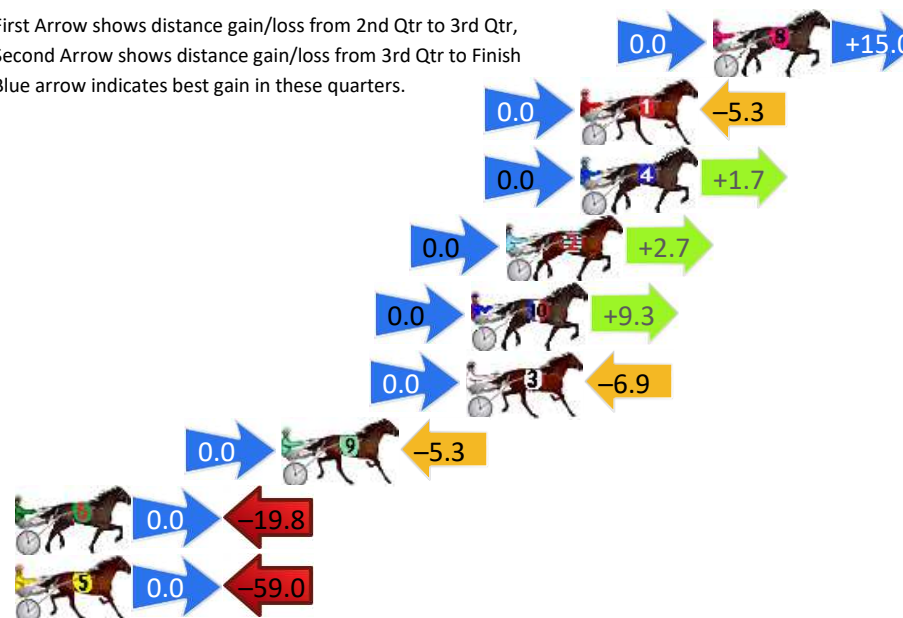
Gross Time: 2:03.20 MileRate: 1:58.00 LeadTime: 5.40s First Qtr: 28.90s Second Qtr: 30.60s Third Qtr: 29.80s Fourth Qtr: 28.40s

DATA TABLE: 800 / 400 Posi's are position from leader and (how wide the horse was at that position)

NoHorse	Plc	Mar	800 Posi	400 Posi	Time	3rd Qtr	4th Qt
8 Western Bill	1	0.0m	15.0m (1)	15.0m (1)	2:03.20	29.77s	27.34s
1 The Missing Sock	2	5.3m	0.0m (0)	0.0m (0)	2:03.60	29.81s	28.77s
4 Karinya Max	3	5.3m	7.0m (1)	7.0m (1)	2:03.60	29.80s	28.28s
2 Mittys Three Aces	4	8.3m	11.0m (1)	11.0m (1)	2:03.82	29.80s	28.21s
10 Sporty Mickilla	5	9.7m	19.0m (1)	19.0m (1)	2:03.92	29.78s	27.74s
3 Girls View	6	9.9m	3.0m (1)	3.0m (1)	2:03.94	29.81s	28.89s
9 Springfield Desire	7	17.3m	12.0m (0)	12.0m (0)	2:04.49	29.81s	28.77s
6 Tyabb Wonder	8	35.8m	16.0m (0)	16.0m (0)	2:05.87	29.83s	29.80s
5 Studleigh Starlite	9	94.0m	35.0m (0)	35.0m (0)	2:10.21	29.90s	32.57s

## Finish Position and metres gained

First Arrow shows distance gain/loss from 2nd Qtr to 3rd Qtr,  
Second Arrow shows distance gain/loss from 3rd Qtr to Finish  
Blue arrow indicates best gain in these quarters.





# Forbes Race 5 Distance 1680m

Friday, 25 April 2025



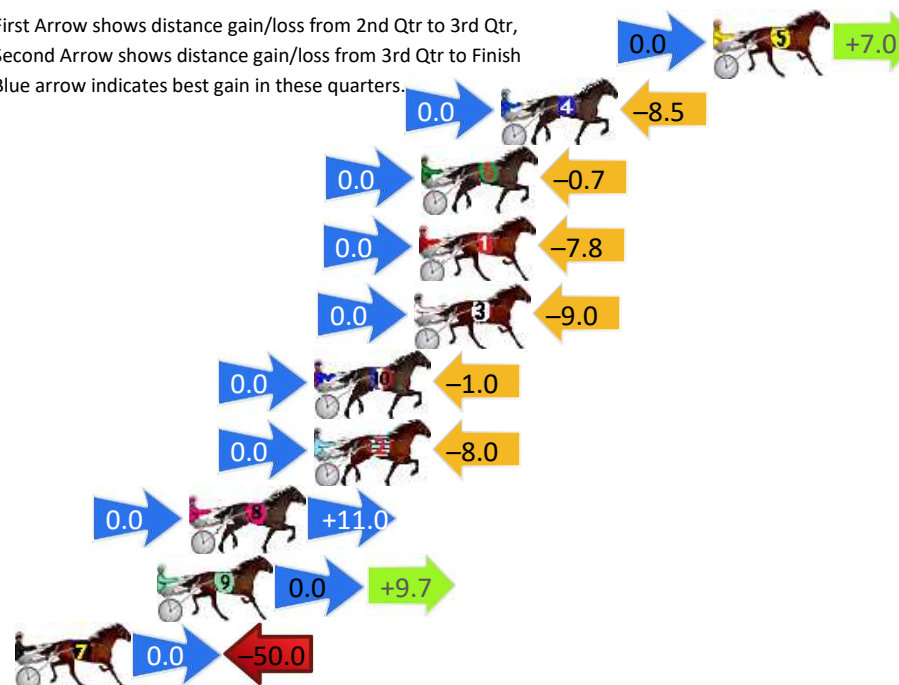
Gross Time: 2:03.40 MileRate: 1:58.20 LeadTime: 5.30s First Qtr: 28.20s Second Qtr: 30.60s Third Qtr: 29.30s Fourth Qtr: 29.00s

DATA TABLE: 800 / 400 Posi's are position from leader and (how wide the horse was at that position)

No	Horse	Plc	Mar	800 Posi	400 Posi	Time	3rd Qtr	4th Qt
5	Shes Some Lexy	1	0.0m	7.0m (1)	7.0m (1)	2:03.40	29.30s	28.50s
4	Uncle Craigo	2	8.5m	0.0m (0)	0.0m (0)	2:04.05	29.30s	29.61s
6	Rusty Dancer	3	11.7m	11.0m (1)	11.0m (1)	2:04.29	29.30s	29.05s
1	Alpha Xena	4	11.8m	4.0m (0)	4.0m (0)	2:04.30	29.30s	29.56s
3	Hillview Sam	5	12.0m	3.0m (1)	3.0m (1)	2:04.31	29.30s	29.65s
10	Major Ark	6	16.0m	15.0m (1)	15.0m (1)	2:04.62	29.30s	29.07s
2	Teneachway	7	16.0m	8.0m (0)	8.0m (0)	2:04.62	29.30s	29.58s
8	Flash Azarat	8	21.0m	32.0m (0)	32.0m (0)	2:05.00	29.30s	28.21s
9	Devils Bling	9	22.3m	32.0m (0)	32.0m (0)	2:05.10	29.30s	28.30s
7	Why Nott	10	82.0m	32.0m (0)	32.0m (0)	2:09.64	29.32s	32.60s

## Finish Position and metres gained

First Arrow shows distance gain/loss from 2nd Qtr to 3rd Qtr,  
Second Arrow shows distance gain/loss from 3rd Qtr to Finish  
Blue arrow indicates best gain in these quarters.



# Forbes Race 6 Distance 1680m

Friday, 25 April 2025


Gross Time: 2:02.90 MileRate: 1:57.70 LeadTime: 5.20s First Qtr: 28.70s Second Qtr: 30.20s Third Qtr: 29.00s Fourth Qtr: 29.80s

DATA TABLE: 800 / 400 Posi's are position from leader and (how wide the horse was at that position)

No	Horse	Plc	Mar	800 Posi	400 Posi	Time	3rd Qtr	4th Qt
8	Warrawee Flyer	1	0.0m	3.0m (1)	3.0m (1)	2:02.90	29.00s	29.58s
7	Zolton	2	22.0m	11.0m (1)	11.0m (1)	2:04.62	28.99s	30.61s
4	Shez A Warrior	3	23.0m	4.0m (0)	4.0m (0)	2:04.70	28.98s	31.21s
9	Bulli Belle	4	24.0m	15.0m (1)	15.0m (1)	2:04.77	28.99s	30.47s
3	Milliondollar Kiss	5	24.1m	0.0m (0)	0.0m (0)	2:04.78	28.98s	31.59s
5	The Ringmaster	6	25.1m	7.0m (1)	7.0m (1)	2:04.86	28.98s	31.14s
1	Caribbean Pat	7	25.3m	8.0m (0)	8.0m (0)	2:04.88	28.98s	31.08s
10	Tulhurst Elvis	8	25.3m	19.0m (1)	19.0m (1)	2:04.88	28.99s	30.27s
6	Peaksart	9	33.3m	16.0m (0)	16.0m (0)	2:05.50	28.98s	31.08s
2	Preacher Quince	10	44.3m	12.0m (0)	12.0m (0)	2:06.36	28.97s	32.19s

## Finish Position and metres gained

First Arrow shows distance gain/loss from 2nd Qtr to 3rd Qtr,  
Second Arrow shows distance gain/loss from 3rd Qtr to Finish  
Blue arrow indicates best gain in these quarters



800

Visual positions in race at 2nd Quarter



400

Visual positions in race at 3rd Quarter



Powered by



Harness Analyser

Sectional Analysis Software

Not just form | Free Trial

[www.facebook.com/PJHarnessRacing](http://www.facebook.com/PJHarnessRacing)



RISE Digital, Harness Racing Australia nor the provider accepts any responsibility for the completeness or accuracy of any of the information contained herein, and makes no representations about its suitability for any particular purpose. Users should make their own judgements about those matters and/or seek independent advice. You assume all risks associated with use of data provided on this page

# Forbes Race 7 Distance 2060m

Friday, 25 April 2025

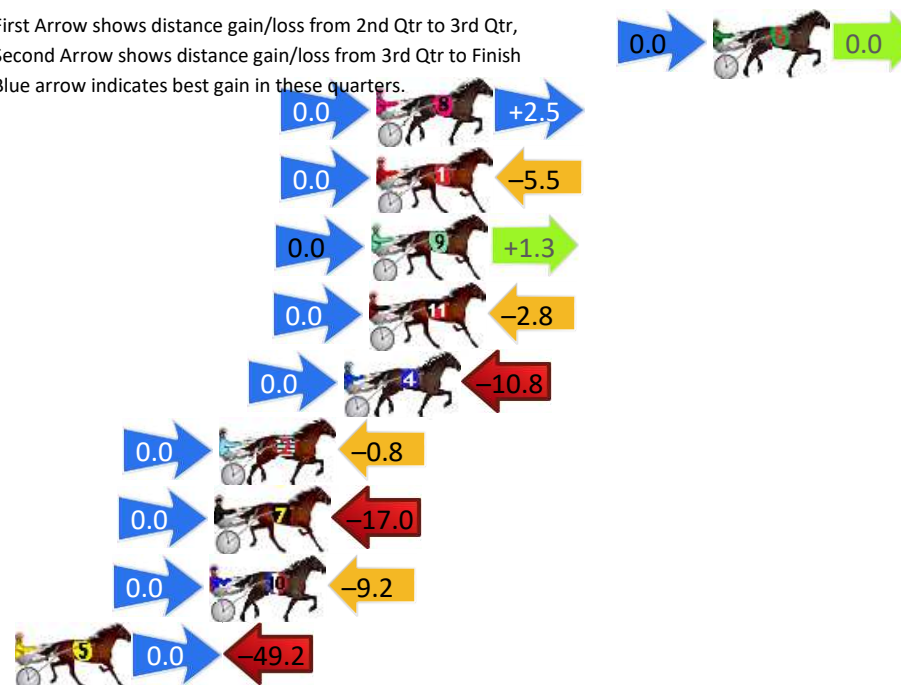
Gross Time: 2:31.00 MileRate: 1:57.90 LeadTime: 33.90s First Qtr: 29.70s Second Qtr: 29.20s Third Qtr: 29.10s Fourth Qtr: 29.10s

DATA TABLE: 800 / 400 Posi's are position from leader and (how wide the horse was at that position)

No	Horse	Plc	Mar	800 Posi	400 Posi	Time	3rd Qtr	4th Qt
6	A Lil Bit Of Love	1	0.0m	0.0m (0)	0.0m (0)	2:31.00	29.10s	29.10s
8	Stay Foolish	2	13.5m	16.0m (0)	16.0m (0)	2:32.03	29.10s	28.92s
1	Candi	3	13.5m	8.0m (0)	8.0m (0)	2:32.03	29.10s	29.50s
9	McLean	4	13.7m	15.0m (1)	15.0m (1)	2:32.05	29.10s	29.01s
11	Magic Matteo	5	13.8m	11.0m (1)	11.0m (1)	2:32.05	29.10s	29.30s
4	Burrabadine Bullet	6	14.8m	4.0m (0)	4.0m (0)	2:32.13	29.10s	29.88s
2	Scarlet Bling	7	19.8m	19.0m (1)	19.0m (1)	2:32.51	29.10s	29.16s
7	Olivia Shannon	8	20.0m	3.0m (1)	3.0m (1)	2:32.53	29.10s	30.33s
10	Potter	9	20.2m	11.0m (1)	11.0m (1)	2:32.54	29.10s	29.77s
5	Seven Tee Two	10	56.2m	7.0m (1)	7.0m (1)	2:35.29	29.10s	32.66s

## Finish Position and metres gained

First Arrow shows distance gain/loss from 2nd Qtr to 3rd Qtr,  
Second Arrow shows distance gain/loss from 3rd Qtr to Finish  
Blue arrow indicates best gain in these quarters.



800

Visual positions in race at 2nd Quarter



400

Visual positions in race at 3rd Quarter

# Forbes Race 8 Distance 2060m

Friday, 25 April 2025

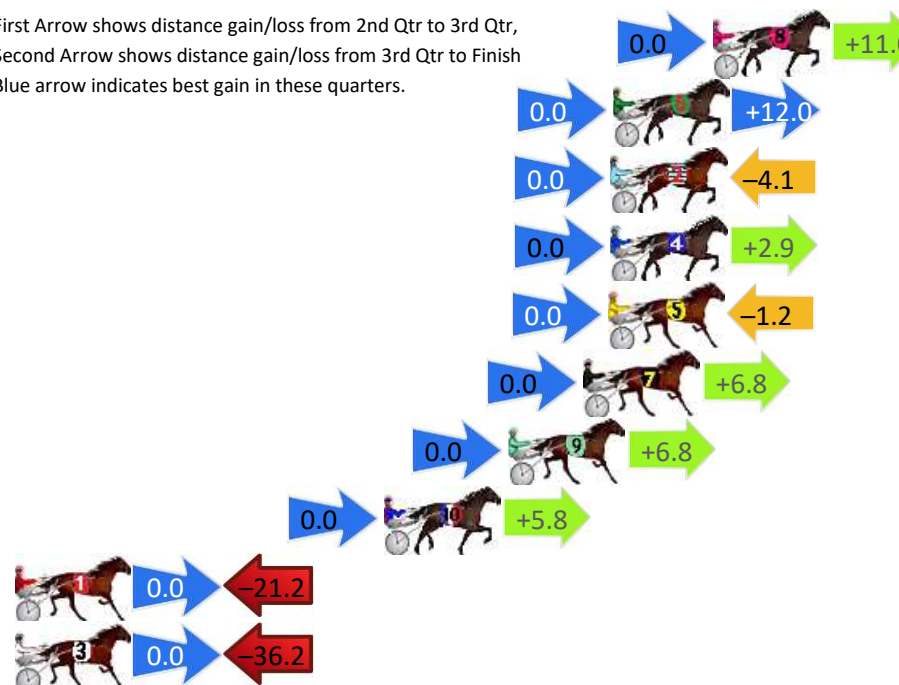
Gross Time: 2:34.60 MileRate: 2:00.80 LeadTime: 35.50s First Qtr: 31.20s Second Qtr: 30.30s Third Qtr: 29.10s Fourth Qtr: 28.40s

DATA TABLE: 800 / 400 Posi's are position from leader and (how wide the horse was at that position)

No	Horse	Plc	Mar	800 Posi	400 Posi	Time	3rd Qtr	4th Qt
8	Mitchells Run	1	0.0m	11.0m (1)	11.0m (1)	2:34.60	29.09s	27.62s
6	Nosaer	2	4.0m	16.0m (0)	16.0m (0)	2:34.90	29.09s	27.55s
2	Deewhy	3	4.1m	0.0m (0)	0.0m (0)	2:34.91	29.10s	28.69s
4	Roll To The Top	3	4.1m	7.0m (1)	7.0m (1)	2:34.91	29.10s	28.20s
5	King Bobbie	5	4.2m	3.0m (1)	3.0m (1)	2:34.91	29.10s	28.48s
7	Something For Lexy	6	5.2m	12.0m (0)	12.0m (0)	2:34.99	29.09s	27.92s
9	Always Adorned	7	8.2m	15.0m (1)	15.0m (1)	2:35.21	29.09s	27.92s
10	Karinya Haz	8	13.2m	19.0m (1)	19.0m (1)	2:35.58	29.09s	27.99s
1	Karlooo Candice	9	29.2m	8.0m (0)	8.0m (0)	2:36.78	29.12s	29.90s
3	Caperella	10	40.2m	4.0m (0)	4.0m (0)	2:37.60	29.13s	30.96s

## Finish Position and metres gained

First Arrow shows distance gain/loss from 2nd Qtr to 3rd Qtr, Second Arrow shows distance gain/loss from 3rd Qtr to Finish  
Blue arrow indicates best gain in these quarters.



800

Visual positions in race at 2nd Quarter



400

Visual positions in race at 3rd Quarter



Powered by



Harness Analyser

Sectional Analysis Software

Not just form | Free Trial

[www.facebook.com/PJHarnessRacing](http://www.facebook.com/PJHarnessRacing)



RISE Digital, Harness Racing Australia nor the provider accepts any responsibility for the completeness or accuracy of any of the information contained herein, and makes no representations about its suitability for any particular purpose. Users should make their own judgements about those matters and/or seek independent advice. You assume all risks associated with use of data provided on this page



# Forbes Race 9 Distance 2470m

Friday, 25 April 2025


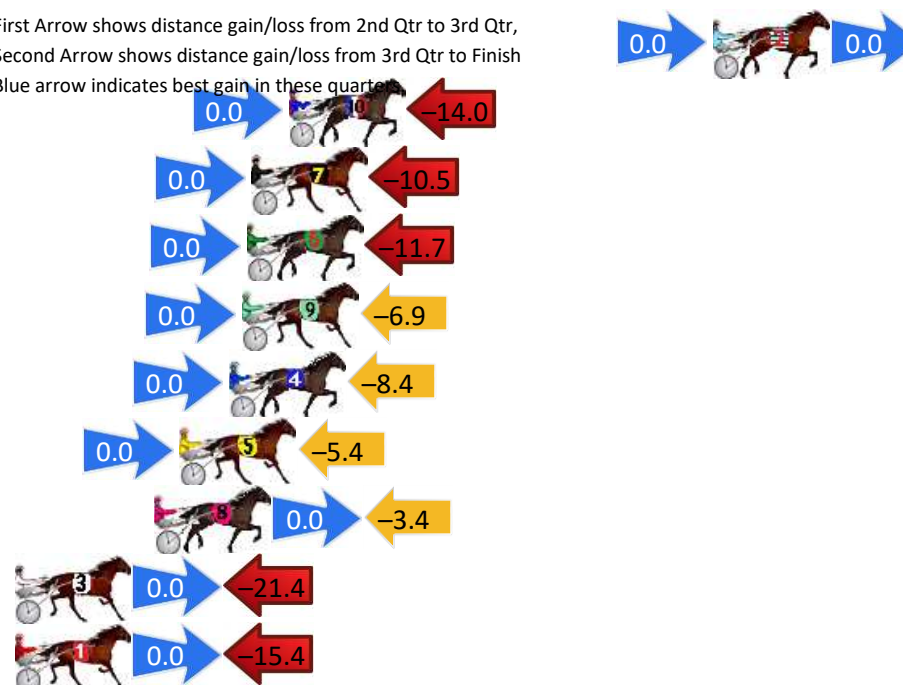
Gross Time: 3:00.40 MileRate: 1:57.50 LeadTime: 65.90s First Qtr: 30.10s Second Qtr: 28.70s Third Qtr: 27.80s Fourth Qtr: 27.90s

DATA TABLE: 800 / 400 Posi's are position from leader and (how wide the horse was at that position)

No	Horse	Plc	Mar	800 Posi	400 Posi	Time	3rd Qtr	4th Qt
2	Sweet On Lexy	1	0.0m	0.0m (0)	0.0m (0)	3:00.40	27.80s	27.90s
10	Saint Emilion	2	17.0m	3.0m (1)	3.0m (1)	3:01.65	27.80s	28.87s
7	Bettor Keppel	3	18.5m	8.0m (0)	8.0m (0)	3:01.76	27.80s	28.63s
6	Im Desirable	4	18.7m	7.0m (1)	7.0m (1)	3:01.77	27.80s	28.71s
9	Pas De Cheval	5	18.9m	12.0m (0)	12.0m (0)	3:01.79	27.80s	28.38s
4	Drive To The Beach	6	19.4m	11.0m (1)	11.0m (1)	3:01.82	27.80s	28.48s
5	Kadar	7	21.4m	16.0m (0)	16.0m (0)	3:01.97	27.80s	28.27s
8	Holy Camp Dillon	8	22.4m	19.0m (1)	19.0m (1)	3:02.04	27.80s	28.14s
3	Camanchi Warrior	9	36.4m	15.0m (1)	15.0m (1)	3:03.07	27.80s	29.38s
1	Sir Richard Lee	10	39.4m	24.0m (0)	24.0m (0)	3:03.29	27.80s	28.97s

## Finish Position and metres gained

First Arrow shows distance gain/loss from 2nd Qtr to 3rd Qtr,  
Second Arrow shows distance gain/loss from 3rd Qtr to Finish  
Blue arrow indicates best gain in these quarters



800

Visual positions in race at 2nd Quarter



400

Visual positions in race at 3rd Quarter



Powered by



Harness Analyser

Sectional Analysis Software

Not just form | Free Trial

[www.facebook.com/PJHarnessRacing](http://www.facebook.com/PJHarnessRacing)



RISE Digital, Harness Racing Australia nor the provider accepts any responsibility for the completeness or accuracy of any of the information contained herein, and makes no representations about its suitability for any particular purpose. Users should make their own judgements about those matters and/or seek independent advice. You assume all risks associated with use of data provided on this page