

Newcastle Race 1 Distance 1609m

Friday, 25 April 2025


Gross Time: 1:57.20 MileRate: 1:57.20 LeadTime: 0.00s First Qtr: 29.30s Second Qtr: 32.10s Third Qtr: 27.80s Fourth Qtr: 28.10s

DATA TABLE: 800 / 400 Posi's are position from leader and (how wide the horse was at that position)

No	Horse	Plc	Mar	800 Posi	400 Posi	Time	3rd Qtr	4th Qt
4	Abstract Art	1	0.0m	0.0m (0)	0.0m (0)	1:57.20	27.80s	28.10s
5	Bat Matson	2	0.3m	11.3m (1)	10.1m (1)	1:57.22	27.72s	27.42s
3	Love Lou	3	0.6m	4.6m (0)	4.6m (0)	1:57.24	27.80s	27.82s
10	Stick Man	4	3.3m	7.2m (1)	6.3m (1)	1:57.44	27.74s	27.90s
2	Hidden Delight	5	3.9m	2.9m (1)	1.7m (1)	1:57.49	27.72s	28.27s
6	Jeffcoate	6	4.5m	15.9m (1)	14.4m (1)	1:57.53	27.70s	27.43s
7	Ideal Mondo	7	5.4m	18.0m (0)	17.3m (0)	1:57.60	27.76s	27.30s
1	Captain Dorian	8	5.5m	9.3m (0)	8.6m (0)	1:57.61	27.76s	27.91s
9	Beancounter	9	14.0m	13.3m (0)	13.3m (0)	1:58.23	27.80s	28.21s
8	Stealth Bomba	10	15.7m	20.0m (1)	18.1m (1)	1:58.36	27.68s	28.00s

Finish Position and metres gained

First Arrow shows distance gain/loss from 2nd Qtr to 3rd Qtr,
Second Arrow shows distance gain/loss from 3rd Qtr to Finish
Blue arrow indicates best gain in these quarters.



800

Visual positions in race at 2nd Quarter



400

Visual positions in race at 3rd Quarter

Newcastle Race 2 Distance 2030m

Friday, 25 April 2025

Gross Time: 2:25.00

MileRate: 1:55.00

LeadTime: 28.90s

First Qtr: 30.10s

Second Qtr: 29.80s

Third Qtr: 27.60s


Fourth Qtr: 28.60s

DATA TABLE: 800 / 400 Posi's are position from leader and (how wide the horse was at that position)

No	Horse	Plc	Mar	800 Posi	400 Posi	Time	3rd Qtr	4th Qt
10	Hezatreacheros	1	0.0m	0.0m (0)	0.0m (0)	2:25.00	27.60s	28.60s
3	Colby	2	19.3m	4.4m (0)	8.0m (0)	2:26.45	27.86s	29.49s
7	Halsey Nicole	3	19.9m	23.3m (0)	23.8m (2)	2:26.49	27.66s	28.43s
2	Paytons Rock	4	21.2m	8.8m (0)	12.6m (0)	2:26.59	27.88s	29.31s
6	McCrikey	5	24.7m	6.1m (1)	6.3m (1)	2:26.85	27.62s	30.01s
1	Karaoke King	6	25.0m	14.3m (0)	17.2m (0)	2:26.88	27.82s	29.28s
8	Next To Me	7	28.7m	20.1m (1)	23.5m (1)	2:27.16	27.86s	29.12s
9	Longnwindigroad	8	30.0m	19.2m (0)	21.5m (0)	2:27.25	27.78s	29.35s
5	Yesnomaybeso	9	32.1m	15.5m (1)	19.5m (1)	2:27.41	27.90s	29.65s
4	Major Mickey	10	35.5m	11.4m (1)	14.9m (1)	2:27.67	27.86s	30.23s

Finish Position and metres gained

First Arrow shows distance gain/loss from 2nd Qtr to 3rd Qtr,
Second Arrow shows distance gain/loss from 3rd Qtr to Finish
Blue arrow indicates best gain in these quarters



800

Visual positions in race at 2nd Quarter



400

Visual positions in race at 3rd Quarter



Powered by



Harness Analyser

Sectional Analysis Software

Not just form | Free Trial

www.facebook.com/PJHarnessRacing



RISE Digital, Harness Racing Australia nor the provider accepts any responsibility for the completeness or accuracy of any of the information contained herein, and makes no representations about its suitability for any particular purpose. Users should make their own judgements about those matters and/or seek independent advice. You assume all risks associated with use of data provided on this page

Newcastle Race 3 Distance 1609m

Friday, 25 April 2025

Gross Time: 1:53.80 MileRate: 1:53.80 LeadTime: 0.00s First Qtr: 28.40s Second Qtr: 28.70s Third Qtr: 27.80s Fourth Qtr: 28.90s

DATA TABLE: 800 / 400 Posi's are position from leader and (how wide the horse was at that position)

No	Horse	Plc	Mar	800 Posi	400 Posi	Time	3rd Qtr	4th Qt
8	Peppa Bliss	1	0.0m	15.1m (0)	14.2m (0)	1:53.80	27.76s	27.90s
5	Onehandonebounce	2	0.1m	17.7m (1)	17.0m (1)	1:53.81	27.78s	27.71s
1	Matt Gregors Boy	3	2.3m	5.2m (0)	4.6m (0)	1:53.97	27.76s	28.75s
7	Our Ideal Dream	4	3.2m	4.4m (1)	4.0m (1)	1:54.04	27.78s	28.86s
3	Mondello Beach	5	3.9m	9.0m (1)	8.2m (1)	1:54.10	27.76s	28.62s
9	Johnson Step	6	6.4m	10.4m (0)	9.1m (0)	1:54.29	27.72s	28.75s
4	Sara Ta Sloy	7	8.0m	13.0m (1)	13.1m (1)	1:54.41	27.82s	28.59s
6	Abdicate	8	8.3m	0.0m (0)	0.0m (0)	1:54.43	27.80s	29.53s

Finish Position and metres gained

First Arrow shows distance gain/loss from 2nd Qtr to 3rd Qtr,
Second Arrow shows distance gain/loss from 3rd Qtr to Finish
Blue arrow indicates best gain in these quarters.



800

Visual positions in race at 2nd Quarter



400

Visual positions in race at 3rd Quarter



Powered by



Harness Analyser

Sectional Analysis Software

Not just form | Free Trial

www.facebook.com/PJHarnessRacing



RISE Digital, Harness Racing Australia nor the provider accepts any responsibility for the completeness or accuracy of any of the information contained herein, and makes no representations about its suitability for any particular purpose. Users should make their own judgements about those matters and/or seek independent advice. You assume all risks associated with use of data provided on this page

Newcastle Race 4 Distance 1609m

Friday, 25 April 2025

Gross Time: 1:54.60 MileRate: 1:54.60 LeadTime: 0.00s First Qtr: 27.60s Second Qtr: 30.10s Third Qtr: 28.00s Fourth Qtr: 28.90s

DATA TABLE: 800 / 400 Posi's are position from leader and (how wide the horse was at that position)

No	Horse	Plc	Mar	800 Posi	400 Posi	Time	3rd Qtr	4th Qt
5	Popstaromar	1	0.0m	0.0m (0)	0.0m (0)	1:54.60	28.00s	28.90s
9	Flare Up	2	5.2m	12.7m (0)	15.3m (0)	1:54.99	28.20s	28.21s
10	Nothingbutwaves	3	7.0m	17.5m (1)	3.4m (2)	1:55.13	27.02s	29.19s
3	Shiralee	4	8.4m	4.6m (0)	5.1m (0)	1:55.24	28.04s	29.18s
8	Whiskey Girl	5	11.4m	21.8m (1)	7.9m (2)	1:55.46	27.04s	29.20s
7	Bouganvillea	6	11.7m	4.3m (1)	4.3m (1)	1:55.49	28.00s	29.49s
6	My Lady Sarah	7	12.0m	17.2m (0)	11.9m (2)	1:55.51	27.64s	28.97s
4	Manhattan Chick	8	13.7m	8.9m (1)	8.5m (1)	1:55.64	27.98s	29.34s
1	Cooindalai	9	18.6m	8.6m (0)	10.2m (0)	1:56.01	28.12s	29.59s
2	Weregoingtogetcha	10	22.1m	13.5m (1)	15.8m (1)	1:56.28	28.18s	29.46s

Finish Position and metres gained

First Arrow shows distance gain/loss from 2nd Qtr to 3rd Qtr,
Second Arrow shows distance gain/loss from 3rd Qtr to Finish
Blue arrow indicates best gain in these quarters.



Visual positions in race at 2nd Quarter



Visual positions in race at 3rd Quarter

Newcastle Race 5 Distance 1609m

Friday, 25 April 2025


Gross Time: 1:52.60 MileRate: 1:52.60 LeadTime: 0.00s First Qtr: 27.00s Second Qtr: 29.30s Third Qtr: 27.90s Fourth Qtr: 28.40s

DATA TABLE: 800 / 400 Posi's are position from leader and (how wide the horse was at that position)

NoHorse	Plc	Mar	800 Posi	400 Posi	Time	3rd Qtr	4th Qt
5 Port Au Prince	1	0.0m	0.0m (0)	0.0m (0)	1:52.60	27.90s	28.40s
3 Give Me A Minute	2	3.1m	4.6m (0)	4.6m (0)	1:52.83	27.90s	28.31s
4 Paradise Point	3	16.9m	14.7m (1)	13.4m (1)	1:53.86	27.82s	28.72s
9 Dadndave	4	17.0m	19.3m (1)	13.2m (2)	1:53.87	27.48s	28.75s
7 Rickoshay	5	17.2m	10.7m (1)	9.2m (1)	1:53.88	27.80s	29.04s
8 Mailman	6	18.6m	17.3m (0)	17.2m (2)	1:53.99	27.90s	28.59s
2 Little Demon	7	20.7m	8.7m (0)	8.6m (0)	1:54.14	27.90s	29.34s
6 Ashark	8	22.0m	5.5m (1)	5.2m (1)	1:54.24	27.88s	29.68s
1 Bobby Waterhouse	9	23.6m	12.7m (0)	12.9m (0)	1:54.36	27.92s	29.26s

Finish Position and metres gained

First Arrow shows distance gain/loss from 2nd Qtr to 3rd Qtr,
Second Arrow shows distance gain/loss from 3rd Qtr to Finish
Blue arrow indicates best gain in these quarters.



Visual positions in race at 2nd Quarter



Visual positions in race at 3rd Quarter

Newcastle Race 6 Distance 1609m

Friday, 25 April 2025


Gross Time: 1:53.50 MileRate: 1:53.50 LeadTime: 0.00s First Qtr: 27.80s Second Qtr: 29.60s Third Qtr: 27.40s Fourth Qtr: 28.70s

DATA TABLE: 800 / 400 Posi's are position from leader and (how wide the horse was at that position)

NoHorse	Plc	Mar	800 Posi	400 Posi	Time	3rd Qtr	4th Qt
4 Petes Crunch Time	1	0.0m	0.0m (0)	0.0m (0)	1:53.50	27.40s	28.70s
5 The County Sheriff	2	8.4m	4.1m (0)	5.2m (0)	1:54.13	27.48s	28.97s
2 Crusader Miss	3	10.7m	8.2m (0)	10.3m (1)	1:54.31	27.56s	28.79s
6 Hes Got The Look	4	11.1m	15.6m (1)	16.1m (1)	1:54.34	27.46s	28.42s
9 Mister Poverty	5	11.7m	18.2m (0)	20.1m (0)	1:54.38	27.56s	28.18s
7 Louigi	6	12.8m	19.7m (1)	21.8m (1)	1:54.46	27.58s	28.14s
1 Jacqueline Rose	7	13.7m	12.6m (0)	13.8m (0)	1:54.53	27.50s	28.77s
8 Bettor Cheer	8	15.8m	22.6m (0)	24.7m (0)	1:54.69	27.58s	28.17s
3 Lachies Ideal	9	18.3m	6.2m (1)	6.3m (1)	1:54.88	27.42s	29.64s
10 Imlika	10	117.9m	11.5m (1)	18.9m (2)	2:02.38	27.94s	36.26s

Finish Position and metres gained

First Arrow shows distance gain/loss from 2nd Qtr to 3rd Qtr,
Second Arrow shows distance gain/loss from 3rd Qtr to Finish
Blue arrow indicates best gain in these quarters.



800

Visual positions in race at 2nd Quarter



400

Visual positions in race at 3rd Quarter



Powered by



Harness Analyser

Sectional Analysis Software

Not just form | Free Trial

www.facebook.com/PJHarnessRacing



RISE Digital, Harness Racing Australia nor the provider accepts any responsibility for the completeness or accuracy of any of the information contained herein, and makes no representations about its suitability for any particular purpose. Users should make their own judgements about those matters and/or seek independent advice. You assume all risks associated with use of data provided on this page

Newcastle Race 7 Distance 2030m

Friday, 25 April 2025

Gross Time: 2:29.10

MileRate: 1:58.20

LeadTime: 30.10s

First Qtr: 31.90s

Second Qtr: 29.40s

Third Qtr: 28.60s

Fourth Qtr: 29.10s

DATA TABLE: 800 / 400 Posi's are position from leader and (how wide the horse was at that position)

No	Horse	Plc	Mar	800 Posi	400 Posi	Time	3rd Qtr	4th Qt
5	Drakaina	1	0.0m	6.0m (1)	0.0m (1)	2:29.10	28.17s	29.10s
2	Sweet Rocky	2	5.8m	10.0m (1)	1.4m (2)	2:29.54	27.98s	29.42s
1	Frankiromar	3	6.2m	4.4m (0)	6.0m (1)	2:29.57	28.71s	29.11s
10	Sir Candy Cloud	4	8.8m	14.2m (1)	6.0m (2)	2:29.77	28.01s	29.30s
3	Thripenny	5	10.1m	18.2m (0)	14.6m (0)	2:29.87	28.34s	28.77s
6	See The Dream	6	11.1m	14.2m (0)	9.4m (0)	2:29.95	28.25s	29.22s
9	Hey Dude	7	12.1m	8.6m (0)	11.2m (1)	2:30.02	28.79s	29.17s
7	Summer Rockstar	8	12.6m	1.6m (1)	0.4m (0)	2:30.06	28.51s	29.98s
8	Captain Groove	9	14.9m	18.2m (1)	11.2m (2)	2:30.24	28.10s	29.37s

Finish Position and metres gained

First Arrow shows distance gain/loss from 2nd Qtr to 3rd Qtr,
Second Arrow shows distance gain/loss from 3rd Qtr to Finish
Blue arrow indicates best gain in these quarters.



800

Visual positions in race at 2nd Quarter



400

Visual positions in race at 3rd Quarter



Powered by



Harness Analyser

Sectional Analysis Software

Not just form | Free Trial

www.facebook.com/PJHarnessRacing



RISE Digital, Harness Racing Australia nor the provider accepts any responsibility for the completeness or accuracy of any of the information contained herein, and makes no representations about its suitability for any particular purpose. Users should make their own judgements about those matters and/or seek independent advice. You assume all risks associated with use of data provided on this page

Newcastle Race 8 Distance 1609m

Friday, 25 April 2025

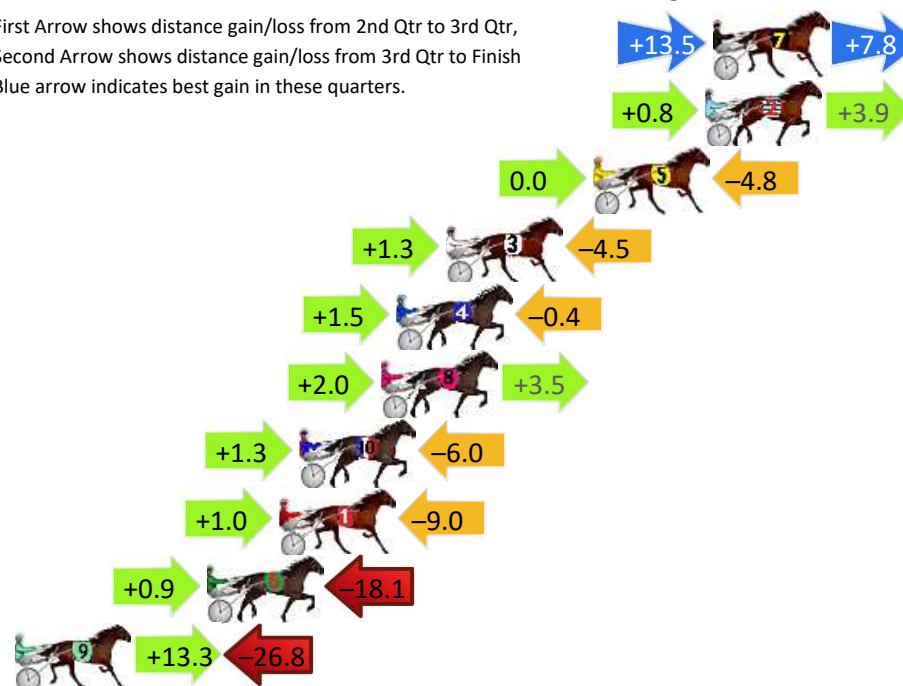
Gross Time: 1:58.40 MileRate: 1:58.40 LeadTime: 0.00s First Qtr: 29.60s Second Qtr: 31.30s Third Qtr: 29.10s Fourth Qtr: 28.40s

DATA TABLE: 800 / 400 Posi's are position from leader and (how wide the horse was at that position)

NoHorse	Plc	Mar	800 Posi	400 Posi	Time	3rd Qtr	4th Qt
7 Tonys Dream	1	0.0m	21.3m (1)	7.8m (2)	1:58.40	28.12s	27.84s
2 Addocar	2	0.3m	5.0m (0)	4.2m (0)	1:58.42	29.04s	28.12s
5 Miki Be Free	3	4.8m	0.0m (0)	0.0m (0)	1:58.76	29.10s	28.76s
3 Ronnys Watching	4	10.7m	7.5m (1)	6.2m (1)	1:59.20	29.00s	28.76s
4 American Breeze	5	12.7m	13.8m (0)	12.3m (0)	1:59.35	28.98s	28.47s
8 Miki Lee	6	13.3m	18.8m (0)	16.8m (0)	1:59.39	28.94s	28.19s
10 Reckless Convict	7	16.6m	11.9m (1)	10.6m (1)	1:59.64	29.00s	28.88s
1 Miss Adonis	8	17.4m	9.4m (0)	8.4m (0)	1:59.70	29.02s	29.10s
6 Tokoloshe	9	20.3m	3.1m (1)	2.2m (1)	1:59.91	29.04s	29.75s
9 Francos Delight	10	30.7m	17.2m (1)	3.9m (2)	2:00.69	28.14s	30.41s

Finish Position and metres gained

First Arrow shows distance gain/loss from 2nd Qtr to 3rd Qtr,
Second Arrow shows distance gain/loss from 3rd Qtr to Finish
Blue arrow indicates best gain in these quarters.



Newcastle Race 9 Distance 2030m

Friday, 25 April 2025

Gross Time: 2:28.50

MileRate: 1:57.70

LeadTime: 30.90s

First Qtr: 30.60s

Second Qtr: 29.70s

Third Qtr: 28.10s



Fourth Qtr: 29.20s

DATA TABLE: 800 / 400 Posi's are position from leader and (how wide the horse was at that position)

NoHorse	Plc	Mar	800 Posi	400 Posi	Time	3rd Qtr	4th Qt
2 Johnny Dee	1	0.0m	5.7m (0)	6.2m (0)	2:28.50	28.14s	28.76s
4 Ultimate Rhapsody	2	1.2m	0.0m (0)	0.0m (0)	2:28.59	28.10s	29.29s
3 Grosestar	3	6.7m	6.6m (1)	5.1m (2)	2:29.01	28.00s	29.35s
10 Double Said	4	7.2m	10.6m (1)	5.6m (3)	2:29.05	27.76s	29.35s
9 Ire Of The Dragon	5	7.9m	14.9m (1)	9.8m (2)	2:29.11	27.76s	29.11s
1 Wallaroy Boy	6	10.3m	10.3m (0)	9.0m (1)	2:29.29	28.02s	29.35s
8 Eiffel From Heaven	7	10.6m	14.9m (0)	12.9m (0)	2:29.31	27.98s	29.09s
5 Kissmelvis	8	14.8m	2.6m (1)	2.8m (1)	2:29.63	28.12s	30.13s
6 Audace	9	52.7m	20.1m (0)	21.4m (0)	2:32.54	28.22s	31.72s

Finish Position and metres gained

First Arrow shows distance gain/loss from 2nd Qtr to 3rd Qtr,
Second Arrow shows distance gain/loss from 3rd Qtr to Finish
Blue arrow indicates best gain in these quarters.



800

Visual positions in race at 2nd Quarter



400

Visual positions in race at 3rd Quarter



Powered by



Harness Analyser

Sectional Analysis Software

Not just form | Free Trial

www.facebook.com/PJHarnessRacing



RISE Digital, Harness Racing Australia nor the provider accepts any responsibility for the completeness or accuracy of any of the information contained herein, and makes no representations about its suitability for any particular purpose. Users should make their own judgements about those matters and/or seek independent advice. You assume all risks associated with use of data provided on this page