

# Penrith Race 1 Distance 2125m

Thursday, 24 April 2025


Gross Time: 2:36.60 MileRate: 1:58.60 LeadTime: 38.20s First Qtr: 29.20s Second Qtr: 29.00s Third Qtr: 29.60s Fourth Qtr: 30.60s

DATA TABLE: 800 / 400 Posi's are position from leader and (how wide the horse was at that position)

No	Horse	Plc	Mar	800 Posi	400 Posi	Time	3rd Qtr	4th Qt
8	Mizzz Adele	1	0.0m	0.2m (0)	0.0m (0)	2:36.60	29.59s	30.60s
9	Stellina	2	1.6m	12.6m (1)	16.2m (2)	2:36.73	29.89s	29.49s
1	Fiftyshades Cresco	3	2.3m	7.8m (0)	9.6m (0)	2:36.78	29.74s	30.04s
3	Lani Kai Beach	4	6.8m	8.4m (1)	10.8m (2)	2:37.14	29.78s	30.30s
4	Loyola Golf	5	10.9m	4.2m (0)	5.6m (0)	2:37.47	29.70s	31.00s
2	Rum Delight	6	11.9m	11.8m (0)	14.0m (0)	2:37.55	29.77s	30.44s
6	Diletto	7	13.7m	16.2m (0)	16.6m (1)	2:37.70	29.63s	30.38s
10	Rocksie Rock	8	16.7m	4.4m (1)	11.4m (1)	2:37.94	30.12s	31.00s
5	Lynnsanity	9	18.3m	17.0m (1)	21.4m (2)	2:38.07	29.93s	30.36s
7	Grey Cadillac	10	18.7m	0.0m (1)	7.2m (1)	2:38.10	30.12s	31.47s

## Finish Position and metres gained

First Arrow shows distance gain/loss from 2nd Qtr to 3rd Qtr, Second Arrow shows distance gain/loss from 3rd Qtr to Finish  
Blue arrow indicates best gain in these quarters.



800

Visual positions in race at 2nd Quarter



400

Visual positions in race at 3rd Quarter



Powered by



Harness Analyser

Sectional Analysis Software

Not just form | Free Trial

[www.facebook.com/PJHarnessRacing](http://www.facebook.com/PJHarnessRacing)



RISE Digital, Harness Racing Australia nor the provider accepts any responsibility for the completeness or accuracy of any of the information contained herein, and makes no representations about its suitability for any particular purpose. Users should make their own judgements about those matters and/or seek independent advice. You assume all risks associated with use of data provided on this page

# Penrith Race 2 Distance 2125m

Thursday, 24 April 2025


Gross Time: 2:37.80 MileRate: 1:59.50 LeadTime: 36.90s First Qtr: 30.60s Second Qtr: 30.70s Third Qtr: 29.50s Fourth Qtr: 30.10s

DATA TABLE: 800 / 400 Posi's are position from leader and (how wide the horse was at that position)

No	Horse	Plc	Mar	800 Posi	400 Posi	Time	3rd Qtr	4th Qt
7	Harleequin	1	0.0m	8.6m (0)	8.8m (0)	2:37.80	29.52s	29.44s
4	Lookin Good Margie	2	6.1m	5.2m (1)	3.6m (2)	2:38.28	29.38s	30.29s
10	Lockitineddy	3	6.5m	17.2m (1)	12.2m (2)	2:38.31	29.13s	29.67s
6	Tristar For Chris	4	6.8m	15.8m (0)	17.6m (0)	2:38.34	29.64s	29.29s
8	Longtan Viper	5	7.4m	13.2m (1)	8.0m (2)	2:38.38	29.12s	30.06s
3	Tommys Luck	6	8.2m	0.0m (0)	0.0m (0)	2:38.45	29.49s	30.71s
2	Ima Shinkansen	7	11.5m	8.8m (1)	8.4m (1)	2:38.71	29.47s	30.33s
1	Sunshine Karamea	8	13.0m	4.2m (0)	4.4m (0)	2:38.82	29.51s	30.74s
5	Dynamites Best	9	17.3m	21.4m (1)	13.0m (1)	2:39.16	28.87s	30.42s
9	Kasbah	10	34.4m	1.4m (1)	3.6m (1)	2:40.51	29.64s	32.40s

## Finish Position and metres gained

First Arrow shows distance gain/loss from 2nd Qtr to 3rd Qtr,  
Second Arrow shows distance gain/loss from 3rd Qtr to Finish  
Blue arrow indicates best gain in these quarters.



800

Visual positions in race at 2nd Quarter



400

Visual positions in race at 3rd Quarter

# Penrith Race 3 Distance 1720m

Thursday, 24 April 2025

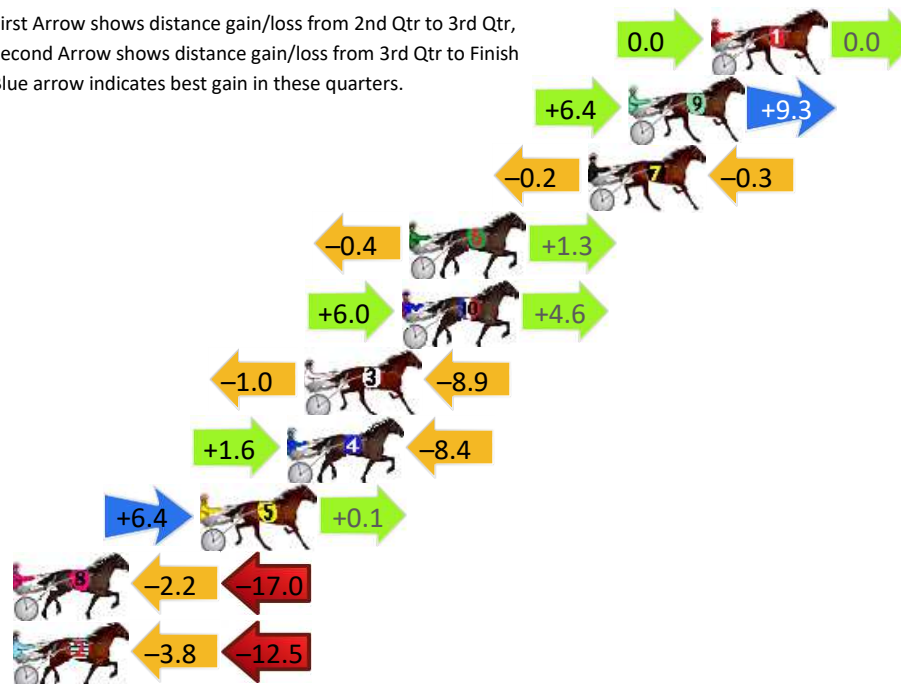
Gross Time: 2:03.50 MileRate: 1:55.50 LeadTime: 7.60s First Qtr: 29.30s Second Qtr: 28.60s Third Qtr: 28.60s Fourth Qtr: 29.40s

DATA TABLE: 800 / 400 Posi's are position from leader and (how wide the horse was at that position)

No	Horse	Plc	Mar	800 Posi	400 Posi	Time	3rd Qtr	4th Qt
1	Protagonist	1	0.0m	0.0m (0)	0.0m (0)	2:03.50	28.60s	29.40s
9	Bandit Eyes	2	3.3m	19.0m (1)	12.6m (2)	2:03.75	28.15s	28.72s
7	Goodtime Bravo	3	4.9m	4.4m (0)	4.6m (0)	2:03.88	28.61s	29.42s
6	Polka Delight	4	12.1m	13.0m (0)	13.4m (1)	2:04.43	28.63s	29.30s
10	Ripstone Snorter	5	12.4m	23.0m (1)	17.0m (2)	2:04.46	28.17s	29.06s
3	Bolero	6	16.3m	6.4m (1)	7.4m (1)	2:04.76	28.66s	30.05s
4	Kates Virtue	7	17.0m	10.2m (1)	8.6m (2)	2:04.81	28.48s	30.01s
5	Silent Reaction	8	20.5m	27.0m (1)	20.6m (0)	2:05.08	28.14s	29.39s
8	Just Home Grown	9	28.2m	9.0m (0)	11.2m (0)	2:05.67	28.74s	30.64s
2	Sir Knight	10	30.9m	14.6m (1)	18.4m (1)	2:05.88	28.86s	30.31s

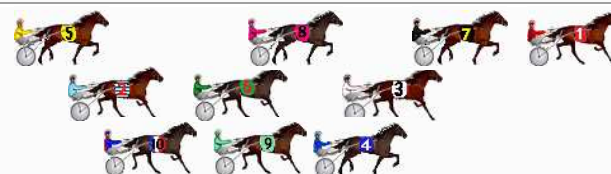
## Finish Position and metres gained

First Arrow shows distance gain/loss from 2nd Qtr to 3rd Qtr, Second Arrow shows distance gain/loss from 3rd Qtr to Finish Blue arrow indicates best gain in these quarters.



Visual positions in race at 2nd Quarter

800



Visual positions in race at 3rd Quarter

400



Powered by



Harness Analyser

Sectional Analysis Software

Not just form | Free Trial

[www.facebook.com/PJHarnessRacing](http://www.facebook.com/PJHarnessRacing)



RISE Digital, Harness Racing Australia nor the provider accepts any responsibility for the completeness or accuracy of any of the information contained herein, and makes no representations about its suitability for any particular purpose. Users should make their own judgements about those matters and/or seek independent advice. You assume all risks associated with use of data provided on this page

# Penrith Race 4 Distance 1720m

Thursday, 24 April 2025



Gross Time: 2:03.00 MileRate: 1:55.10 LeadTime: 7.40s First Qtr: 28.30s Second Qtr: 30.50s Third Qtr: 28.80s Fourth Qtr: 28.00s

DATA TABLE: 800 / 400 Posi's are position from leader and (how wide the horse was at that position)

No	Horse	Plc	Mar	800 Posi	400 Posi	Time	3rd Qtr	4th Qt
4	Alta Sierra	1	0.0m	0.0m (0)	0.0m (0)	2:03.00	28.80s	28.00s
1	Bettine	2	4.2m	4.2m (0)	4.6m (0)	2:03.31	28.83s	27.97s
8	Aureus	3	6.8m	8.2m (0)	9.0m (0)	2:03.50	28.85s	27.85s
5	American Werewolf	4	11.0m	6.0m (1)	8.0m (1)	2:03.81	28.94s	28.21s
10	Boyzhavtime	5	12.5m	14.6m (1)	16.2m (2)	2:03.92	28.91s	27.74s
3	Rays Redemption	6	13.5m	2.0m (1)	3.6m (1)	2:03.99	28.92s	28.69s
6	Hot Cruise Control	7	19.9m	18.8m (1)	20.8m (2)	2:04.46	28.94s	27.94s
7	Notsokool	8	21.6m	12.4m (0)	13.6m (0)	2:04.59	28.89s	28.56s
9	Desiderio	9	24.2m	10.2m (1)	13.0m (1)	2:04.78	29.01s	28.78s

## Finish Position and metres gained

First Arrow shows distance gain/loss from 2nd Qtr to 3rd Qtr,  
Second Arrow shows distance gain/loss from 3rd Qtr to Finish  
Blue arrow indicates best gain in these quarters.



800

Visual positions in race at 2nd Quarter



400

Visual positions in race at 3rd Quarter



Powered by



Harness Analyser

Sectional Analysis Software

Not just form | Free Trial

[www.facebook.com/PJHarnessRacing](http://www.facebook.com/PJHarnessRacing)



RISE Digital, Harness Racing Australia nor the provider accepts any responsibility for the completeness or accuracy of any of the information contained herein, and makes no representations about its suitability for any particular purpose. Users should make their own judgements about those matters and/or seek independent advice. You assume all risks associated with use of data provided on this page



# Penrith Race 5 Distance 2125m

Thursday, 24 April 2025

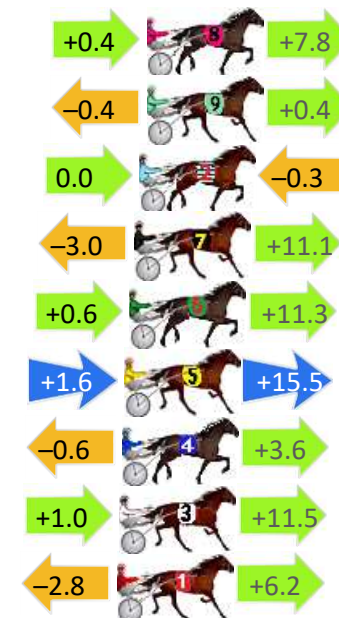
Gross Time: 2:36.20 MileRate: 1:58.30 LeadTime: 38.60s First Qtr: 29.70s Second Qtr: 29.70s Third Qtr: 28.50s Fourth Qtr: 29.70s

DATA TABLE: 800 / 400 Posi's are position from leader and (how wide the horse was at that position)

No	Horse	Plc	Mar	800 Posi	400 Posi	Time	3rd Qtr	4th Qt
8	Prince Of Peace	1	0.0m	8.2m (1)	7.8m (2)	2:36.20	28.48s	29.12s
9	Ourtreachorous Reign	2	0.0m	0.0m (1)	0.4m (1)	2:36.20	28.53s	29.67s
2	Cover Girl	3	0.3m	0.0m (0)	0.0m (0)	2:36.22	28.50s	29.72s
7	Ima Queen Bee	4	0.5m	8.6m (0)	11.6m (0)	2:36.24	28.73s	28.88s
6	Dan Fernando	5	0.7m	12.6m (0)	12.0m (1)	2:36.25	28.47s	28.87s
5	Radiant Amber	6	0.9m	18.0m (0)	16.4m (1)	2:36.27	28.41s	28.56s
4	Barnstormer	7	1.0m	4.0m (1)	4.6m (1)	2:36.28	28.55s	29.43s
3	Til Heavens Rockn	8	1.1m	13.6m (1)	12.6m (2)	2:36.29	28.44s	28.85s
1	Constantina	9	1.2m	4.6m (0)	7.4m (0)	2:36.29	28.71s	29.24s

## Finish Position and metres gained

First Arrow shows distance gain/loss from 2nd Qtr to 3rd Qtr,  
Second Arrow shows distance gain/loss from 3rd Qtr to Finish  
Blue arrow indicates best gain in these quarters.



800

Visual positions in race at 2nd Quarter



400

Visual positions in race at 3rd Quarter



Powered by



Harness Analyser

Sectional Analysis Software

Not just form | Free Trial

[www.facebook.com/PJHarnessRacing](http://www.facebook.com/PJHarnessRacing)



RISE Digital, Harness Racing Australia nor the provider accepts any responsibility for the completeness or accuracy of any of the information contained herein, and makes no representations about its suitability for any particular purpose. Users should make their own judgements about those matters and/or seek independent advice. You assume all risks associated with use of data provided on this page

# Penrith Race 6 Distance 2125m

Thursday, 24 April 2025

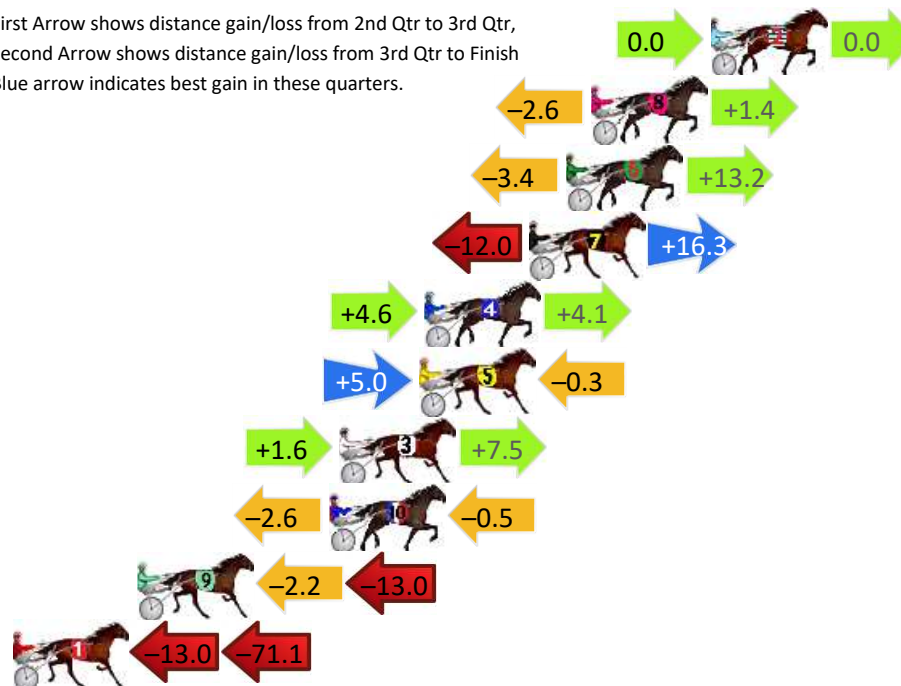
Gross Time: 2:36.00 MileRate: 1:58.10 LeadTime: 37.80s First Qtr: 30.30s Second Qtr: 28.50s Third Qtr: 29.30s Fourth Qtr: 30.10s

DATA TABLE: 800 / 400 Posi's are position from leader and (how wide the horse was at that position)

NoHorse	Plc	Mar	800 Posi	400 Posi	Time	3rd Qtr	4th Qt
2 Heavenly Reason	1	0.0m	0.0m (0)	0.0m (0)	2:36.00	29.30s	30.10s
8 Colin Bromac	2	4.8m	3.6m (1)	6.2m (0)	2:36.38	29.49s	30.00s
6 Memphis Fury	3	5.8m	15.6m (0)	19.0m (1)	2:36.46	29.56s	29.11s
7 Bara Riley	4	7.3m	11.6m (0)	23.6m (1)	2:36.58	30.20s	28.88s
4 Weareallalone	5	11.5m	20.2m (1)	15.6m (2)	2:36.91	28.96s	29.79s
5 Nitro Danny	6	11.7m	16.4m (1)	11.4m (2)	2:36.92	28.93s	30.12s
3 Mister Jones	7	14.9m	24.0m (1)	22.4m (2)	2:37.17	29.19s	29.54s
10 Okay Gringo	8	15.3m	12.2m (1)	14.8m (1)	2:37.21	29.49s	30.14s
9 Sparkla	9	23.0m	7.8m (1)	10.0m (1)	2:37.81	29.45s	31.07s
1 Knockout Tyson	10	91.3m	7.2m (0)	20.2m (0)	2:43.20	30.19s	35.42s

## Finish Position and metres gained

First Arrow shows distance gain/loss from 2nd Qtr to 3rd Qtr,  
Second Arrow shows distance gain/loss from 3rd Qtr to Finish  
Blue arrow indicates best gain in these quarters.



800

Visual positions in race at 2nd Quarter



400

Visual positions in race at 3rd Quarter



Powered by



Harness Analyser

Sectional Analysis Software

Not just form | Free Trial

[www.facebook.com/PJHarnessRacing](http://www.facebook.com/PJHarnessRacing)



RISE Digital, Harness Racing Australia nor the provider accepts any responsibility for the completeness or accuracy of any of the information contained herein, and makes no representations about its suitability for any particular purpose. Users should make their own judgements about those matters and/or seek independent advice. You assume all risks associated with use of data provided on this page

# Penrith Race 7 Distance 1720m

Thursday, 24 April 2025

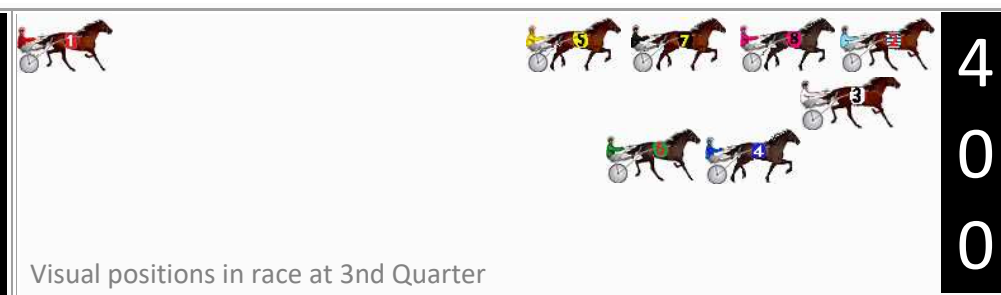

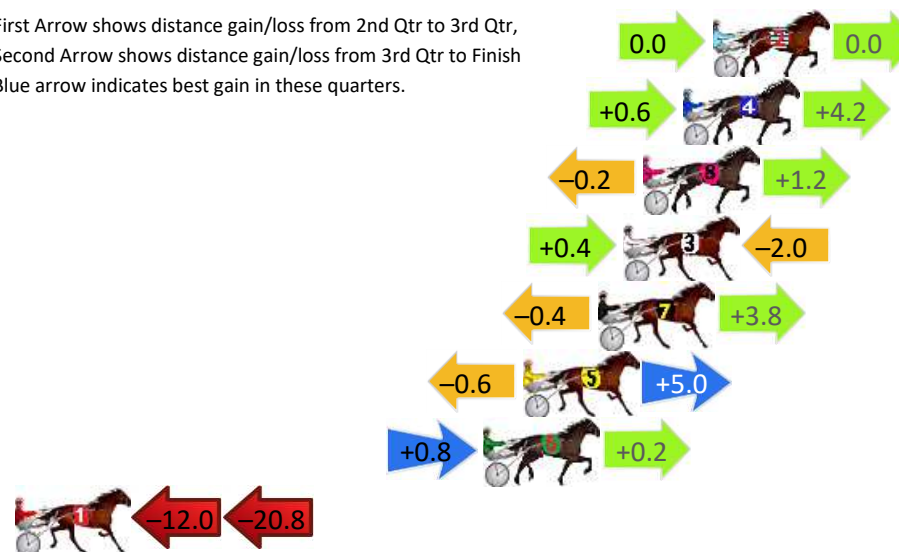
Gross Time: 2:07.30 MileRate: 1:59.10 LeadTime: 7.60s First Qtr: 31.10s Second Qtr: 31.20s Third Qtr: 29.20s Fourth Qtr: 28.20s

DATA TABLE: 800 / 400 Posi's are position from leader and (how wide the horse was at that position)

No	Horse	Plc	Mar	800 Posi	400 Posi	Time	3rd Qtr	4th Qt
2	Melfield Soryt	1	0.0m	0.0m (0)	0.0m (0)	2:07.30	29.20s	28.20s
4	Freedom Art	2	1.2m	6.0m (1)	5.4m (2)	2:07.39	29.15s	27.91s
8	Charlies Ace	3	2.8m	3.8m (0)	4.0m (0)	2:07.51	29.21s	28.12s
3	Salero	4	3.6m	2.0m (1)	1.6m (1)	2:07.57	29.17s	28.34s
7	Playful Miss	5	4.6m	8.0m (0)	8.4m (0)	2:07.64	29.22s	27.93s
5	The Best Of You	6	7.6m	12.0m (0)	12.6m (0)	2:07.86	29.24s	27.85s
6	Betting Star	7	9.2m	10.2m (1)	9.4m (2)	2:07.98	29.14s	28.19s
1	Honolulu Princess	8	70.8m	38.0m (0)	50.0m (0)	2:12.55	30.08s	29.66s

## Finish Position and metres gained

First Arrow shows distance gain/loss from 2nd Qtr to 3rd Qtr,  
Second Arrow shows distance gain/loss from 3rd Qtr to Finish  
Blue arrow indicates best gain in these quarters.



# Penrith Race 8 Distance 2125m

Thursday, 24 April 2025

Gross Time: 2:39.20 MileRate: 2:00.60 LeadTime: 38.30s First Qtr: 30.30s Second Qtr: 30.20s Third Qtr: 29.40s Fourth Qtr: 31.00s

DATA TABLE: 800 / 400 Posi's are position from leader and (how wide the horse was at that position)

NoHorse	Plc	Mar	800 Posi	400 Posi	Time	3rd Qtr	4th Qt
5 Tiger Eupheme	1	0.0m	7.2m (1)	1.4m (1)	2:39.20	28.97s	30.89s
9 Hellovatime	2	0.1m	11.2m (1)	11.4m (2)	2:39.21	29.44s	30.13s
2 Blisses Best	3	1.0m	0.0m (0)	0.0m (0)	2:39.28	29.40s	31.08s
1 Go Tess Go	4	1.2m	3.8m (0)	4.4m (0)	2:39.30	29.45s	30.75s
7 Roses Are Best	5	4.5m	11.8m (0)	14.6m (1)	2:39.56	29.63s	30.22s
6 Betting On Courage	6	6.2m	15.6m (1)	16.4m (3)	2:39.70	29.48s	30.21s
4 Im No Gift	7	11.4m	8.0m (0)	11.6m (0)	2:40.12	29.67s	30.98s
3 Kingston Rainbow	8	35.3m	3.2m (1)	10.8m (1)	2:42.06	29.92s	32.89s
10 Arma The Great	9	64.0m	16.0m (0)	17.8m (2)	2:44.39	29.44s	34.56s
8 Two Saints	10	390.5m	240.0m (0)	300.0m (0)	3:10.86	33.72s	37.97s

## Finish Position and metres gained

First Arrow shows distance gain/loss from 2nd Qtr to 3rd Qtr, Second Arrow shows distance gain/loss from 3rd Qtr to Finish Blue arrow indicates best gain in these quarters.

