

Menangle Race 1 Distance 1609m

Saturday, 26 April 2025


Gross Time: 1:51.40 MileRate: 1:51.40 LeadTime: 0.00s First Qtr: 27.00s Second Qtr: 29.00s Third Qtr: 28.60s Fourth Qtr: 26.80s

DATA TABLE: 800 / 400 Posi's are position from leader and (how wide the horse was at that position)

No	Horse	Plc	Mar	800 Posi	400 Posi	Time	3rd Qtr	4th Qt
1	Franco Tyson	1	0.0m	12.0m (0)	12.2m (0)	1:51.40	28.59s	25.99s
7	Quiet Storm	2	1.6m	4.0m (0)	4.0m (1)	1:51.51	28.59s	26.64s
6	Has The Courage	3	5.1m	8.0m (0)	8.0m (0)	1:51.76	28.59s	26.61s
5	King Tintin	4	7.0m	19.8m (1)	4.4m (2)	1:51.89	27.55s	26.97s
2	Ideal Marquess	5	11.9m	16.0m (0)	16.2m (0)	1:52.24	28.60s	26.51s
8	Seve	6	13.7m	0.0m (0)	0.0m (0)	1:52.37	28.63s	27.71s
3	American Hammer	7	13.8m	23.8m (0)	13.0m (2)	1:52.37	27.86s	26.85s
10	Jalaneel	8	14.3m	24.0m (1)	8.4m (2)	1:52.41	27.54s	27.19s
4	Scared Stiff	9	16.5m	20.2m (0)	17.2m (2)	1:52.57	28.39s	26.75s

Finish Position and metres gained

First Arrow shows distance gain/loss from 2nd Qtr to 3rd Qtr,
Second Arrow shows distance gain/loss from 3rd Qtr to Finish
Blue arrow indicates best gain in these quarters.



800

Visual positions in race at 2nd Quarter



400

Visual positions in race at 3rd Quarter



Powered by



Harness Analyser

Sectional Analysis Software

Not just form | Free Trial

www.facebook.com/PJHarnessRacing



RISE Digital, Harness Racing Australia nor the provider accepts any responsibility for the completeness or accuracy of any of the information contained herein, and makes no representations about its suitability for any particular purpose. Users should make their own judgements about those matters and/or seek independent advice. You assume all risks associated with use of data provided on this page

Menangle Race 2 Distance 2300m

Saturday, 26 April 2025

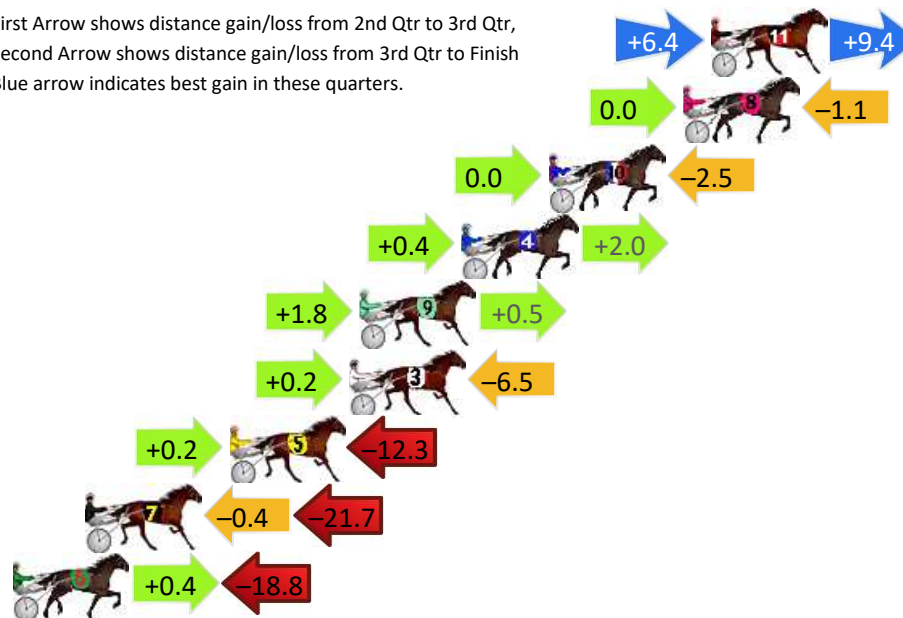
Gross Time: 2:43.60 MileRate: 1:54.50 LeadTime: 49.60s First Qtr: 30.60s Second Qtr: 28.60s Third Qtr: 27.70s Fourth Qtr: 27.10s

DATA TABLE: 800 / 400 Posi's are position from leader and (how wide the horse was at that position)

No	Horse	Plc	Mar	800 Posi	400 Posi	Time	3rd Qtr	4th Qt
11	Fighter Command	1	0.0m	15.8m (1)	9.4m (3)	2:43.60	27.26s	26.47s
8	Chevron Art	2	1.1m	0.0m (0)	0.0m (0)	2:43.68	27.70s	27.17s
10	Ryans Gangster	3	6.5m	4.0m (0)	4.0m (0)	2:44.06	27.70s	27.27s
4	Dom Toretto	4	10.0m	12.4m (0)	12.0m (0)	2:44.31	27.67s	26.97s
9	Sheffield Sparky	5	14.1m	16.4m (0)	14.6m (3)	2:44.61	27.58s	27.07s
3	Double Fear	6	14.5m	8.2m (0)	8.0m (0)	2:44.63	27.69s	27.54s
5	Argggghh	7	19.3m	7.2m (1)	7.0m (2)	2:44.98	27.70s	27.93s
7	Boom	8	25.1m	3.0m (1)	3.4m (1)	2:45.39	27.74s	28.56s
6	Caulonia Courage	9	29.8m	11.4m (1)	11.0m (2)	2:45.73	27.69s	28.37s

Finish Position and metres gained

First Arrow shows distance gain/loss from 2nd Qtr to 3rd Qtr,
Second Arrow shows distance gain/loss from 3rd Qtr to Finish
Blue arrow indicates best gain in these quarters.



800

Visual positions in race at 2nd Quarter



400

Visual positions in race at 3rd Quarter



Powered by



Harness Analyser

Sectional Analysis Software

Not just form | Free Trial

www.facebook.com/PJHarnessRacing



RISE Digital, Harness Racing Australia nor the provider accepts any responsibility for the completeness or accuracy of any of the information contained herein, and makes no representations about its suitability for any particular purpose. Users should make their own judgements about those matters and/or seek independent advice. You assume all risks associated with use of data provided on this page

Menangle Race 3 Distance 2300m

Saturday, 26 April 2025


Gross Time: 2:43.70 MileRate: 1:54.60 LeadTime: 48.80s First Qtr: 30.50s Second Qtr: 29.50s Third Qtr: 27.40s Fourth Qtr: 27.50s

DATA TABLE: 800 / 400 Posi's are position from leader and (how wide the horse was at that position)

No	Horse	Plc	Mar	800 Posi	400 Posi	Time	3rd Qtr	4th Qt
11	Ravishing Sloy	1	0.0m	0.0m (0)	0.0m (0)	2:43.70	27.40s	27.50s
9	Stormtide	2	1.8m	4.0m (0)	4.2m (0)	2:43.83	27.41s	27.34s
5	The Metal Flyer	3	13.5m	8.2m (0)	10.4m (0)	2:44.68	27.55s	27.71s
6	John McLean	4	17.8m	11.8m (1)	15.6m (3)	2:44.99	27.66s	27.65s
2	Montefiore	5	18.0m	7.6m (1)	12.4m (2)	2:45.00	27.73s	27.88s
8	Promising	6	18.3m	16.2m (1)	19.8m (3)	2:45.02	27.65s	27.40s
1	Major Statement	7	19.9m	3.4m (1)	8.6m (1)	2:45.14	27.75s	28.27s
3	Carbineer	8	21.0m	12.6m (0)	16.4m (0)	2:45.22	27.66s	27.81s
7	Rocktagonal	9	30.7m	17.0m (0)	21.6m (0)	2:45.92	27.71s	28.12s

Finish Position and metres gained

First Arrow shows distance gain/loss from 2nd Qtr to 3rd Qtr,
Second Arrow shows distance gain/loss from 3rd Qtr to Finish
Blue arrow indicates best gain in these quarters.



800

Visual positions in race at 2nd Quarter



400

Visual positions in race at 3rd Quarter



Powered by



Harness Analyser

Sectional Analysis Software

Not just form | Free Trial

www.facebook.com/PJHarnessRacing



RISE Digital, Harness Racing Australia nor the provider accepts any responsibility for the completeness or accuracy of any of the information contained herein, and makes no representations about its suitability for any particular purpose. Users should make their own judgements about those matters and/or seek independent advice. You assume all risks associated with use of data provided on this page

Menangle Race 4 Distance 1609m

Saturday, 26 April 2025


Gross Time: 1:52.50 MileRate: 1:52.50 LeadTime: 0.00s First Qtr: 26.10s Second Qtr: 30.00s Third Qtr: 29.40s Fourth Qtr: 27.00s

DATA TABLE: 800 / 400 Posi's are position from leader and (how wide the horse was at that position)

NoHorse	Plc	Mar	800 Posi	400 Posi	Time	3rd Qtr	4th Qt
7 Bushy Beach	1	0.0m	0.0m (0)	0.0m (0)	1:52.50	29.40s	27.00s
9 Our George Boston	2	6.6m	8.2m (1)	9.0m (2)	1:52.97	29.45s	26.84s
11 Fast Tracker	3	6.9m	13.0m (0)	12.6m (1)	1:52.99	29.35s	26.62s
10 Happy Reg	4	11.4m	3.2m (2)	0.6m (1)	1:53.31	29.25s	27.72s
8 Grosso Naso	5	13.0m	4.2m (1)	5.0m (1)	1:53.42	29.48s	27.54s
4 Whilemena Rita	6	17.3m	17.0m (1)	12.6m (3)	1:53.73	29.11s	27.32s
3 Road To Recovery	7	18.0m	12.2m (1)	14.0m (2)	1:53.78	29.54s	27.27s
6 Where Back	8	18.9m	4.4m (0)	4.2m (0)	1:53.84	29.43s	27.99s
2 Know The Score	9	23.7m	8.6m (0)	8.6m (0)	1:54.19	29.45s	28.01s
12 The Talk	10	24.5m	17.2m (0)	17.6m (1)	1:54.24	29.45s	27.46s

Finish Position and metres gained

First Arrow shows distance gain/loss from 2nd Qtr to 3rd Qtr,
Second Arrow shows distance gain/loss from 3rd Qtr to Finish
Blue arrow indicates best gain in these quarters.



800

Visual positions in race at 2nd Quarter



400

Visual positions in race at 3rd Quarter



Powered by



Harness Analyser

Sectional Analysis Software

Not just form | Free Trial

www.facebook.com/PJHarnessRacing



RISE Digital, Harness Racing Australia nor the provider accepts any responsibility for the completeness or accuracy of any of the information contained herein, and makes no representations about its suitability for any particular purpose. Users should make their own judgements about those matters and/or seek independent advice. You assume all risks associated with use of data provided on this page

Menangle Race 5 Distance 1609m

Saturday, 26 April 2025

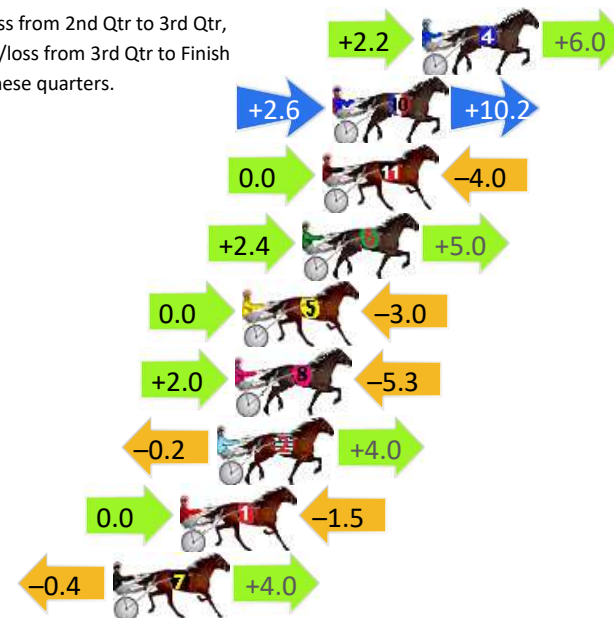
Gross Time: 1:51.00 MileRate: 1:51.00 LeadTime: 0.00s First Qtr: 26.70s Second Qtr: 29.00s Third Qtr: 28.20s Fourth Qtr: 27.20s

DATA TABLE: 800 / 400 Posi's are position from leader and (how wide the horse was at that position)

No	Horse	Plc	Mar	800 Posi	400 Posi	Time	3rd Qtr	4th Qt
4	Terry	1	0.0m	8.2m (1)	6.0m (1)	1:51.00	28.04s	26.79s
10	Petes Said So	2	3.6m	16.4m (1)	13.8m (2)	1:51.26	28.01s	26.51s
11	Max Delight	3	4.0m	0.0m (0)	0.0m (0)	1:51.29	28.20s	27.47s
6	Cya Art	4	4.8m	12.2m (1)	9.8m (2)	1:51.34	28.03s	26.86s
5	Royal Cruiser	5	7.2m	4.2m (0)	4.2m (0)	1:51.52	28.20s	27.40s
8	Kanena Provlina	6	7.5m	4.2m (1)	2.2m (1)	1:51.54	28.07s	27.56s
2	Unfazed	7	8.2m	12.0m (0)	12.2m (0)	1:51.59	28.21s	26.93s
1	One Big Shew	8	9.7m	8.2m (0)	8.2m (0)	1:51.69	28.20s	27.30s
7	Major Perry	9	12.4m	16.0m (0)	16.4m (0)	1:51.89	28.22s	26.93s

Finish Position and metres gained

First Arrow shows distance gain/loss from 2nd Qtr to 3rd Qtr,
Second Arrow shows distance gain/loss from 3rd Qtr to Finish
Blue arrow indicates best gain in these quarters.



800

Visual positions in race at 2nd Quarter



400

Visual positions in race at 3rd Quarter



Powered by



Harness Analyser

Sectional Analysis Software

Not just form | Free Trial

www.facebook.com/PJHarnessRacing



RISE Digital, Harness Racing Australia nor the provider accepts any responsibility for the completeness or accuracy of any of the information contained herein, and makes no representations about its suitability for any particular purpose. Users should make their own judgements about those matters and/or seek independent advice. You assume all risks associated with use of data provided on this page

Menangle Race 6 Distance 1609m

Saturday, 26 April 2025

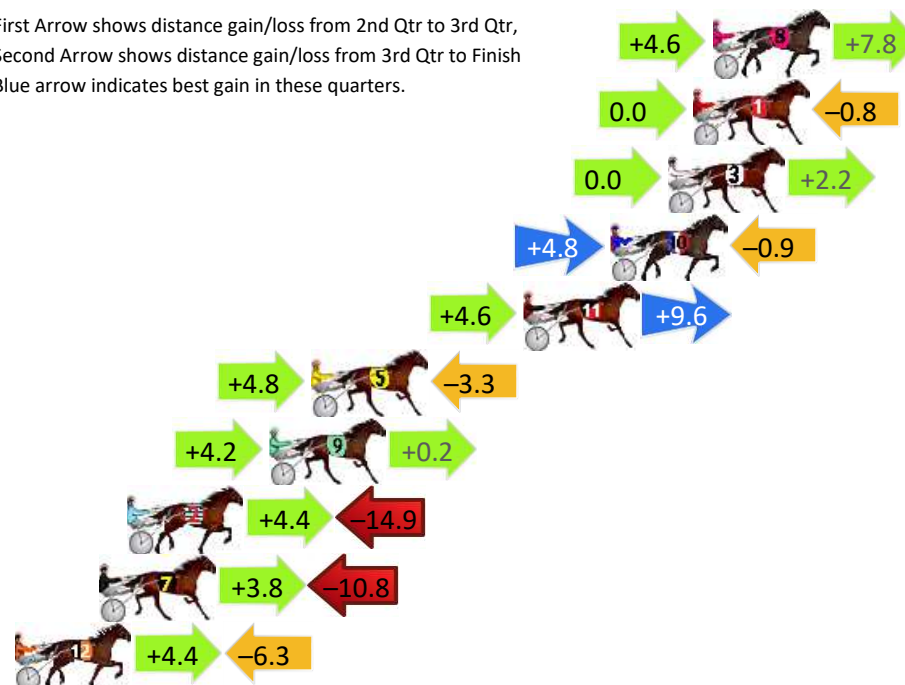
Gross Time: 1:50.50 MileRate: 1:50.50 LeadTime: 0.00s First Qtr: 26.90s Second Qtr: 29.20s Third Qtr: 27.40s Fourth Qtr: 27.00s

DATA TABLE: 800 / 400 Posi's are position from leader and (how wide the horse was at that position)

No	Horse	Plc	Mar	800 Posi	400 Posi	Time	3rd Qtr	4th Qt
8	Pandaia	1	0.0m	12.4m (0)	7.8m (1)	1:50.50	27.09s	26.48s
1	Steno	2	0.8m	0.0m (0)	0.0m (0)	1:50.56	27.40s	27.05s
3	Tay Tay	3	1.8m	4.0m (0)	4.0m (0)	1:50.63	27.40s	26.85s
10	Sweetnikkilou	4	4.1m	8.0m (1)	3.2m (1)	1:50.79	27.08s	27.06s
11	Rakero Rebel	5	7.6m	21.8m (1)	17.2m (3)	1:51.04	27.08s	26.36s
5	Maria Allegonda	6	16.1m	17.6m (0)	12.8m (0)	1:51.65	27.08s	27.22s
9	Joelita	7	17.8m	22.2m (0)	18.0m (0)	1:51.77	27.12s	26.99s
2	Look Like Diamonds	8	23.5m	13.0m (1)	8.6m (2)	1:52.17	27.11s	28.00s
7	Windy Hill Tara	9	24.6m	17.6m (1)	13.8m (2)	1:52.25	27.15s	27.72s
12	Lux Aeterna	10	28.1m	26.2m (1)	21.8m (2)	1:52.50	27.11s	27.42s


Finish Position and metres gained

First Arrow shows distance gain/loss from 2nd Qtr to 3rd Qtr,
Second Arrow shows distance gain/loss from 3rd Qtr to Finish
Blue arrow indicates best gain in these quarters.



800

Visual positions in race at 2nd Quarter



400

Visual positions in race at 3rd Quarter



Powered by



Harness Analyser

Sectional Analysis Software

Not just form | Free Trial

www.facebook.com/PJHarnessRacing



RISE Digital, Harness Racing Australia nor the provider accepts any responsibility for the completeness or accuracy of any of the information contained herein, and makes no representations about its suitability for any particular purpose. Users should make their own judgements about those matters and/or seek independent advice. You assume all risks associated with use of data provided on this page

Menangle Race 7 Distance 1609m

Saturday, 26 April 2025

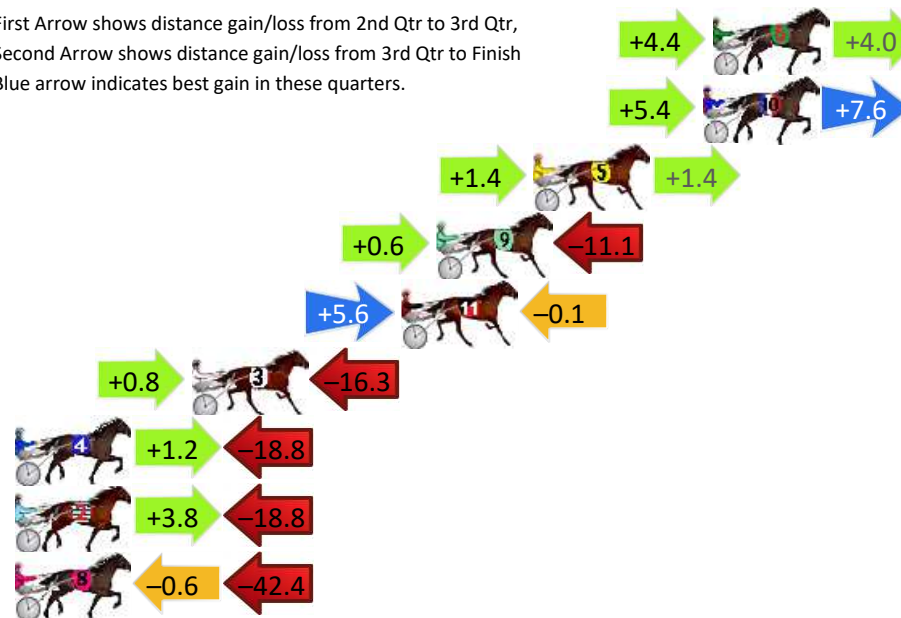
Gross Time: 1:51.50 MileRate: 1:51.50 LeadTime: 0.00s First Qtr: 26.00s Second Qtr: 27.70s Third Qtr: 29.00s Fourth Qtr: 28.80s

DATA TABLE: 800 / 400 Posi's are position from leader and (how wide the horse was at that position)

No	Horse	Plc	Mar	800 Posi	400 Posi	Time	3rd Qtr	4th Qt
6	Twilight Heaven	1	0.0m	8.4m (1)	4.0m (2)	1:51.50	28.68s	28.51s
10	Soho Americano	2	0.4m	13.4m (1)	8.0m (2)	1:51.53	28.61s	28.26s
5	Zenxena	3	7.2m	10.0m (0)	8.6m (0)	1:52.04	28.90s	28.70s
9	Boulevardofdreams	4	11.1m	0.6m (1)	0.0m (1)	1:52.34	28.96s	29.59s
11	Ideal In Dreams	5	12.5m	18.0m (1)	12.4m (2)	1:52.44	28.60s	28.81s
3	Houston Street	6	20.9m	5.4m (0)	4.6m (0)	1:53.08	28.95s	29.97s
4	Winona Writer	7	33.0m	15.4m (0)	14.2m (0)	1:53.99	28.92s	30.15s
2	Eyeknow	8	36.8m	21.8m (0)	18.0m (1)	1:54.28	28.73s	30.15s
8	Destiny Stride	9	43.0m	0.0m (0)	0.6m (0)	1:54.75	29.05s	31.84s

Finish Position and metres gained

First Arrow shows distance gain/loss from 2nd Qtr to 3rd Qtr,
Second Arrow shows distance gain/loss from 3rd Qtr to Finish
Blue arrow indicates best gain in these quarters.



Visual positions in race at 2nd Quarter



Visual positions in race at 3rd Quarter



Powered by



Harness Analyser

Sectional Analysis Software

Not just form | Free Trial

www.facebook.com/PJHarnessRacing



RISE Digital, Harness Racing Australia nor the provider accepts any responsibility for the completeness or accuracy of any of the information contained herein, and makes no representations about its suitability for any particular purpose. Users should make their own judgements about those matters and/or seek independent advice. You assume all risks associated with use of data provided on this page

Menangle Race 8 Distance 2300m

Saturday, 26 April 2025

Gross Time: 2:52.20

MileRate: 2:00.00

LeadTime: 52.80s

First Qtr: 30.30s

Second Qtr: 30.60s

Third Qtr: 29.10s



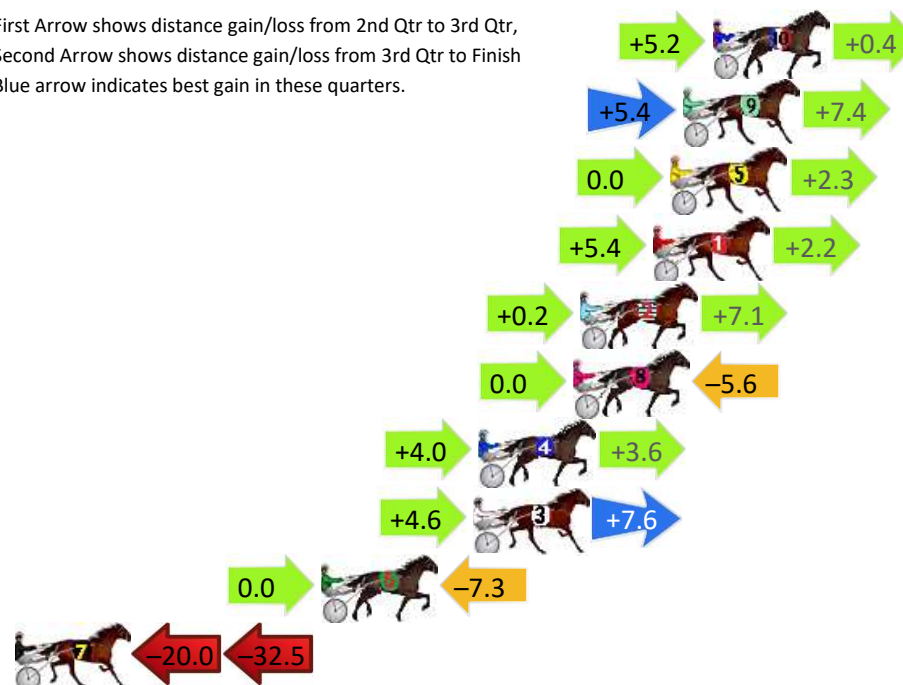
Fourth Qtr: 29.40s

DATA TABLE: 800 / 400 Posi's are position from leader and (how wide the horse was at that position)

No	Horse	Plc	Mar	800 Posi	400 Posi	Time	3rd Qtr	4th Qt
10	Hanover Da Moon	1	0.0m	5.6m (1)	0.4m (1)	2:52.20	28.72s	29.37s
9	Shes Ruby Roo	2	1.2m	14.0m (1)	8.6m (1)	2:52.29	28.71s	28.86s
5	Aldebaran Jensen	3	1.7m	4.0m (0)	4.0m (0)	2:52.33	29.10s	29.23s
1	Speedy Lover	4	2.4m	10.0m (1)	4.6m (1)	2:52.39	28.71s	29.24s
2	Courage Stride	5	5.3m	12.6m (0)	12.4m (0)	2:52.61	29.09s	28.88s
8	Sunny Gee	6	5.6m	0.0m (0)	0.0m (0)	2:52.63	29.10s	29.81s
4	Gee Cee Calder	7	9.4m	17.0m (0)	13.0m (1)	2:52.92	28.81s	29.14s
3	Dichotomy	8	9.6m	21.8m (0)	17.2m (1)	2:52.94	28.77s	28.84s
6	Valley Star	9	15.7m	8.4m (0)	8.4m (0)	2:53.41	29.10s	29.93s
7	Affaire De Cover	10	122.5m	70.0m (0)	90.0m (0)	3:01.64	30.54s	31.78s

Finish Position and metres gained

First Arrow shows distance gain/loss from 2nd Qtr to 3rd Qtr,
Second Arrow shows distance gain/loss from 3rd Qtr to Finish
Blue arrow indicates best gain in these quarters.



Menangle Race 9 Distance 1609m

Saturday, 26 April 2025

Gross Time: 1:53.00 MileRate: 1:53.00 LeadTime: 0.00s First Qtr: 28.00s Second Qtr: 30.00s Third Qtr: 28.10s Fourth Qtr: 26.90s

DATA TABLE: 800 / 400 Posi's are position from leader and (how wide the horse was at that position)

No	Horse	Plc	Mar	800 Posi	400 Posi	Time	3rd Qtr	4th Qt
8	Ooga Chaka	1	0.0m	7.2m (1)	4.2m (1)	1:53.00	27.89s	26.62s
2	Guilty Party	2	3.3m	8.6m (0)	8.2m (0)	1:53.23	28.07s	26.57s
10	Vinke B	3	4.2m	3.0m (1)	0.0m (1)	1:53.30	27.90s	27.18s
3	Cash And Bling	4	5.0m	11.2m (1)	8.2m (1)	1:53.35	27.89s	26.69s
4	Red Reactor	5	8.0m	15.2m (1)	12.4m (2)	1:53.57	27.90s	26.61s
6	Mr Teddy	6	8.2m	0.0m (0)	0.2m (0)	1:53.58	28.13s	27.43s
1	Luke John	7	10.4m	4.4m (0)	4.2m (0)	1:53.74	28.10s	27.31s
9	Jiliby Fabio	8	11.4m	17.0m (0)	16.2m (0)	1:53.81	28.04s	26.58s
5	Captain Blood	9	12.5m	12.8m (0)	12.2m (0)	1:53.89	28.06s	26.92s
7	Zambia	10	14.3m	19.2m (1)	16.4m (2)	1:54.01	27.91s	26.76s

Finish Position and metres gained

First Arrow shows distance gain/loss from 2nd Qtr to 3rd Qtr,
Second Arrow shows distance gain/loss from 3rd Qtr to Finish
Blue arrow indicates best gain in these quarters.



800

Visual positions in race at 2nd Quarter



400

Visual positions in race at 3rd Quarter



Powered by



Harness Analyser

Sectional Analysis Software

Not just form | Free Trial

www.facebook.com/PJHarnessRacing



RISE Digital, Harness Racing Australia nor the provider accepts any responsibility for the completeness or accuracy of any of the information contained herein, and makes no representations about its suitability for any particular purpose. Users should make their own judgements about those matters and/or seek independent advice. You assume all risks associated with use of data provided on this page