

Newcastle Race 1 Distance 1609m

Monday, 28 April 2025


Gross Time: 1:57.00 MileRate: 1:57.00 LeadTime: 0.00s First Qtr: 27.90s Second Qtr: 30.80s Third Qtr: 28.60s Fourth Qtr: 29.70s

DATA TABLE: 800 / 400 Posi's are position from leader and (how wide the horse was at that position)

No	Horse	Plc	Mar	800 Posi	400 Posi	Time	3rd Qtr	4th Qt
4	Fiftyshades Cresco	1	0.0m	11.5m (1)	10.8m (2)	1:57.00	28.56s	28.92s
3	Ire Of The Dragon	2	5.1m	3.1m (1)	0.0m (1)	1:57.40	28.38s	30.10s
6	Tafl Move	3	14.2m	23.9m (1)	17.9m (1)	1:58.11	28.20s	29.51s
5	Noworries	4	14.3m	16.0m (1)	14.6m (2)	1:58.11	28.52s	29.75s
10	Brexitt	5	15.4m	7.6m (1)	6.1m (1)	1:58.20	28.50s	30.46s
9	Hot Embers	6	19.2m	11.8m (0)	11.9m (1)	1:58.49	28.62s	30.33s
7	Hasler	7	19.4m	22.0m (0)	19.6m (0)	1:58.51	28.46s	29.79s
2	Artful Babe	8	20.5m	0.0m (0)	0.8m (0)	1:58.60	28.66s	31.24s
8	Robyn Taylor	9	22.4m	15.8m (0)	13.0m (0)	1:58.74	28.42s	30.50s
1	Carolsdiamond	10	27.3m	6.5m (0)	6.1m (0)	1:59.12	28.58s	31.38s

Finish Position and metres gained

First Arrow shows distance gain/loss from 2nd Qtr to 3rd Qtr,
Second Arrow shows distance gain/loss from 3rd Qtr to Finish
Blue arrow indicates best gain in these quarters.



800

Visual positions in race at 2nd Quarter



400

Visual positions in race at 3rd Quarter



Powered by



Harness Analyser

Sectional Analysis Software

Not just form | Free Trial

www.facebook.com/PJHarnessRacing



RISE Digital, Harness Racing Australia nor the provider accepts any responsibility for the completeness or accuracy of any of the information contained herein, and makes no representations about its suitability for any particular purpose. Users should make their own judgements about those matters and/or seek independent advice. You assume all risks associated with use of data provided on this page

Newcastle Race 2 Distance 1609m

Monday, 28 April 2025

Gross Time: 1:56.40 MileRate: 1:56.40 LeadTime: 0.00s First Qtr: 27.50s Second Qtr: 30.30s Third Qtr: 28.80s Fourth Qtr: 29.80s

DATA TABLE: 800 / 400 Posi's are position from leader and (how wide the horse was at that position)

No	Horse	Plc	Mar	800 Posi	400 Posi	Time	3rd Qtr	4th Qt
5	Bettor Be Lucky	1	0.0m	15.4m (1)	4.7m (2)	1:56.40	28.04s	29.46s
3	Notmuchuptop	2	0.0m	0.0m (0)	0.0m (0)	1:56.40	28.80s	29.80s
1	Yogi	3	2.8m	3.9m (0)	5.0m (0)	1:56.62	28.88s	29.66s
10	Our Art Christian	4	3.6m	8.9m (0)	8.5m (0)	1:56.68	28.78s	29.46s
9	Eyes Been Patient	5	8.7m	13.4m (0)	12.9m (0)	1:57.08	28.78s	29.54s
6	Macs Tomado	6	9.5m	1.4m (1)	3.0m (1)	1:57.14	28.92s	30.32s
4	Tasmans Delight	7	12.4m	7.0m (1)	8.5m (1)	1:57.37	28.92s	30.15s
7	Bundle Of Notes	8	13.7m	19.3m (1)	8.2m (2)	1:57.47	28.02s	30.27s
8	Gunfightersghost	9	15.7m	18.4m (0)	16.2m (2)	1:57.63	28.66s	29.85s
2	Wherestheboy	10	17.1m	10.6m (1)	12.4m (1)	1:57.74	28.94s	30.24s

Finish Position and metres gained

First Arrow shows distance gain/loss from 2nd Qtr to 3rd Qtr,
Second Arrow shows distance gain/loss from 3rd Qtr to Finish
Blue arrow indicates best gain in these quarters.



800

Visual positions in race at 2nd Quarter



400

Visual positions in race at 3rd Quarter



Powered by



Harness Analyser

Sectional Analysis Software

Not just form | Free Trial

www.facebook.com/PJHarnessRacing



RISE Digital, Harness Racing Australia nor the provider accepts any responsibility for the completeness or accuracy of any of the information contained herein, and makes no representations about its suitability for any particular purpose. Users should make their own judgements about those matters and/or seek independent advice. You assume all risks associated with use of data provided on this page

Newcastle Race 3 Distance 1609m

Monday, 28 April 2025

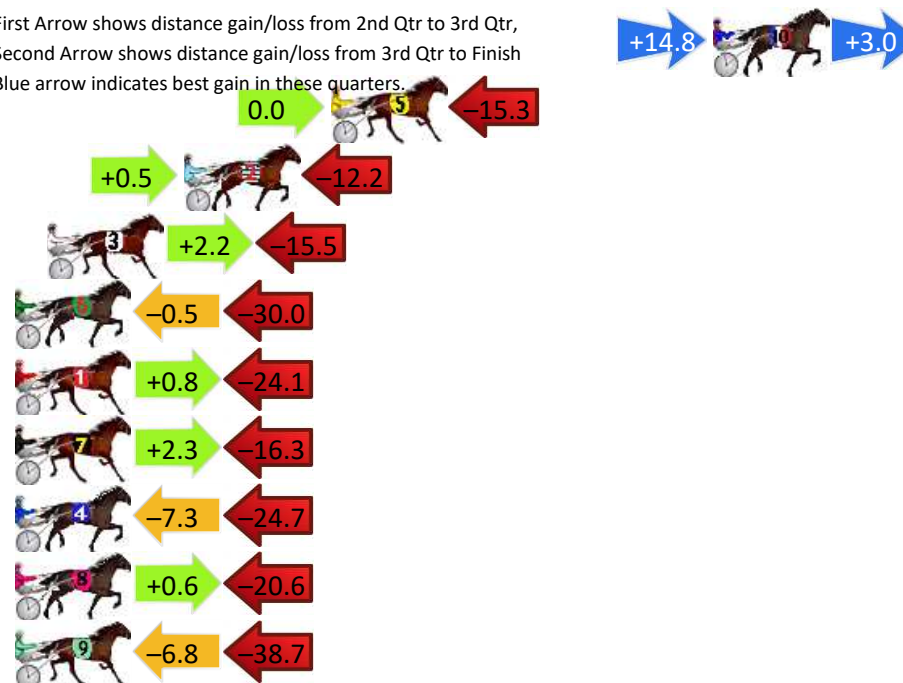
Gross Time: 1:56.20 MileRate: 1:56.20 LeadTime: 0.00s First Qtr: 26.90s Second Qtr: 30.50s Third Qtr: 28.90s Fourth Qtr: 29.90s

DATA TABLE: 800 / 400 Posi's are position from leader and (how wide the horse was at that position)

NoHorse	Plc	Mar	800 Posi	400 Posi	Time	3rd Qtr	4th Qt
10 War Western	1	0.0m	17.8m (1)	3.0m (1)	1:56.20	27.84s	29.68s
5 Booker Bay	2	15.3m	0.0m (0)	0.0m (0)	1:57.40	28.90s	31.10s
2 Mystical Sunshine	3	21.2m	9.5m (0)	9.0m (1)	1:57.86	28.88s	30.90s
3 Eiffel From Heaven	4	26.7m	13.4m (1)	11.2m (2)	1:58.29	28.76s	31.17s
6 Fleur Bella	5	35.8m	5.3m (0)	5.8m (0)	1:59.00	28.94s	32.28s
1 Torque Like A Lady	6	38.1m	14.8m (0)	14.0m (0)	1:59.18	28.86s	31.86s
7 Rushys Chance	7	40.7m	26.7m (1)	24.4m (1)	1:59.39	28.76s	31.31s
4 Secret Wish	8	40.9m	8.9m (1)	16.2m (1)	1:59.40	29.44s	31.92s
8 Abridged	9	41.7m	21.7m (1)	21.1m (2)	1:59.47	28.88s	31.63s
9 Polish Prince	10	65.8m	20.3m (0)	27.1m (0)	2:01.35	29.42s	33.07s

Finish Position and metres gained

First Arrow shows distance gain/loss from 2nd Qtr to 3rd Qtr,
Second Arrow shows distance gain/loss from 3rd Qtr to Finish
Blue arrow indicates best gain in these quarters.



Visual positions in race at 2nd Quarter



Visual positions in race at 3rd Quarter

Newcastle Race 4 Distance 1609m

Monday, 28 April 2025

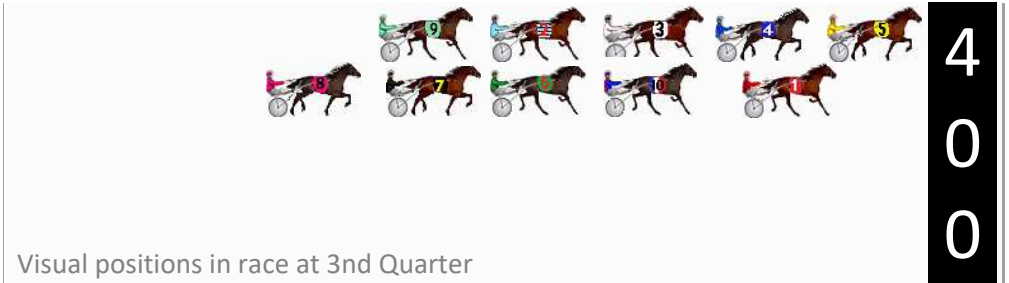


Gross Time: 1:55.60 MileRate: 1:55.60 LeadTime: 0.00s First Qtr: 27.20s Second Qtr: 31.10s Third Qtr: 27.90s Fourth Qtr: 29.40s

DATA TABLE: 800 / 400 Posi's are position from leader and (how wide the horse was at that position)

No	Horse	Plc	Mar	800 Posi	400 Posi	Time	3rd Qtr	4th Qt
4	A Vapar Storm	1	0.0m	6.6m (1)	4.5m (0)	1:55.60	27.76s	29.08s
5	Sir Candy Cloud	2	5.7m	0.0m (0)	0.0m (0)	1:56.04	27.90s	29.84s
10	Reign Maker	3	6.3m	11.3m (1)	9.0m (1)	1:56.09	27.76s	29.25s
1	All Star Magician	4	9.3m	2.3m (1)	3.4m (1)	1:56.32	27.98s	29.88s
6	Bring Your Best	5	10.8m	15.9m (1)	13.5m (1)	1:56.43	27.76s	29.27s
2	Peppi Gratz	6	13.6m	9.2m (0)	13.5m (0)	1:56.65	28.22s	29.49s
9	Lucky Rictor	7	18.3m	14.4m (0)	18.0m (0)	1:57.01	28.18s	29.53s
7	Jacks Up	8	22.0m	20.2m (1)	17.7m (1)	1:57.30	27.76s	29.84s
8	Mercurius	9	27.3m	25.7m (1)	22.5m (1)	1:57.70	27.72s	29.90s
3	Calculating Dancer	10	45.3m	4.0m (0)	9.0m (0)	1:59.09	28.26s	32.25s

Finish Position and metres gained

First Arrow shows distance gain/loss from 2nd Qtr to 3rd Qtr,
Second Arrow shows distance gain/loss from 3rd Qtr to Finish
Blue arrow indicates best gain in these quarters.



Newcastle Race 5 Distance 1609m

Monday, 28 April 2025



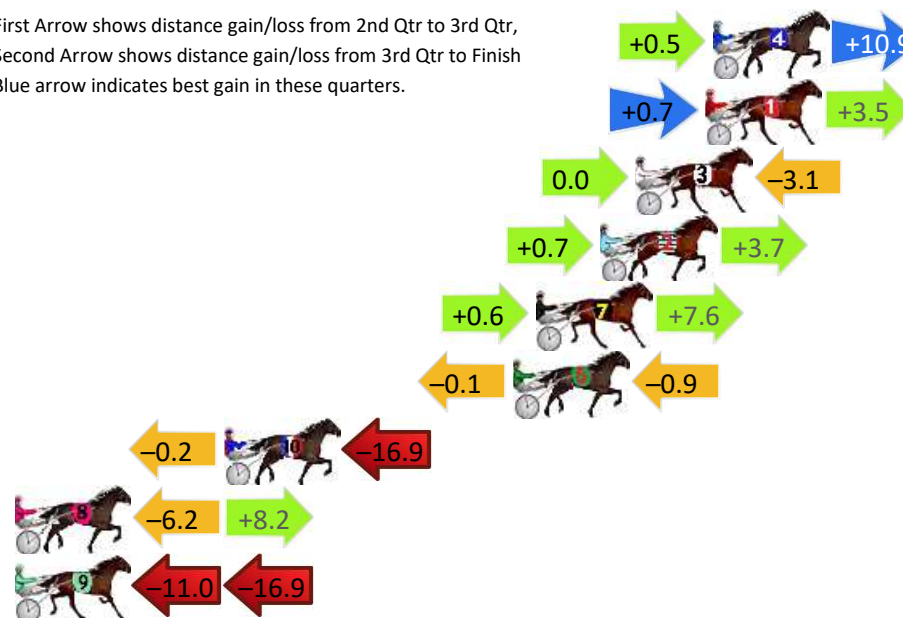
Gross Time: 1:57.90 MileRate: 1:57.90 LeadTime: 0.00s First Qtr: 28.90s Second Qtr: 29.80s Third Qtr: 28.90s Fourth Qtr: 30.30s

DATA TABLE: 800 / 400 Posi's are position from leader and (how wide the horse was at that position)

NoHorse	Plc	Mar	800 Posi	400 Posi	Time	3rd Qtr	4th Qt
4 Tough Talks	1	0.0m	11.4m (1)	10.9m (1)	1:57.90	28.88s	29.50s
1 Double Lines	2	0.3m	4.5m (0)	3.8m (0)	1:57.92	28.86s	30.04s
3 Magic Shoos	3	3.1m	0.0m (0)	0.0m (0)	1:58.15	28.90s	30.55s
2 Bettathanmozarella	4	4.5m	8.9m (0)	8.2m (0)	1:58.26	28.86s	30.06s
7 De La Renta	5	7.1m	15.3m (1)	14.7m (1)	1:58.46	28.88s	29.78s
6 Daniel Boom	6	8.0m	7.0m (1)	7.1m (1)	1:58.53	28.92s	30.41s
10 Metro Memory	7	19.6m	2.5m (1)	2.7m (1)	1:59.45	28.92s	31.65s
8 Michael Caine	8	30.9m	32.9m (0)	39.1m (0)	2:00.35	29.42s	29.87s
9 Van Shard	9	47.4m	19.5m (0)	30.5m (0)	2:01.66	29.74s	31.82s

Finish Position and metres gained

First Arrow shows distance gain/loss from 2nd Qtr to 3rd Qtr,
Second Arrow shows distance gain/loss from 3rd Qtr to Finish
Blue arrow indicates best gain in these quarters.



Newcastle Race 6 Distance 1609m

Monday, 28 April 2025



Gross Time: 1:58.00 MileRate: 1:58.00 LeadTime: 0.00s First Qtr: 29.90s Second Qtr: 31.70s Third Qtr: 28.30s Fourth Qtr: 28.10s

DATA TABLE: 800 / 400 Posi's are position from leader and (how wide the horse was at that position)

NoHorse	Plc	Mar	800 Posi	400 Posi	Time	3rd Qtr	4th Qt
2 Kissmelvis	1	0.0m	0.0m (0)	0.0m (0)	1:58.00	28.30s	28.10s
9 My Latin Lady	2	11.3m	10.2m (0)	10.6m (0)	1:58.83	28.32s	28.19s
1 Kingston Rainbow	3	14.0m	5.4m (0)	6.6m (0)	1:59.03	28.38s	28.67s
3 Megs Monaro	4	15.4m	4.8m (1)	4.9m (1)	1:59.14	28.30s	28.90s
4 Slingshot	5	18.1m	10.0m (1)	9.7m (1)	1:59.34	28.28s	28.76s
6 She Maybe Bettor	6	19.2m	14.5m (1)	14.6m (1)	1:59.42	28.30s	28.50s
8 Franco Storm	7	24.8m	14.2m (0)	16.8m (0)	1:59.83	28.48s	28.75s

Finish Position and metres gained

First Arrow shows distance gain/loss from 2nd Qtr to 3rd Qtr,
Second Arrow shows distance gain/loss from 3rd Qtr to Finish
Blue arrow indicates best gain in these quarters.



800

Visual positions in race at 2nd Quarter



400

Visual positions in race at 3rd Quarter



Powered by



Harness Analyser

Sectional Analysis Software

Not just form | Free Trial

www.facebook.com/PJHarnessRacing



RISE Digital, Harness Racing Australia nor the provider accepts any responsibility for the completeness or accuracy of any of the information contained herein, and makes no representations about its suitability for any particular purpose. Users should make their own judgements about those matters and/or seek independent advice. You assume all risks associated with use of data provided on this page

Newcastle Race 7 Distance 1609m

Monday, 28 April 2025

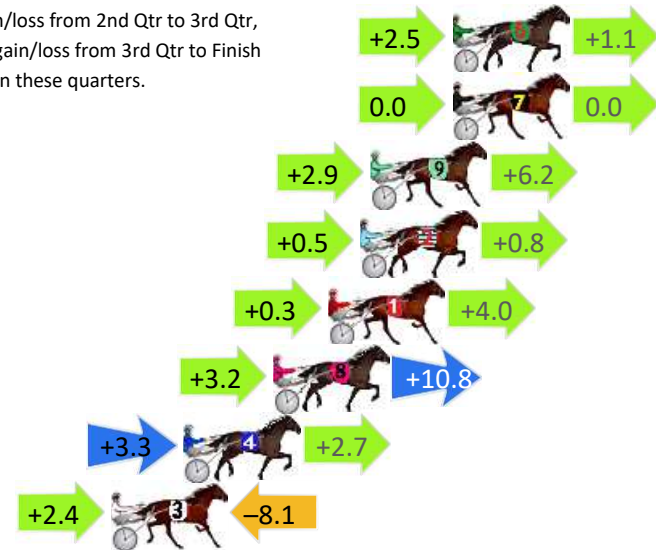
Gross Time: 1:59.20 MileRate: 1:59.20 LeadTime: 0.00s First Qtr: 27.80s Second Qtr: 34.00s Third Qtr: 29.30s Fourth Qtr: 28.10s

DATA TABLE: 800 / 400 Posi's are position from leader and (how wide the horse was at that position)

No	Horse	Plc	Mar	800 Posi	400 Posi	Time	3rd Qtr	4th Qt
6	Angus Finn	1	0.0m	3.6m (1)	1.1m (1)	1:59.20	29.12s	28.02s
7	Ultra Bliss	2	0.0m	0.0m (0)	0.0m (0)	1:59.20	29.30s	28.10s
9	Major Memphis	3	3.3m	12.4m (1)	9.5m (1)	1:59.44	29.08s	27.66s
2	Prince Louie	4	3.7m	5.0m (0)	4.5m (0)	1:59.47	29.26s	28.05s
1	Luvabeerwithjohnny	5	5.0m	9.3m (0)	9.0m (0)	1:59.57	29.26s	27.83s
8	Yesnomaybeso	6	7.2m	21.2m (1)	18.0m (1)	1:59.73	29.04s	27.35s
4	Chlobro	7	10.8m	16.8m (1)	13.5m (1)	1:60.00	29.04s	27.94s
3	Stick Man	8	13.7m	8.0m (1)	5.6m (1)	2:00.21	29.12s	28.71s

Finish Position and metres gained

First Arrow shows distance gain/loss from 2nd Qtr to 3rd Qtr,
Second Arrow shows distance gain/loss from 3rd Qtr to Finish
Blue arrow indicates best gain in these quarters.



800

Visual positions in race at 2nd Quarter



400

Visual positions in race at 3rd Quarter



Powered by



Harness Analyser

Sectional Analysis Software

Not just form | Free Trial

www.facebook.com/PJHarnessRacing



RISE Digital, Harness Racing Australia nor the provider accepts any responsibility for the completeness or accuracy of any of the information contained herein, and makes no representations about its suitability for any particular purpose. Users should make their own judgements about those matters and/or seek independent advice. You assume all risks associated with use of data provided on this page