

Leeton Race 1 Distance 1758m

Tuesday, 29 April 2025


Gross Time: 2:10.00 MileRate: 1:59.00 LeadTime: 10.30s First Qtr: 30.30s Second Qtr: 31.30s Third Qtr: 30.40s Fourth Qtr: 27.70s

DATA TABLE: 800 / 400 Posi's are position from leader and (how wide the horse was at that position)

No	Horse	Plc	Mar	800 Posi	400 Posi	Time	3rd Qtr	4th Qt
6	Lachies Delight	1	0.0m	0.0m (0)	0.0m (0)	2:10.00	30.40s	27.70s
1	Sheza Bettor Gem	2	5.1m	4.0m (0)	4.4m (0)	2:10.37	30.43s	27.75s
7	Fresh Prince	3	7.7m	12.2m (0)	12.2m (0)	2:10.56	30.38s	27.39s
10	Secret Line	4	11.9m	16.8m (0)	18.2m (0)	2:10.87	30.48s	27.27s
9	Nice Won Gary	5	12.9m	15.6m (1)	11.6m (2)	2:10.94	30.12s	27.79s
4	Maywyns La Nina	6	17.7m	6.2m (1)	3.8m (1)	2:11.29	30.27s	28.66s
5	Arts Fella	7	18.1m	20.6m (1)	14.4m (1)	2:11.32	29.96s	27.95s
8	With Compliments	8	21.6m	10.6m (1)	6.2m (2)	2:11.57	30.13s	28.76s
2	Our Rocky	9	25.5m	8.0m (0)	9.2m (1)	2:11.86	30.54s	28.82s

Finish Position and metres gained

First Arrow shows distance gain/loss from 2nd Qtr to 3rd Qtr,
Second Arrow shows distance gain/loss from 3rd Qtr to Finish
Blue arrow indicates best gain in these quarters.



Visual positions in race at 2nd Quarter



Visual positions in race at 3rd Quarter



Powered by
PJ Harness Analyser

Sectional Analysis Software
Not just form | Free Trial

www.facebook.com/PJHarnessRacing



RISE Digital, Harness Racing Australia nor the provider accepts any responsibility for the completeness or accuracy of any of the information contained herein, and makes no representations about its suitability for any particular purpose. Users should make their own judgements about those matters and/or seek independent advice. You assume all risks associated with use of data provided on this page

Leeton Race 2 Distance 1758m

Tuesday, 29 April 2025

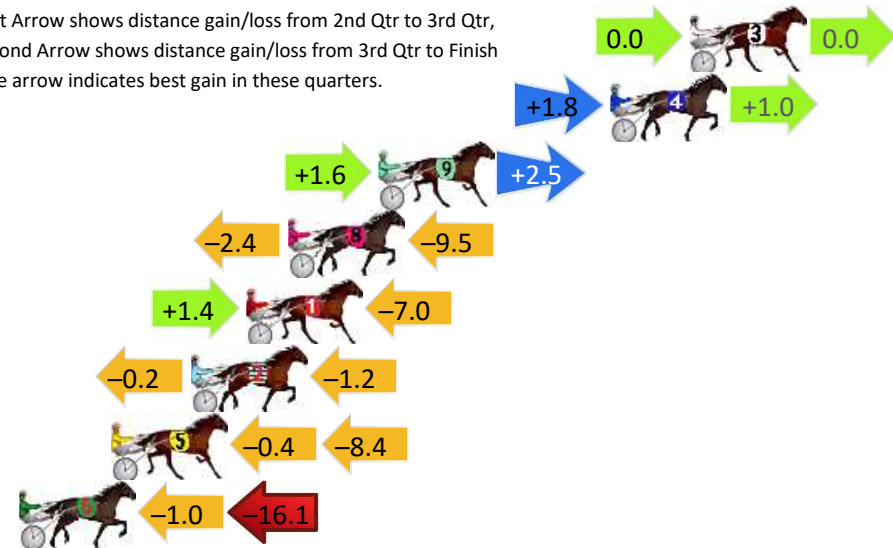
Gross Time: 2:10.00 MileRate: 1:59.00 LeadTime: 10.80s First Qtr: 31.20s Second Qtr: 29.60s Third Qtr: 30.00s Fourth Qtr: 28.40s

DATA TABLE: 800 / 400 Posi's are position from leader and (how wide the horse was at that position)

No	Horse	Plc	Mar	800 Posi	400 Posi	Time	3rd Qtr	4th Qt
3	Rocketon	1	0.0m	0.0m (0)	0.0m (0)	2:10.00	30.00s	28.40s
4	Quickshift Girl	2	3.2m	6.0m (0)	4.2m (0)	2:10.24	29.87s	28.33s
9	Flirts Diva	3	12.5m	16.6m (0)	15.0m (0)	2:10.93	29.88s	28.22s
8	Line Me Up Bro	4	16.1m	4.2m (1)	6.6m (1)	2:11.20	30.19s	29.07s
1	Valdezz	5	17.8m	12.2m (0)	10.8m (0)	2:11.33	29.91s	28.89s
2	Yankee Babe	6	20.0m	18.6m (1)	18.8m (1)	2:11.49	30.02s	28.48s
5	Nixsun	7	23.2m	14.4m (1)	14.8m (1)	2:11.73	30.05s	28.99s
6	The Irishman	8	26.9m	9.8m (1)	10.8m (1)	2:12.01	30.10s	29.54s

Finish Position and metres gained

First Arrow shows distance gain/loss from 2nd Qtr to 3rd Qtr,
Second Arrow shows distance gain/loss from 3rd Qtr to Finish
Blue arrow indicates best gain in these quarters.



800

Visual positions in race at 2nd Quarter



400

Visual positions in race at 3rd Quarter



Powered by



Harness Analyser

Sectional Analysis Software

Not just form | Free Trial

www.facebook.com/PJHarnessRacing



RISE Digital, Harness Racing Australia nor the provider accepts any responsibility for the completeness or accuracy of any of the information contained herein, and makes no representations about its suitability for any particular purpose. Users should make their own judgements about those matters and/or seek independent advice. You assume all risks associated with use of data provided on this page

Leeton Race 3 Distance 1758m

Tuesday, 29 April 2025


Gross Time: 2:10.20 MileRate: 1:59.20 LeadTime: 10.30s First Qtr: 31.20s Second Qtr: 29.50s Third Qtr: 29.50s Fourth Qtr: 29.70s

DATA TABLE: 800 / 400 Posi's are position from leader and (how wide the horse was at that position)

No	Horse	Plc	Mar	800 Posi	400 Posi	Time	3rd Qtr	4th Qt
1	Jacks Last Hoo Raa	1	0.0m	0.0m (0)	0.0m (0)	2:10.20	29.50s	29.70s
2	Little Cool	2	6.9m	4.4m (0)	5.6m (0)	2:10.74	29.59s	29.80s
10	Beau Brown	3	14.5m	14.6m (0)	16.6m (0)	2:11.33	29.65s	29.54s
7	Jumbo Jim	4	15.3m	9.8m (0)	12.2m (0)	2:11.39	29.68s	29.93s
6	Betterthantheboyz	5	16.1m	1.0m (1)	2.6m (1)	2:11.45	29.61s	30.70s
8	Catch The Shark	6	16.4m	14.4m (1)	13.6m (2)	2:11.48	29.44s	29.91s
9	Centrefire	7	31.1m	20.0m (0)	22.8m (0)	2:12.62	29.70s	30.31s
3	Stars Abroad	8	36.1m	10.6m (1)	16.2m (3)	2:13.01	29.91s	31.17s
5	Wongalea Meg	9	39.5m	5.6m (1)	10.4m (1)	2:13.27	29.85s	31.85s
4	Complicated	10	40.5m	21.6m (1)	24.4m (1)	2:13.35	29.70s	30.89s

Finish Position and metres gained

First Arrow shows distance gain/loss from 2nd Qtr to 3rd Qtr,
Second Arrow shows distance gain/loss from 3rd Qtr to Finish
Blue arrow indicates best gain in these quarters.



800

Visual positions in race at 2nd Quarter



400

Visual positions in race at 3rd Quarter



Powered by



Harness Analyser

Sectional Analysis Software

Not just form | Free Trial

www.facebook.com/PJHarnessRacing



RISE Digital, Harness Racing Australia nor the provider accepts any responsibility for the completeness or accuracy of any of the information contained herein, and makes no representations about its suitability for any particular purpose. Users should make their own judgements about those matters and/or seek independent advice. You assume all risks associated with use of data provided on this page

Leeton Race 4 Distance 2147m

Tuesday, 29 April 2025



Gross Time: 2:38.90 MileRate: 1:59.10 LeadTime: 37.30s First Qtr: 32.50s Second Qtr: 29.40s Third Qtr: 30.00s Fourth Qtr: 29.70s

DATA TABLE: 800 / 400 Posi's are position from leader and (how wide the horse was at that position)

No	Horse	Plc	Mar	800 Posi	400 Posi	Time	3rd Qtr	4th Qt
5	Smokin Pocket	1	0.0m	0.0m (0)	0.0m (0)	2:38.90	30.00s	29.70s
7	Master Gouda	2	2.8m	9.0m (0)	5.8m (0)	2:39.12	29.76s	29.48s
1	Keayang Alex	3	5.4m	4.4m (0)	4.0m (1)	2:39.32	29.97s	29.80s
8	Scottie Mach	4	13.6m	11.2m (2)	8.4m (3)	2:39.96	29.79s	30.08s
10	Burton	5	19.0m	24.6m (0)	13.2m (4)	2:40.38	29.16s	30.13s
9	Deebo	6	19.2m	4.6m (2)	7.8m (2)	2:40.39	30.24s	30.54s
4	Tearin Up The Sand	7	21.4m	12.2m (1)	13.4m (3)	2:40.57	30.09s	30.29s
3	Maginot Line	8	22.0m	18.2m (1)	13.4m (0)	2:40.61	29.65s	30.33s
2	Ottos Wealth	9	36.0m	7.8m (1)	15.0m (2)	2:41.70	30.54s	31.25s
6	Payroll	10	43.6m	1.8m (1)	11.8m (1)	2:42.29	30.75s	32.05s

Finish Position and metres gained

First Arrow shows distance gain/loss from 2nd Qtr to 3rd Qtr,
Second Arrow shows distance gain/loss from 3rd Qtr to Finish
Blue arrow indicates best gain in these quarters.



Powered by
PJ Harness Analyser

Sectional Analysis Software
Not just form | Free Trial

www.facebook.com/PJHarnessRacing



RISE Digital, Harness Racing Australia nor the provider accepts any responsibility for the completeness or accuracy of any of the information contained herein, and makes no representations about its suitability for any particular purpose. Users should make their own judgements about those matters and/or seek independent advice. You assume all risks associated with use of data provided on this page

Leeton Race 5 Distance 1758m

Tuesday, 29 April 2025


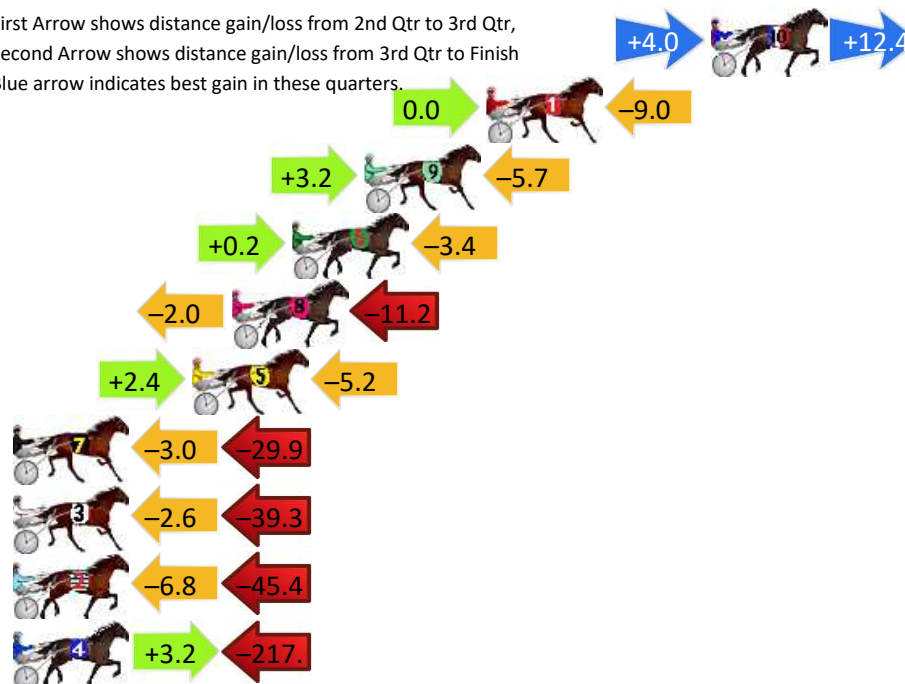
Gross Time: 2:07.70 MileRate: 1:56.90 LeadTime: 9.70s First Qtr: 30.10s Second Qtr: 29.20s Third Qtr: 29.40s Fourth Qtr: 29.30s

DATA TABLE: 800 / 400 Posi's are position from leader and (how wide the horse was at that position)

No	Horse	Plc	Mar	800 Posi	400 Posi	Time	3rd Qtr	4th Qt
10	Alta William	1	0.0m	16.4m (1)	12.4m (2)	2:07.70	29.11s	28.40s
1	Captain Of Speed	2	9.0m	0.0m (0)	0.0m (0)	2:08.39	29.40s	29.96s
9	Messerati	3	13.9m	11.4m (1)	8.2m (3)	2:08.77	29.17s	29.72s
6	Bonny My Boy	4	16.8m	13.6m (0)	13.4m (1)	2:08.99	29.39s	29.55s
8	Keayang Domino	5	19.2m	6.0m (1)	8.0m (2)	2:09.18	29.55s	30.12s
5	Hello I Tea	6	20.8m	18.0m (0)	15.6m (0)	2:09.30	29.23s	29.68s
7	Harrys Deal	7	37.1m	4.2m (0)	7.2m (0)	2:10.55	29.62s	31.48s
3	Freddee Tee	8	50.9m	9.0m (0)	11.6m (0)	2:11.61	29.59s	32.16s
2	Jilliby Saffron	9	54.0m	1.8m (1)	8.6m (1)	2:11.85	29.90s	32.61s
4	Dee Terror	10	237.1m	22.8m (0)	19.6m (1)	2:25.92	29.19s	45.14s

Finish Position and metres gained

First Arrow shows distance gain/loss from 2nd Qtr to 3rd Qtr, Second Arrow shows distance gain/loss from 3rd Qtr to Finish
Blue arrow indicates best gain in these quarters.



800

Visual positions in race at 2nd Quarter



400

Visual positions in race at 3rd Quarter



Powered by



Harness Analyser

Sectional Analysis Software

Not just form | Free Trial

www.facebook.com/PJHarnessRacing



RISE Digital, Harness Racing Australia nor the provider accepts any responsibility for the completeness or accuracy of any of the information contained herein, and makes no representations about its suitability for any particular purpose. Users should make their own judgements about those matters and/or seek independent advice. You assume all risks associated with use of data provided on this page

Leeton Race 6 Distance 1758m

Tuesday, 29 April 2025


Gross Time: 2:13.70 MileRate: 2:02.40 LeadTime: 9.90s First Qtr: 32.20s Second Qtr: 31.70s Third Qtr: 30.40s Fourth Qtr: 29.50s

DATA TABLE: 800 / 400 Posi's are position from leader and (how wide the horse was at that position)

No	Horse	Plc	Mar	800 Posi	400 Posi	Time	3rd Qtr	4th Qt
3	Glamors Symbol	1	0.0m	2.8m (1)	0.0m (1)	2:13.70	30.19s	29.50s
1	Jazzmin	2	0.6m	0.0m (0)	0.2m (0)	2:13.75	30.42s	29.53s
9	Girls View	2	0.6m	8.0m (0)	8.6m (0)	2:13.75	30.44s	28.91s
7	All So Sassy	4	3.6m	4.0m (0)	5.2m (1)	2:13.98	30.49s	29.38s
10	Tyabb Wonder	5	5.5m	12.2m (0)	12.6m (0)	2:14.13	30.42s	28.98s
5	Most Certain Micky	6	8.3m	16.2m (0)	19.0m (0)	2:14.34	30.60s	28.72s
6	Goodtime Jazzi	7	9.7m	15.4m (1)	9.8m (1)	2:14.45	29.98s	29.49s
8	Glamour Fox	8	10.9m	11.4m (1)	13.4m (3)	2:14.54	30.55s	29.32s
2	Rocknroll Upton	9	12.1m	6.8m (1)	5.6m (2)	2:14.64	30.32s	29.98s
4	Life Gets Better	10	13.7m	19.6m (1)	10.2m (2)	2:14.76	29.70s	29.76s


Finish Position and metres gained

First Arrow shows distance gain/loss from 2nd Qtr to 3rd Qtr,
Second Arrow shows distance gain/loss from 3rd Qtr to Finish
Blue arrow indicates best gain in these quarters.



800

Visual positions in race at 2nd Quarter



400

Visual positions in race at 3rd Quarter

Leeton Race 7 Distance 2147m

Tuesday, 29 April 2025

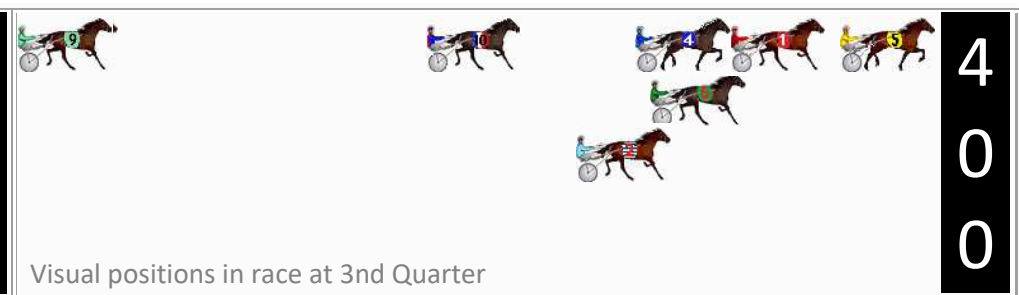

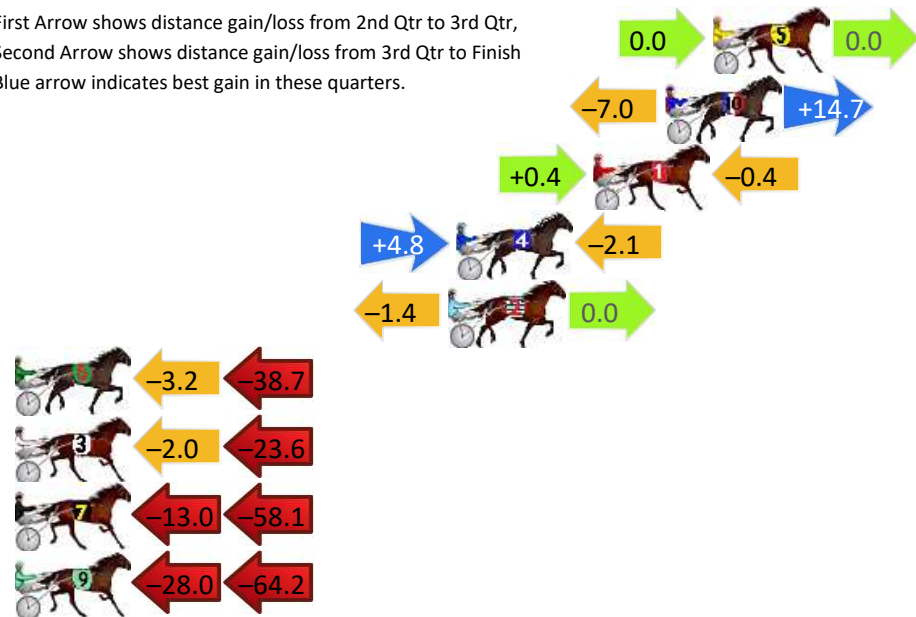
Gross Time: 2:43.00 MileRate: 2:02.20 LeadTime: 40.00s First Qtr: 32.30s Second Qtr: 30.10s Third Qtr: 30.30s Fourth Qtr: 30.30s

DATA TABLE: 800 / 400 Posi's are position from leader and (how wide the horse was at that position)

No	Horse	Plc	Mar	800 Posi	400 Posi	Time	3rd Qtr	4th Qt
5	Millyano	1	0.0m	0.0m (0)	0.0m (0)	2:43.00	30.30s	30.30s
10	Its A Fond Memory	2	1.9m	9.6m (1)	16.6m (0)	2:43.15	30.83s	29.19s
1	Kristysgirl	3	4.8m	4.8m (0)	4.4m (0)	2:43.38	30.27s	30.33s
4	The Ocean Spirit	4	10.3m	13.0m (0)	8.2m (0)	2:43.82	29.94s	30.46s
2	Stipulating	5	10.6m	9.2m (0)	10.6m (2)	2:43.84	30.41s	30.30s
6	Tommys Dream Girl	6	46.3m	4.4m (1)	7.6m (1)	2:46.67	30.54s	33.22s
3	The Kid Billy	7	69.6m	44.0m (0)	46.0m (0)	2:48.52	30.45s	32.08s
7	Strix	8	128.1m	57.0m (0)	70.0m (0)	2:53.16	31.28s	34.68s
9	Stay Alpha	9	144.2m	52.0m (0)	80.0m (0)	2:54.44	32.41s	35.14s

Finish Position and metres gained

First Arrow shows distance gain/loss from 2nd Qtr to 3rd Qtr,
Second Arrow shows distance gain/loss from 3rd Qtr to Finish
Blue arrow indicates best gain in these quarters.



Powered by
PJ Harness Analyser

Sectional Analysis Software
Not just form | Free Trial

www.facebook.com/PJHarnessRacing



RISE Digital, Harness Racing Australia nor the provider accepts any responsibility for the completeness or accuracy of any of the information contained herein, and makes no representations about its suitability for any particular purpose. Users should make their own judgements about those matters and/or seek independent advice. You assume all risks associated with use of data provided on this page

Leeton Race 8 Distance 1758m

Tuesday, 29 April 2025


Gross Time: 2:12.90 MileRate: 2:01.70 LeadTime: 9.80s First Qtr: 32.10s Second Qtr: 30.10s Third Qtr: 30.80s Fourth Qtr: 30.10s

DATA TABLE: 800 / 400 Posi's are position from leader and (how wide the horse was at that position)

No	Horse	Plc	Mar	800 Posi	400 Posi	Time	3rd Qtr	4th Qt
7	Blues Terror	1	0.0m	8.0m (0)	8.6m (0)	2:12.90	30.84s	29.46s
4	Ultimate Me	2	3.7m	0.0m (0)	0.0m (0)	2:13.19	30.80s	30.38s
2	Mastablasta	3	10.2m	4.2m (0)	4.4m (0)	2:13.70	30.82s	30.53s
10	Cracker Miss	4	11.2m	16.2m (1)	16.2m (2)	2:13.78	30.80s	29.73s
8	Blazing	5	11.3m	12.0m (0)	13.0m (0)	2:13.79	30.87s	29.97s
3	Sherman	6	12.5m	8.0m (1)	4.4m (1)	2:13.89	30.53s	30.71s
6	Arklow	7	17.7m	16.4m (0)	17.0m (0)	2:14.30	30.85s	30.15s
9	I Am The Tornado	8	19.3m	12.0m (1)	11.8m (2)	2:14.42	30.79s	30.66s
5	Didnt I	9	32.9m	3.8m (1)	12.2m (1)	2:15.49	31.45s	31.65s

Finish Position and metres gained

First Arrow shows distance gain/loss from 2nd Qtr to 3rd Qtr,
Second Arrow shows distance gain/loss from 3rd Qtr to Finish
Blue arrow indicates best gain in these quarters.



800

Visual positions in race at 2nd Quarter



400

Visual positions in race at 3rd Quarter

