

# Menangle Race 1 Distance 2300m

Tuesday, 29 April 2025



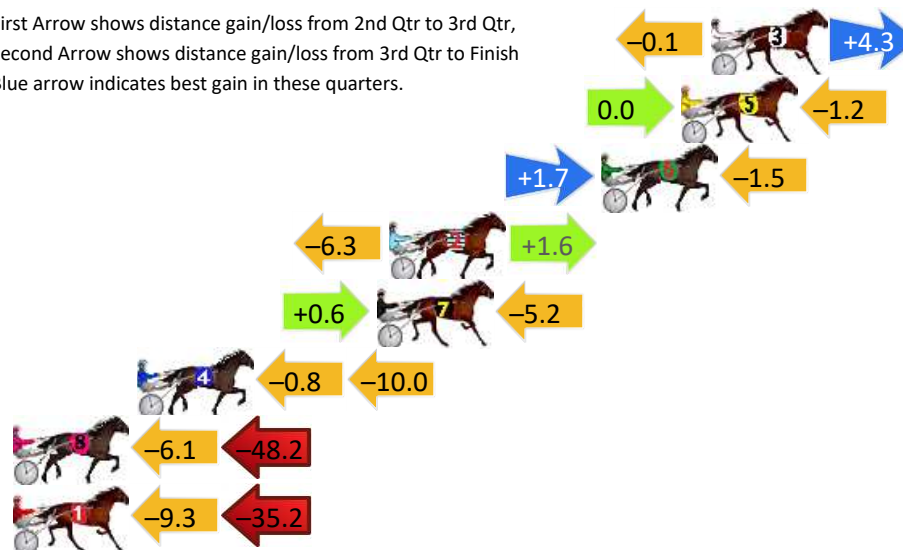
Gross Time: 2:56.40 MileRate: 2:03.40 LeadTime: 53.30s First Qtr: 31.80s Second Qtr: 31.20s Third Qtr: 30.40s Fourth Qtr: 29.70s

DATA TABLE: 800 / 400 Posi's are position from leader and (how wide the horse was at that position)

No	Horse	Plc	Mar	800 Posi	400 Posi	Time	3rd Qtr	4th Qt
3	Oria	1	0.0m	4.2m (0)	4.3m (0)	2:56.40	30.40s	29.38s
5	Zippping Volstead	2	1.2m	0.0m (0)	0.0m (0)	2:56.49	30.40s	29.79s
6	Bertinelli	3	4.4m	4.6m (1)	2.9m (1)	2:56.74	30.27s	29.83s
2	Jackies Gift	4	12.9m	8.2m (0)	14.5m (0)	2:57.40	30.86s	29.62s
7	Ourpetabilt	5	13.4m	8.8m (1)	8.2m (1)	2:57.44	30.35s	30.13s
4	Second To Nun	6	23.0m	12.2m (0)	13.0m (1)	2:58.19	30.45s	30.52s
8	Majorette	7	78.7m	24.4m (0)	30.5m (0)	3:02.53	30.84s	33.55s
1	Majestic Funds	8	101.9m	57.4m (0)	66.7m (0)	3:04.33	31.04s	32.65s

## Finish Position and metres gained

First Arrow shows distance gain/loss from 2nd Qtr to 3rd Qtr,  
Second Arrow shows distance gain/loss from 3rd Qtr to Finish  
Blue arrow indicates best gain in these quarters.



# Menangle Race 2 Distance 1609m

Tuesday, 29 April 2025




Gross Time: 1:57.10 MileRate: 1:57.10 LeadTime: 0.00s First Qtr: 28.20s Second Qtr: 30.90s Third Qtr: 29.80s Fourth Qtr: 28.20s

DATA TABLE: 800 / 400 Posi's are position from leader and (how wide the horse was at that position)

No	Horse	Plc	Mar	800 Posi	400 Posi	Time	3rd Qtr	4th Qt
5	Cee Are Seven	1	0.0m	0.0m (0)	0.0m (0)	1:57.10	29.80s	28.20s
8	Kennywould	2	15.1m	18.7m (1)	12.4m (1)	1:58.22	29.31s	28.42s
7	Dollys Law	3	16.8m	14.4m (1)	8.5m (1)	1:58.34	29.35s	28.83s
1	One Pinevale Hill	4	16.9m	19.2m (0)	15.9m (2)	1:58.35	29.53s	28.30s
3	Nothing I Want	5	22.2m	4.9m (0)	5.6m (0)	1:58.75	29.84s	29.45s
2	Onawingandaprayer	6	24.0m	9.5m (0)	10.6m (0)	1:58.88	29.86s	29.22s
6	Flash Kyvalley	7	28.4m	13.5m (0)	15.0m (0)	1:59.20	29.88s	29.22s
4	Down Under Earl	8	38.2m	10.1m (1)	4.1m (1)	1:59.93	29.35s	30.74s
9	Alpha Stride	9	97.0m	54.0m (0)	64.1m (0)	2:04.29	30.42s	30.77s
10	Military Merit	10	103.6m	58.1m (0)	68.3m (0)	2:04.78	30.42s	30.96s

## Finish Position and metres gained

First Arrow shows distance gain/loss from 2nd Qtr to 3rd Qtr,  
Second Arrow shows distance gain/loss from 3rd Qtr to Finish  
Blue arrow indicates best gain in these quarters.



# Menangle Race 3 Distance 2300m

Tuesday, 29 April 2025


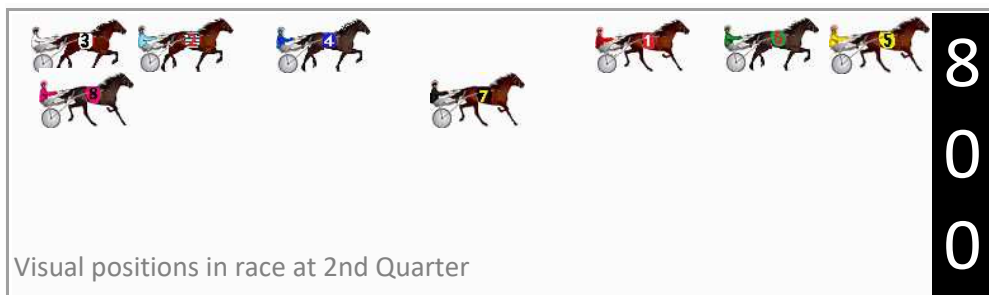
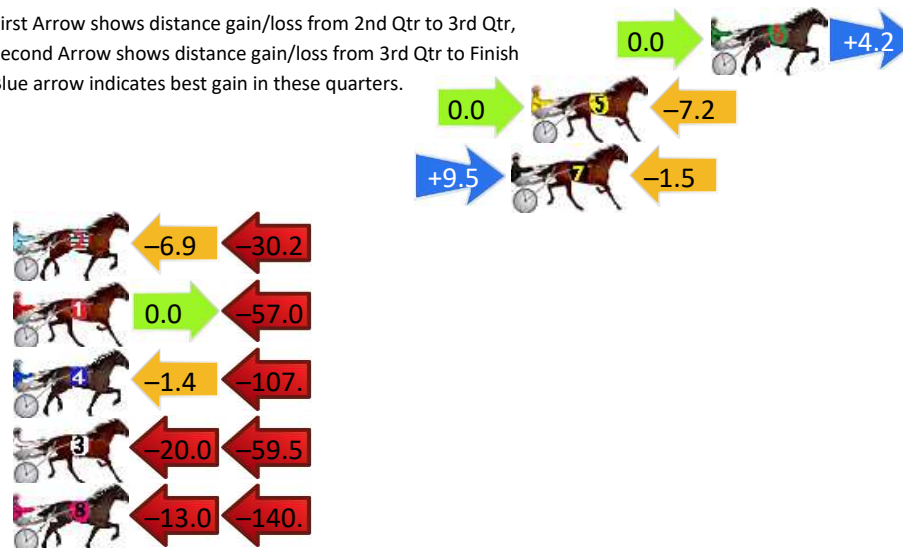
Gross Time: 2:52.00 MileRate: 2:00.30 LeadTime: 49.70s First Qtr: 30.10s Second Qtr: 30.80s Third Qtr: 31.00s Fourth Qtr: 30.40s

DATA TABLE: 800 / 400 Posi's are position from leader and (how wide the horse was at that position)

No	Horse	Plc	Mar	800 Posi	400 Posi	Time	3rd Qtr	4th Qt
6	San Juan Mountain	1	0.0m	4.2m (0)	4.2m (0)	2:52.00	31.00s	30.08s
5	Ezra Kai	2	7.2m	0.0m (0)	0.0m (0)	2:52.57	31.00s	30.97s
7	Lotus Louise	3	8.0m	16.0m (1)	6.5m (1)	2:52.64	30.27s	30.54s
2	Kennys Son	4	64.8m	27.7m (0)	34.6m (0)	2:57.16	31.52s	32.92s
1	Lucius	5	66.4m	9.4m (0)	9.4m (0)	2:57.28	31.00s	34.96s
4	Zarski	6	131.1m	22.2m (0)	23.6m (0)	3:02.43	31.10s	39.03s
3	Vulcan Stride	7	178.0m	98.5m (0)	118.5m (0)	3:06.16	32.50s	35.52s
8	Monty Monte	8	184.9m	31.7m (1)	44.7m (1)	3:06.71	31.99s	41.70s

## Finish Position and metres gained

First Arrow shows distance gain/loss from 2nd Qtr to 3rd Qtr,  
Second Arrow shows distance gain/loss from 3rd Qtr to Finish  
Blue arrow indicates best gain in these quarters.



# Menangle Race 4 Distance 1609m

Tuesday, 29 April 2025


Gross Time: 1:56.40 MileRate: 1:56.40 LeadTime: 0.00s First Qtr: 27.80s Second Qtr: 30.30s Third Qtr: 29.70s Fourth Qtr: 28.60s

DATA TABLE: 800 / 400 Posi's are position from leader and (how wide the horse was at that position)

No	Horse	Plc	Mar	800 Posi	400 Posi	Time	3rd Qtr	4th Qt
4	Malibuu	1	0.0m	4.3m (0)	0.0m (1)	1:56.40	29.38s	28.60s
10	We Can Have It All	2	2.9m	8.1m (0)	3.9m (1)	1:56.62	29.38s	28.54s
8	Gunner	3	7.0m	22.3m (1)	18.4m (2)	1:56.93	29.39s	27.79s
5	Familiar Tricks	4	7.8m	0.0m (0)	1.5m (0)	1:56.99	29.81s	29.08s
2	Itz Trixton Time	5	8.4m	13.0m (0)	8.1m (0)	1:57.03	29.33s	28.64s
3	Oh Nova Love	6	10.7m	13.9m (1)	8.5m (2)	1:57.20	29.29s	28.79s
6	Macho Man	7	14.8m	18.3m (1)	14.0m (2)	1:57.51	29.37s	28.70s
7	Chief Runningcloud	8	38.9m	9.6m (1)	7.7m (1)	1:59.32	29.55s	30.96s
1	Phoebe Majestic	9	41.8m	18.4m (0)	15.3m (0)	1:59.54	29.45s	30.63s
9	Prohibited Love	10	52.5m	5.6m (2)	8.1m (3)	2:00.34	29.87s	31.95s

## Finish Position and metres gained

First Arrow shows distance gain/loss from 2nd Qtr to 3rd Qtr,  
Second Arrow shows distance gain/loss from 3rd Qtr to Finish  
Blue arrow indicates best gain in these quarters.



Visual positions in race at 2nd Quarter



Visual positions in race at 3rd Quarter



Powered by



Harness Analyser

Sectional Analysis Software

Not just form | Free Trial

[www.facebook.com/PJHarnessRacing](http://www.facebook.com/PJHarnessRacing)



RISE Digital, Harness Racing Australia nor the provider accepts any responsibility for the completeness or accuracy of any of the information contained herein, and makes no representations about its suitability for any particular purpose. Users should make their own judgements about those matters and/or seek independent advice. You assume all risks associated with use of data provided on this page



# Menangle Race 5 Distance 1609m

Tuesday, 29 April 2025


Gross Time: 1:55.50 MileRate: 1:55.50 LeadTime: 0.00s First Qtr: 28.20s Second Qtr: 30.10s Third Qtr: 28.70s Fourth Qtr: 28.50s

DATA TABLE: 800 / 400 Posi's are position from leader and (how wide the horse was at that position)

No	Horse	Plc	Mar	800 Posi	400 Posi	Time	3rd Qtr	4th Qt
6	Larrikin Lenny	1	0.0m	12.2m (1)	8.3m (2)	1:55.50	28.42s	27.91s
2	Mac Thunder	2	2.8m	0.0m (0)	0.0m (0)	1:55.71	28.70s	28.71s
4	What For	3	5.8m	13.5m (0)	13.7m (1)	1:55.93	28.71s	27.96s
7	Caribbean Runa	4	10.0m	22.3m (1)	16.2m (2)	1:56.25	28.26s	28.10s
1	Might And Victory	5	10.3m	5.1m (0)	5.1m (0)	1:56.27	28.70s	28.91s
10	Halloween	6	12.8m	22.4m (0)	19.3m (1)	1:56.46	28.47s	28.08s
3	Sapphiresndiamonds	7	13.7m	9.0m (0)	9.0m (0)	1:56.53	28.70s	28.89s
8	Will I Am	8	15.1m	7.7m (1)	4.7m (1)	1:56.63	28.49s	29.30s
5	Bellrivergirl	9	16.3m	17.4m (0)	17.5m (0)	1:56.72	28.70s	28.48s
9	Knight Walker	10	18.6m	17.8m (1)	12.5m (2)	1:56.89	28.32s	29.00s

## Finish Position and metres gained

First Arrow shows distance gain/loss from 2nd Qtr to 3rd Qtr,  
Second Arrow shows distance gain/loss from 3rd Qtr to Finish  
Blue arrow indicates best gain in these quarters.



800

Visual positions in race at 2nd Quarter



400

Visual positions in race at 3rd Quarter

# Menangle Race 6 Distance 1609m

Tuesday, 29 April 2025


Gross Time: 1:53.20 MileRate: 1:53.20 LeadTime: 0.00s First Qtr: 27.30s Second Qtr: 29.40s Third Qtr: 28.50s Fourth Qtr: 28.00s

DATA TABLE: 800 / 400 Posi's are position from leader and (how wide the horse was at that position)

NoHorse	Plc	Mar	800 Posi	400 Posi	Time	3rd Qtr	4th Qt
8 Duty Of Care	1	0.0m	4.5m (0)	4.6m (0)	1:53.20	28.50s	27.68s
9 Power To Impress	2	1.6m	0.0m (0)	0.0m (0)	1:53.32	28.50s	28.12s
7 Watch Your Back	3	10.2m	8.8m (0)	9.1m (0)	1:53.95	28.52s	28.11s
2 Birdy Gal	4	15.6m	18.1m (0)	9.0m (2)	1:54.35	27.85s	28.52s
3 Beer Money	5	15.9m	12.8m (1)	3.9m (1)	1:54.37	27.87s	28.90s
5 Parallel	6	18.8m	19.6m (1)	12.9m (2)	1:54.58	28.02s	28.48s
6 Eleazar	7	21.8m	24.7m (1)	16.6m (2)	1:54.80	27.92s	28.44s
1 GimmeFiveminutesmore	8	25.3m	13.0m (0)	13.7m (0)	1:55.06	28.54s	28.90s
10 Always A Sam	9	28.5m	24.9m (0)	21.3m (1)	1:55.30	28.23s	28.60s

## Finish Position and metres gained

First Arrow shows distance gain/loss from 2nd Qtr to 3rd Qtr,  
Second Arrow shows distance gain/loss from 3rd Qtr to Finish  
Blue arrow indicates best gain in these quarters.



Visual positions in race at 2nd Quarter



Visual positions in race at 3rd Quarter

# Menangle Race 7 Distance 1609m

Tuesday, 29 April 2025


Gross Time: 1:54.50 MileRate: 1:54.50 LeadTime: 0.00s First Qtr: 26.50s Second Qtr: 30.50s Third Qtr: 30.10s Fourth Qtr: 27.40s

DATA TABLE: 800 / 400 Posi's are position from leader and (how wide the horse was at that position)

No	Horse	Plc	Mar	800 Posi	400 Posi	Time	3rd Qtr	4th Qt
10	Whyiman	1	0.0m	14.5m (1)	11.0m (2)	1:54.50	29.80s	26.61s
8	Donnie Mac	2	0.6m	9.6m (0)	9.0m (0)	1:54.54	30.02s	26.80s
7	Jazzy Melea	3	4.1m	0.0m (0)	0.0m (0)	1:54.80	30.10s	27.70s
1	Shark Dancer	4	7.0m	3.8m (0)	3.9m (0)	1:55.00	30.10s	27.62s
9	Double It Harry	5	11.1m	6.3m (1)	0.8m (1)	1:55.30	29.69s	28.15s
3	Watch Me React	6	11.5m	10.5m (1)	6.4m (1)	1:55.33	29.77s	27.78s
4	Noisy Crusader	7	13.7m	21.4m (0)	20.0m (2)	1:55.49	29.93s	26.96s
5	Move Heavennearh	8	13.7m	18.6m (1)	15.0m (2)	1:55.49	29.78s	27.32s
2	Wills Way	9	17.8m	13.9m (0)	13.4m (0)	1:55.78	30.02s	27.72s


## Finish Position and metres gained

First Arrow shows distance gain/loss from 2nd Qtr to 3rd Qtr,  
Second Arrow shows distance gain/loss from 3rd Qtr to Finish  
Blue arrow indicates best gain in these quarters.



800

Visual positions in race at 2nd Quarter



400

Visual positions in race at 3rd Quarter

# Menangle Race 8 Distance 1609m

Tuesday, 29 April 2025


Gross Time: 1:53.10 MileRate: 1:53.10 LeadTime: 0.00s First Qtr: 27.10s Second Qtr: 29.70s Third Qtr: 28.50s Fourth Qtr: 27.80s

DATA TABLE: 800 / 400 Posi's are position from leader and (how wide the horse was at that position)

No	Horse	Plc	Mar	800 Posi	400 Posi	Time	3rd Qtr	4th Qt
6	Titian Raider	1	0.0m	4.4m (1)	5.0m (2)	1:53.10	28.54s	27.45s
5	Baltusrol	2	0.1m	8.9m (1)	10.1m (2)	1:53.11	28.58s	27.10s
8	Our Uncle Jim	3	2.1m	12.8m (1)	14.3m (3)	1:53.25	28.59s	26.95s
9	Gipsy Princess	4	3.6m	12.1m (0)	12.8m (1)	1:53.36	28.53s	27.17s
10	Dance And Deliver	5	4.6m	17.1m (1)	17.3m (2)	1:53.44	28.50s	26.93s
2	Surf Ace	6	6.1m	4.0m (0)	4.6m (0)	1:53.55	28.54s	27.93s
1	Miki Be Good	7	6.4m	0.0m (0)	0.0m (0)	1:53.57	28.50s	28.27s
4	Power Up	8	10.4m	7.9m (0)	8.0m (0)	1:53.86	28.50s	28.00s
7	Kaysans Rock	9	16.7m	21.9m (1)	21.9m (1)	1:54.32	28.49s	27.49s
3	Nick Of Time	10	20.3m	0.4m (1)	1.9m (1)	1:54.58	28.61s	29.15s

## Finish Position and metres gained

First Arrow shows distance gain/loss from 2nd Qtr to 3rd Qtr, Second Arrow shows distance gain/loss from 3rd Qtr to Finish Blue arrow indicates best gain in these quarters.



Visual positions in race at 2nd Quarter

800



Visual positions in race at 3rd Quarter

400



Powered by



Harness Analyser

Sectional Analysis Software

Not just form | Free Trial

[www.facebook.com/PJHarnessRacing](http://www.facebook.com/PJHarnessRacing)



RISE Digital, Harness Racing Australia nor the provider accepts any responsibility for the completeness or accuracy of any of the information contained herein, and makes no representations about its suitability for any particular purpose. Users should make their own judgements about those matters and/or seek independent advice. You assume all risks associated with use of data provided on this page



# Menangle Race 9 Distance 1609m

Tuesday, 29 April 2025


Gross Time: 1:53.60 MileRate: 1:53.60 LeadTime: 0.00s First Qtr: 26.90s Second Qtr: 29.60s Third Qtr: 28.90s Fourth Qtr: 28.20s

DATA TABLE: 800 / 400 Posi's are position from leader and (how wide the horse was at that position)

NoHorse	Plc	Mar	800 Posi	400 Posi	Time	3rd Qtr	4th Qt
7 Romanee	1	0.0m	20.4m (1)	16.7m (2)	1:53.60	28.62s	27.01s
8 Joe Nien	2	0.1m	5.4m (1)	3.9m (1)	1:53.61	28.79s	27.93s
9 Mick Danger	3	0.2m	0.0m (0)	0.0m (0)	1:53.61	28.90s	28.21s
5 Sahara Sirocco	4	1.5m	9.6m (1)	8.9m (2)	1:53.71	28.84s	27.68s
3 The Tax Collector	5	4.1m	12.8m (0)	12.4m (0)	1:53.90	28.86s	27.62s
1 Lochiel	6	5.7m	8.4m (0)	8.5m (0)	1:54.02	28.90s	28.02s
2 Give Me A Minute	7	6.1m	3.9m (0)	4.0m (0)	1:54.05	28.90s	28.37s
6 Tinder Surprise	8	6.7m	17.3m (0)	16.4m (0)	1:54.10	28.82s	27.54s
4 One For The Rodi	9	10.6m	13.8m (1)	12.0m (1)	1:54.39	28.77s	28.13s

## Finish Position and metres gained

First Arrow shows distance gain/loss from 2nd Qtr to 3rd Qtr,  
Second Arrow shows distance gain/loss from 3rd Qtr to Finish  
Blue arrow indicates best gain in these quarters.



800

Visual positions in race at 2nd Quarter



400

Visual positions in race at 3rd Quarter



Powered by



Harness Analyser

Sectional Analysis Software

Not just form | Free Trial

[www.facebook.com/PJHarnessRacing](http://www.facebook.com/PJHarnessRacing)



RISE Digital, Harness Racing Australia nor the provider accepts any responsibility for the completeness or accuracy of any of the information contained herein, and makes no representations about its suitability for any particular purpose. Users should make their own judgements about those matters and/or seek independent advice. You assume all risks associated with use of data provided on this page