

Bathurst Race 1 Distance 1730m

Wednesday, 30 April 2025



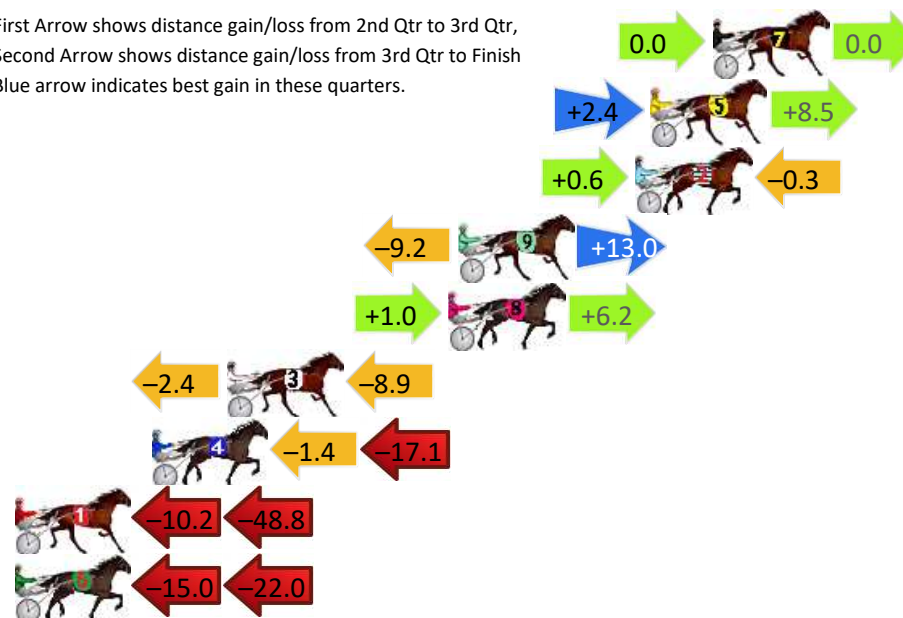
Gross Time: 2:04.70 MileRate: 1:56.00 LeadTime: 8.20s First Qtr: 27.90s Second Qtr: 31.30s Third Qtr: 27.70s Fourth Qtr: 29.60s

DATA TABLE: 800 / 400 Posi's are position from leader and (how wide the horse was at that position)

No	Horse	Plc	Mar	800 Posi	400 Posi	Time	3rd Qtr	4th Qt
7	No Luck	1	0.0m	0.0m (0)	0.0m (0)	2:04.70	27.70s	29.60s
5	Rock The Nation	2	2.5m	13.4m (1)	11.0m (1)	2:04.89	27.55s	28.97s
2	Rowdy Shannon	3	3.1m	3.4m (1)	2.8m (1)	2:04.94	27.66s	29.62s
9	Misterfourthousand	4	10.2m	14.0m (0)	23.2m (1)	2:05.49	28.39s	28.64s
8	Bohemian Brawler	5	10.6m	17.8m (1)	16.8m (1)	2:05.52	27.64s	29.14s
3	Titiwha	6	19.5m	8.2m (1)	10.6m (0)	2:06.21	27.85s	30.25s
4	Watchmedazzle	7	22.5m	4.0m (0)	5.4m (0)	2:06.45	27.76s	30.86s
1	Mitchells Run	8	68.6m	9.6m (0)	19.8m (0)	2:10.02	28.31s	33.19s
6	Tuapeka Lou	9	92.0m	55.0m (0)	70.0m (0)	2:11.84	28.72s	31.22s

Finish Position and metres gained

First Arrow shows distance gain/loss from 2nd Qtr to 3rd Qtr,
Second Arrow shows distance gain/loss from 3rd Qtr to Finish
Blue arrow indicates best gain in these quarters.



Bathurst Race 2 Distance 2260m

Wednesday, 30 April 2025


Gross Time: 2:46.80 MileRate: 1:58.80 LeadTime: 45.90s First Qtr: 31.60s Second Qtr: 31.30s Third Qtr: 28.40s Fourth Qtr: 29.60s

DATA TABLE: 800 / 400 Posi's are position from leader and (how wide the horse was at that position)

No	Horse	Plc	Mar	800 Posi	400 Posi	Time	3rd Qtr	4th Qt
12	Dark Terror	1	0.0m	3.2m (1)	1.0m (1)	2:46.80	28.24s	29.53s
5	Platinum Jewel	2	4.4m	0.0m (0)	0.0m (0)	2:47.14	28.39s	29.92s
6	Studleigh Melise	3	9.2m	4.0m (0)	4.8m (0)	2:47.51	28.45s	29.92s
7	Bettors Hope	4	11.2m	20.0m (1)	20.2m (2)	2:47.67	28.43s	28.94s
4	Eric The Kicker	5	13.0m	8.4m (0)	9.0m (0)	2:47.81	28.44s	29.89s
2	Layla Shannon	6	14.1m	20.8m (0)	22.8m (1)	2:47.89	28.56s	28.96s
10	Road To Recovery	7	16.0m	16.0m (1)	16.2m (2)	2:48.04	28.41s	29.59s
8	Please Dont Ask	8	18.2m	24.0m (1)	25.0m (2)	2:48.21	28.48s	29.10s
1	A Lil Bit Of Love	9	21.2m	12.6m (0)	13.2m (0)	2:48.44	28.43s	30.19s
3	Chelseas Girl	10	24.0m	11.8m (1)	12.6m (1)	2:48.66	28.44s	30.44s
11	Man Mountain	11	26.6m	7.4m (1)	7.2m (1)	2:48.86	28.36s	31.03s
9	Four Star Lincoln	12	28.8m	16.8m (0)	19.2m (0)	2:49.03	28.56s	30.31s

Finish Position and metres gained

First Arrow shows distance gain/loss from 2nd Qtr to 3rd Qtr, Second Arrow shows distance gain/loss from 3rd Qtr to Finish
Blue arrow indicates best gain in these quarters.



800

Visual positions in race at 2nd Quarter



400

Visual positions in race at 3rd Quarter



Powered by
PJ Harness Analyser

Sectional Analysis Software
Not just form | Free Trial

www.facebook.com/PJHarnessRacing



RISE Digital, Harness Racing Australia nor the provider accepts any responsibility for the completeness or accuracy of any of the information contained herein, and makes no representations about its suitability for any particular purpose. Users should make their own judgements about those matters and/or seek independent advice. You assume all risks associated with use of data provided on this page

Bathurst Race 3 Distance 2260m

Wednesday, 30 April 2025

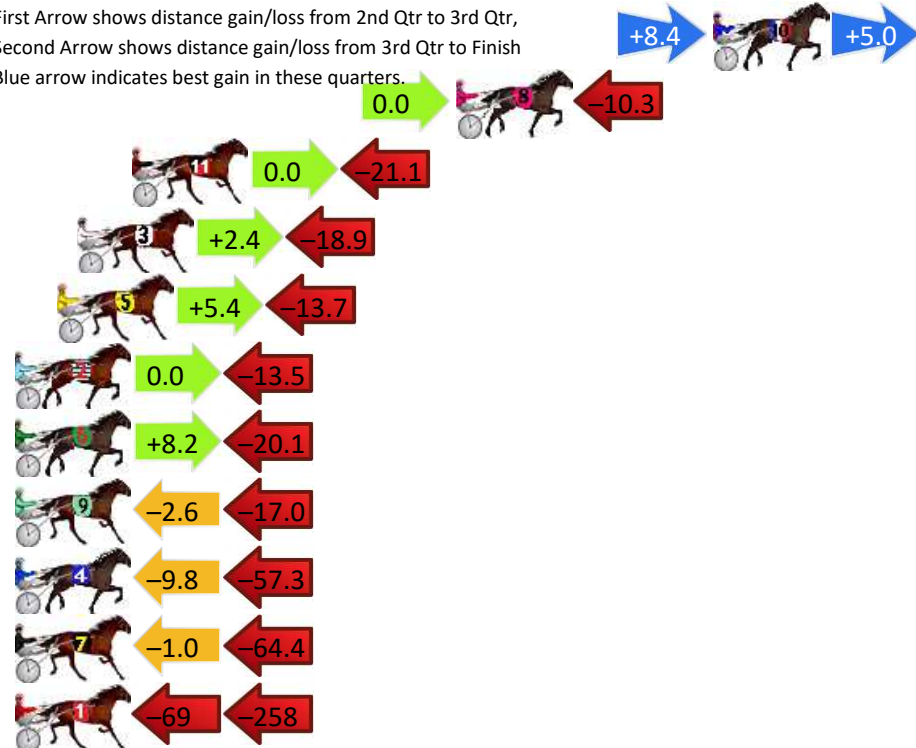
Gross Time: 2:43.40 MileRate: 1:56.40 LeadTime: 45.00s First Qtr: 29.60s Second Qtr: 30.10s Third Qtr: 29.70s Fourth Qtr: 29.00s

DATA TABLE: 800 / 400 Posi's are position from leader and (how wide the horse was at that position)

NoHorse	Plc	Mar	800 Posi	400 Posi	Time	3rd Qtr	4th Qt
10 Glitter Aint Gold	1	0.0m	13.4m (1)	5.0m (2)	2:43.40	29.08s	28.64s
8 Novanta Rising	2	10.3m	0.0m (0)	0.0m (0)	2:44.18	29.71s	29.74s
11 Pops Legacy	3	23.3m	2.2m (1)	2.2m (1)	2:45.17	29.72s	30.52s
3 Alwaysbmypony	4	25.5m	9.0m (1)	6.6m (0)	2:45.34	29.54s	30.36s
5 Terryrama	5	26.3m	18.0m (1)	12.6m (2)	2:45.40	29.32s	29.99s
2 Lucky Punt	6	33.1m	19.6m (0)	19.6m (1)	2:45.92	29.71s	29.97s
6 McLean	7	34.7m	22.8m (1)	14.6m (1)	2:46.04	29.12s	30.45s
9 Alwaysbminnie	8	35.2m	15.6m (0)	18.2m (2)	2:46.08	29.90s	30.23s
4 Vamos	9	71.9m	4.8m (0)	14.6m (0)	2:48.87	30.46s	33.13s
7 Take Out	10	89.2m	23.8m (0)	24.8m (0)	2:50.19	29.83s	33.64s
1 Wattosblazeofglory	11	337.5m	11.6m (0)	80.0m (0)	3:09.08	34.91s	47.56s

Finish Position and metres gained

First Arrow shows distance gain/loss from 2nd Qtr to 3rd Qtr,
Second Arrow shows distance gain/loss from 3rd Qtr to Finish
Blue arrow indicates best gain in these quarters.



800

Visual positions in race at 2nd Quarter



400

Visual positions in race at 3rd Quarter



Powered by
PJ Harness Analyser

Sectional Analysis Software
Not just form | Free Trial

www.facebook.com/PJHarnessRacing



RISE Digital, Harness Racing Australia nor the provider accepts any responsibility for the completeness or accuracy of any of the information contained herein, and makes no representations about its suitability for any particular purpose. Users should make their own judgements about those matters and/or seek independent advice. You assume all risks associated with use of data provided on this page

Bathurst Race 4 Distance 2260m

Wednesday, 30 April 2025

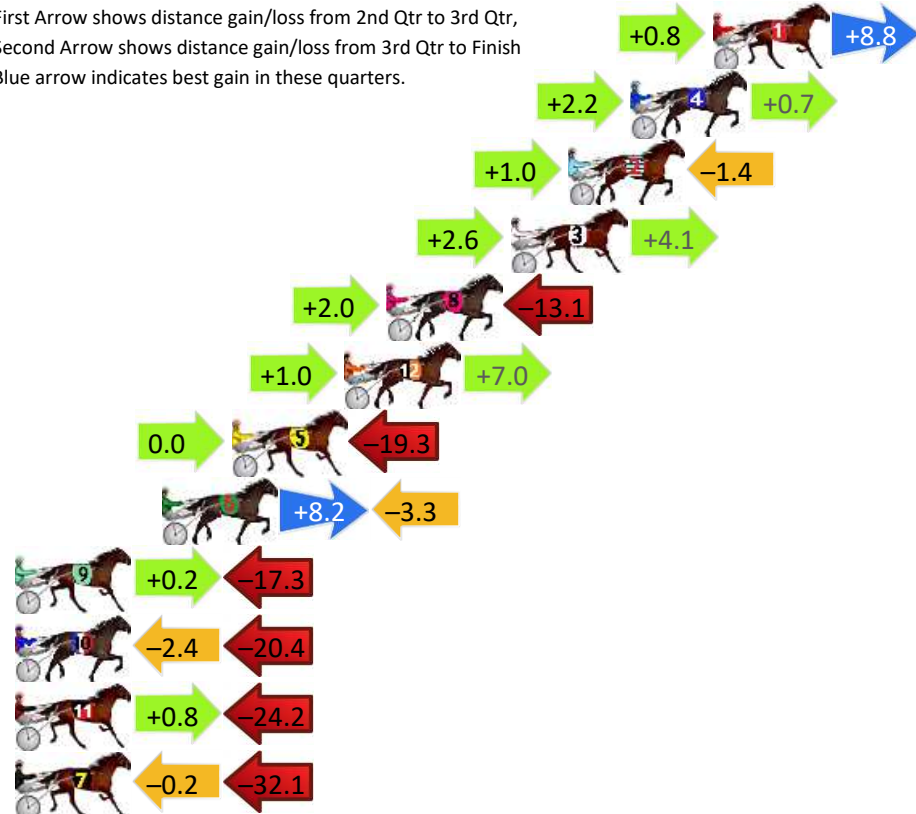
Gross Time: 2:45.90 MileRate: 1:58.10 LeadTime: 46.50s First Qtr: 31.20s Second Qtr: 29.60s Third Qtr: 28.70s Fourth Qtr: 29.90s

DATA TABLE: 800 / 400 Posi's are position from leader and (how wide the horse was at that position)

No	Horse	Plc	Mar	800 Posi	400 Posi	Time	3rd Qtr	4th Qt
1	Better Shush	1	0.0m	9.6m (0)	8.8m (0)	2:45.90	28.65s	29.25s
4	Art Of Terror	2	3.3m	6.2m (1)	4.0m (1)	2:46.16	28.54s	29.85s
2	Hunter Shannon	3	5.8m	5.4m (0)	4.4m (0)	2:46.35	28.63s	30.00s
3	Rebounder	4	8.1m	14.8m (1)	12.2m (2)	2:46.53	28.52s	29.60s
8	Fashion Icon	5	13.1m	2.0m (1)	0.0m (1)	2:46.93	28.53s	30.87s
12	Beachride	6	14.8m	22.8m (1)	21.8m (3)	2:47.06	28.64s	29.38s
5	Kick The Switch	7	19.3m	0.0m (0)	0.0m (0)	2:47.41	28.67s	31.33s
6	Always Adorned	8	22.1m	27.0m (1)	18.8m (1)	2:47.63	28.10s	30.15s
9	Tamanisha Terror	9	30.7m	13.6m (0)	13.4m (0)	2:48.30	28.66s	31.19s
10	Tulhurst Timmy	10	40.8m	18.0m (0)	20.4m (0)	2:49.10	28.84s	31.42s
11	Magic Matteo	11	42.2m	18.8m (1)	18.0m (2)	2:49.21	28.61s	31.70s
7	Karinya Gill	12	42.9m	10.6m (1)	10.8m (1)	2:49.26	28.67s	32.29s

Finish Position and metres gained

First Arrow shows distance gain/loss from 2nd Qtr to 3rd Qtr,
Second Arrow shows distance gain/loss from 3rd Qtr to Finish
Blue arrow indicates best gain in these quarters.



Visual positions in race at 2nd Quarter



Visual positions in race at 3rd Quarter



Powered by
PJ Harness Analyser

Sectional Analysis Software
Not just form | Free Trial

www.facebook.com/PJHarnessRacing



RISE Digital, Harness Racing Australia nor the provider accepts any responsibility for the completeness or accuracy of any of the information contained herein, and makes no representations about its suitability for any particular purpose. Users should make their own judgements about those matters and/or seek independent advice. You assume all risks associated with use of data provided on this page

Bathurst Race 5 Distance 1730m

Wednesday, 30 April 2025

Gross Time: 2:05.80 MileRate: 1:57.00 LeadTime: 8.00s First Qtr: 29.00s Second Qtr: 30.60s Third Qtr: 28.50s Fourth Qtr: 29.70s

DATA TABLE: 800 / 400 Posi's are position from leader and (how wide the horse was at that position)

No	Horse	Plc	Mar	800 Posi	400 Posi	Time	3rd Qtr	4th Qt
1	Drive To The Beach	1	0.0m	4.2m (0)	4.4m (0)	2:05.80	28.52s	29.38s
2	Skittle Bomb	2	0.2m	0.0m (0)	0.0m (0)	2:05.82	28.50s	29.71s
3	Kadar	3	0.8m	14.0m (1)	14.8m (1)	2:05.86	28.58s	28.67s
9	Saint Emilion	4	1.9m	8.2m (0)	9.0m (0)	2:05.95	28.57s	29.18s
6	Bettor Keppel	5	3.3m	12.2m (0)	13.4m (0)	2:06.06	28.60s	28.95s
8	Holy Camp Dillon	6	6.9m	17.2m (0)	18.6m (0)	2:06.34	28.62s	28.84s
4	Im Desirable	7	8.0m	5.2m (1)	6.4m (1)	2:06.42	28.58s	29.82s
7	Pas De Cheval	8	8.8m	0.6m (1)	1.4m (1)	2:06.48	28.55s	30.25s
10	Mighty Flying Art	9	16.5m	9.6m (1)	10.6m (1)	2:07.08	28.56s	30.14s

Finish Position and metres gained

First Arrow shows distance gain/loss from 2nd Qtr to 3rd Qtr,
Second Arrow shows distance gain/loss from 3rd Qtr to Finish
Blue arrow indicates best gain in these quarters.



800

Visual positions in race at 2nd Quarter



400

Visual positions in race at 3rd Quarter



Powered by



Harness Analyser

Sectional Analysis Software

Not just form | Free Trial

www.facebook.com/PJHarnessRacing



RISE Digital, Harness Racing Australia nor the provider accepts any responsibility for the completeness or accuracy of any of the information contained herein, and makes no representations about its suitability for any particular purpose. Users should make their own judgements about those matters and/or seek independent advice. You assume all risks associated with use of data provided on this page

Bathurst Race 6 Distance 1730m

Wednesday, 30 April 2025


Gross Time: 2:06.10 MileRate: 1:57.30 LeadTime: 8.00s First Qtr: 29.10s Second Qtr: 29.80s Third Qtr: 29.00s Fourth Qtr: 30.20s

DATA TABLE: 800 / 400 Posi's are position from leader and (how wide the horse was at that position)

No	Horse	Plc	Mar	800 Posi	400 Posi	Time	3rd Qtr	4th Qt
5	Time To Torque	1	0.0m	19.6m (1)	15.6m (2)	2:06.10	28.73s	29.03s
9	Sharper Memory	2	1.9m	8.0m (0)	8.0m (0)	2:06.25	29.01s	29.74s
8	The Rogue I Am	3	4.1m	16.8m (0)	15.4m (1)	2:06.42	28.91s	29.35s
1	Bellaganoosh	4	7.4m	4.0m (0)	4.0m (0)	2:06.69	28.99s	30.46s
10	Surprise Landing	5	7.6m	15.6m (1)	11.6m (2)	2:06.70	28.71s	29.90s
7	Jungle Beauty	6	9.5m	21.0m (0)	20.4m (0)	2:06.85	28.97s	29.38s
6	Tisbury Rocks	7	10.3m	7.8m (1)	4.2m (1)	2:06.91	28.73s	30.66s
3	Rockindownunder	8	15.7m	11.6m (1)	7.6m (2)	2:07.34	28.69s	30.81s
4	Backwards First	9	17.2m	0.0m (0)	0.0m (0)	2:07.46	28.97s	31.49s
2	Valentini	10	20.7m	12.2m (0)	12.2m (0)	2:07.74	28.99s	30.84s

Finish Position and metres gained

First Arrow shows distance gain/loss from 2nd Qtr to 3rd Qtr,
Second Arrow shows distance gain/loss from 3rd Qtr to Finish
Blue arrow indicates best gain in these quarters.



800

Visual positions in race at 2nd Quarter



400

Visual positions in race at 3rd Quarter



Powered by



Harness Analyser

Sectional Analysis Software

Not just form | Free Trial

www.facebook.com/PJHarnessRacing



RISE Digital, Harness Racing Australia nor the provider accepts any responsibility for the completeness or accuracy of any of the information contained herein, and makes no representations about its suitability for any particular purpose. Users should make their own judgements about those matters and/or seek independent advice. You assume all risks associated with use of data provided on this page

Bathurst Race 7 Distance 1730m

Wednesday, 30 April 2025


Gross Time: 2:07.30 MileRate: 1:58.40 LeadTime: 8.40s First Qtr: 28.30s Second Qtr: 31.20s Third Qtr: 29.70s Fourth Qtr: 29.70s

DATA TABLE: 800 / 400 Posi's are position from leader and (how wide the horse was at that position)

No	Horse	Plc	Mar	800 Posi	400 Posi	Time	3rd Qtr	4th Qt
6	Mammals Girl	1	0.0m	12.0m (1)	11.2m (2)	2:07.30	29.64s	28.87s
1	Yarraman Jolt	2	7.6m	0.0m (0)	0.0m (0)	2:07.89	29.70s	30.26s
3	Our Triple Major	3	7.8m	7.8m (1)	7.0m (2)	2:07.91	29.64s	29.76s
2	She The Devil	4	9.4m	12.4m (0)	13.2m (0)	2:08.03	29.76s	29.42s
8	Helens Boy	5	11.2m	16.4m (1)	15.0m (3)	2:08.17	29.60s	29.42s
10	The Dancer	6	12.8m	8.4m (0)	8.8m (0)	2:08.30	29.73s	30.00s
9	Millwood Grace	7	14.0m	4.0m (0)	4.4m (0)	2:08.39	29.73s	30.41s
7	Zachary Shannon	8	14.9m	16.4m (0)	17.4m (0)	2:08.46	29.77s	29.52s
5	Papenhuyzen	9	19.1m	3.8m (1)	3.6m (1)	2:08.79	29.69s	30.84s


Finish Position and metres gained

First Arrow shows distance gain/loss from 2nd Qtr to 3rd Qtr,
Second Arrow shows distance gain/loss from 3rd Qtr to Finish
Blue arrow indicates best gain in these quarters.



800

Visual positions in race at 2nd Quarter



400

Visual positions in race at 3rd Quarter



Powered by



Harness Analyser

Sectional Analysis Software

Not just form | Free Trial

www.facebook.com/PJHarnessRacing



RISE Digital, Harness Racing Australia nor the provider accepts any responsibility for the completeness or accuracy of any of the information contained herein, and makes no representations about its suitability for any particular purpose. Users should make their own judgements about those matters and/or seek independent advice. You assume all risks associated with use of data provided on this page

Bathurst Race 8 Distance 1730m

Wednesday, 30 April 2025


Gross Time: 2:07.20 MileRate: 1:58.40 LeadTime: 8.30s First Qtr: 28.70s Second Qtr: 31.00s Third Qtr: 29.30s Fourth Qtr: 29.90s

DATA TABLE: 800 / 400 Posi's are position from leader and (how wide the horse was at that position)

No	Horse	Plc	Mar	800 Posi	400 Posi	Time	3rd Qtr	4th Qt
4	Hoppalongpog	1	0.0m	8.4m (1)	0.0m (1)	2:07.20	28.68s	29.90s
7	Gdansk	2	3.8m	17.8m (1)	13.2m (2)	2:07.50	28.97s	29.20s
1	Ultimate Cookie	3	4.3m	8.8m (0)	10.6m (0)	2:07.54	29.44s	29.43s
9	Tulhurst Partygirl	4	5.5m	12.8m (0)	14.6m (0)	2:07.63	29.44s	29.22s
8	Krista Bellita	5	6.8m	22.2m (1)	16.4m (1)	2:07.73	28.88s	29.19s
2	Jasperstimetoshine	6	8.0m	4.8m (0)	6.2m (0)	2:07.83	29.40s	30.03s
6	Zaras Special	7	9.9m	16.8m (0)	12.4m (1)	2:07.98	28.98s	29.71s
3	Grace Shannon	8	17.0m	0.0m (0)	1.8m (0)	2:08.53	29.42s	31.03s
10	Hall Most An Angel	9	18.3m	12.4m (1)	9.0m (2)	2:08.63	29.04s	30.59s
5	Lucky In America	10	59.8m	3.8m (1)	8.4m (1)	2:11.88	29.60s	33.72s

Finish Position and metres gained

First Arrow shows distance gain/loss from 2nd Qtr to 3rd Qtr,
Second Arrow shows distance gain/loss from 3rd Qtr to Finish
Blue arrow indicates best gain in these quarters.



800

Visual positions in race at 2nd Quarter



400

Visual positions in race at 3rd Quarter



Powered by



Harness Analyser

Sectional Analysis Software

Not just form | Free Trial

www.facebook.com/PJHarnessRacing



RISE Digital, Harness Racing Australia nor the provider accepts any responsibility for the completeness or accuracy of any of the information contained herein, and makes no representations about its suitability for any particular purpose. Users should make their own judgements about those matters and/or seek independent advice. You assume all risks associated with use of data provided on this page

Bathurst Race 9 Distance 1730m

Wednesday, 30 April 2025

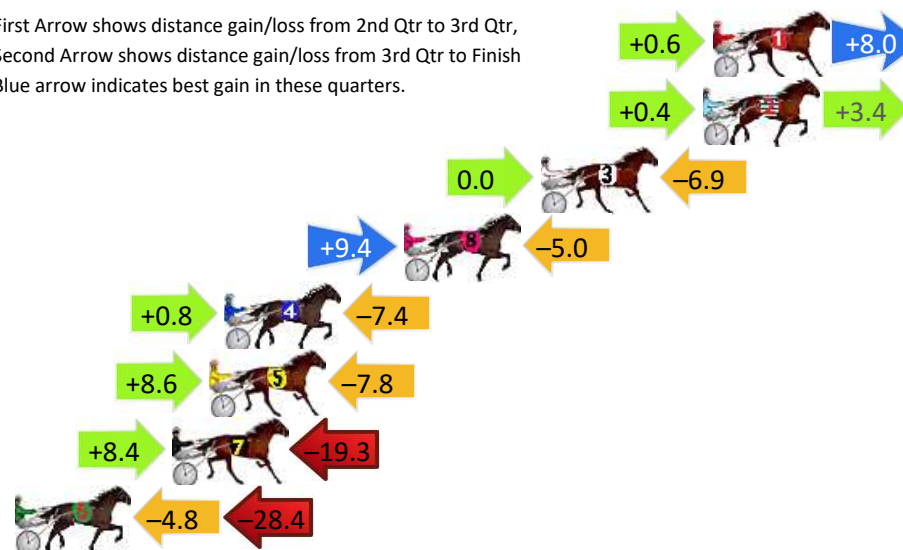
Gross Time: 2:09.30 MileRate: 2:00.30 LeadTime: 8.10s First Qtr: 29.60s Second Qtr: 31.70s Third Qtr: 29.90s Fourth Qtr: 30.00s

DATA TABLE: 800 / 400 Posi's are position from leader and (how wide the horse was at that position)

NoHorse	Plc	Mar	800 Posi	400 Posi	Time	3rd Qtr	4th Qt
1 Cheval Julia	1	0.0m	8.6m (0)	8.0m (0)	2:09.30	29.86s	29.40s
2 Californiaprincess	2	0.4m	4.2m (0)	3.8m (0)	2:09.33	29.87s	29.75s
3 Aurora Mighty Rob	3	6.9m	0.0m (0)	0.0m (0)	2:09.84	29.90s	30.51s
8 Midnight Haze	4	12.4m	16.8m (1)	7.4m (1)	2:10.27	29.20s	30.37s
4 Theresheawas	5	19.6m	13.0m (0)	12.2m (0)	2:10.84	29.84s	30.55s
5 Rocknroll Bling	6	20.2m	21.0m (1)	12.4m (1)	2:10.89	29.26s	30.58s
7 Kellys Colours	7	21.7m	10.8m (1)	2.4m (1)	2:11.01	29.27s	31.44s
6 Electra Del	8	50.2m	17.0m (0)	21.8m (0)	2:13.24	30.25s	32.12s

Finish Position and metres gained

First Arrow shows distance gain/loss from 2nd Qtr to 3rd Qtr,
Second Arrow shows distance gain/loss from 3rd Qtr to Finish
Blue arrow indicates best gain in these quarters.



800

Visual positions in race at 2nd Quarter



400

Visual positions in race at 3rd Quarter



Powered by



Harness Analyser

Sectional Analysis Software

Not just form | Free Trial

www.facebook.com/PJHarnessRacing



RISE Digital, Harness Racing Australia nor the provider accepts any responsibility for the completeness or accuracy of any of the information contained herein, and makes no representations about its suitability for any particular purpose. Users should make their own judgements about those matters and/or seek independent advice. You assume all risks associated with use of data provided on this page