

Penrith Race 1 Distance 1720m

Thursday, 1 May 2025


Gross Time: 2:06.80 MileRate: 1:58.70 LeadTime: 7.50s First Qtr: 29.50s Second Qtr: 31.70s Third Qtr: 29.40s Fourth Qtr: 28.70s

DATA TABLE: 800 / 400 Posi's are position from leader and (how wide the horse was at that position)

No	Horse	Plc	Mar	800 Posi	400 Posi	Time	3rd Qtr	4th Qt
4	Lani Kai Beach	1	0.0m	4.4m (1)	4.6m (1)	2:06.80	29.41s	28.37s
8	Crown Mojo	2	4.7m	8.2m (1)	8.2m (1)	2:07.15	29.40s	28.45s
7	Diletto	3	8.3m	7.6m (0)	8.4m (0)	2:07.43	29.46s	28.69s
1	Clementsorrell	4	14.2m	3.8m (0)	4.2m (0)	2:07.87	29.44s	29.41s
2	Seamark	5	16.2m	0.0m (0)	0.0m (0)	2:08.02	29.41s	29.86s
6	Lynnsanity	6	18.0m	0.4m (1)	0.6m (1)	2:08.16	29.43s	29.94s
9	Rocksie Rock	7	19.2m	12.0m (1)	8.8m (2)	2:08.25	29.18s	29.44s
10	Stellina	8	24.8m	16.0m (1)	12.8m (2)	2:08.67	29.18s	29.56s
5	Brookessmartdancer	9	26.2m	10.6m (2)	4.4m (2)	2:08.77	28.97s	30.26s
3	Imfeelingit	10	27.2m	11.8m (0)	12.8m (1)	2:08.85	29.48s	29.73s

Finish Position and metres gained

First Arrow shows distance gain/loss from 2nd Qtr to 3rd Qtr,
Second Arrow shows distance gain/loss from 3rd Qtr to Finish
Blue arrow indicates best gain in these quarters.



800

Visual positions in race at 2nd Quarter



400

Visual positions in race at 3rd Quarter



Powered by



Harness Analyser

Sectional Analysis Software

Not just form | Free Trial

www.facebook.com/PJHarnessRacing



RISE Digital, Harness Racing Australia nor the provider accepts any responsibility for the completeness or accuracy of any of the information contained herein, and makes no representations about its suitability for any particular purpose. Users should make their own judgements about those matters and/or seek independent advice. You assume all risks associated with use of data provided on this page

Penrith Race 2 Distance 2125m

Thursday, 1 May 2025



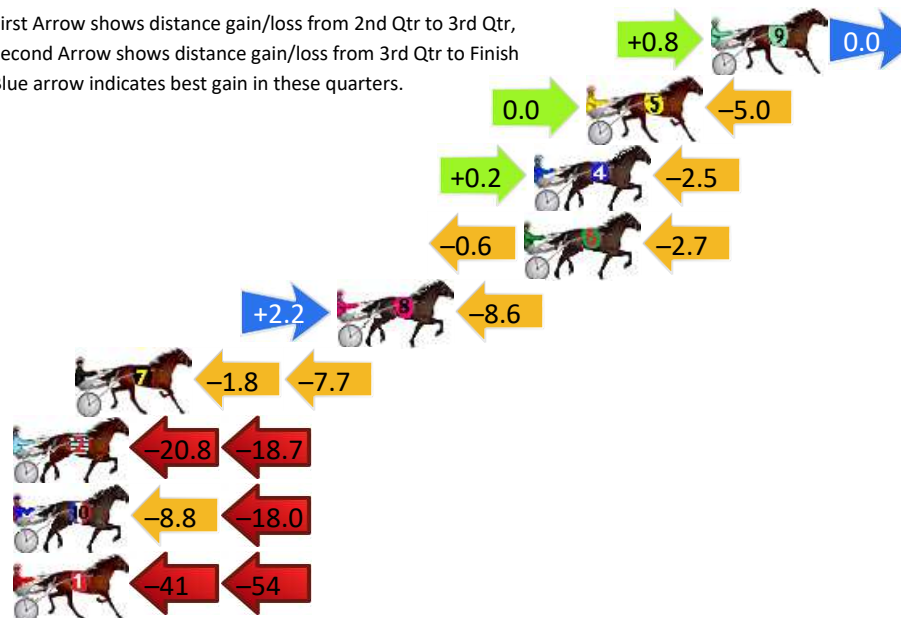
Gross Time: 2:33.60 MileRate: 1:56.30 LeadTime: 36.20s First Qtr: 29.60s Second Qtr: 28.80s Third Qtr: 29.00s Fourth Qtr: 30.00s

DATA TABLE: 800 / 400 Posi's are position from leader and (how wide the horse was at that position)

NoHorse	Plc	Mar	800 Posi	400 Posi	Time	3rd Qtr	4th Qt
9 Major Statement	1	0.0m	0.8m (1)	0.0m (1)	2:33.60	28.94s	30.00s
5 Kates Virtue	2	5.0m	0.0m (0)	0.0m (0)	2:33.99	28.99s	30.37s
4 Memphis Fury	3	7.1m	4.8m (1)	4.6m (1)	2:34.16	28.98s	30.19s
6 Zen Master	4	7.5m	4.2m (0)	4.8m (0)	2:34.19	29.04s	30.20s
8 Grey Cadillac	5	15.0m	8.6m (1)	6.4m (2)	2:34.78	28.83s	30.64s
7 Mizzz Adele	6	25.5m	16.0m (0)	17.8m (0)	2:35.60	29.12s	30.57s
2 Tigernator	7	48.7m	9.2m (0)	30.0m (0)	2:37.43	30.50s	31.39s
10 Tristar For Chris	8	60.0m	33.2m (1)	42.0m (0)	2:38.31	29.62s	31.34s
1 For Three Reasons	9	123.3m	29.8m (0)	70.0m (0)	2:43.29	31.88s	33.98s

Finish Position and metres gained

First Arrow shows distance gain/loss from 2nd Qtr to 3rd Qtr,
Second Arrow shows distance gain/loss from 3rd Qtr to Finish
Blue arrow indicates best gain in these quarters.



Penrith Race 3 Distance 1720m

Thursday, 1 May 2025


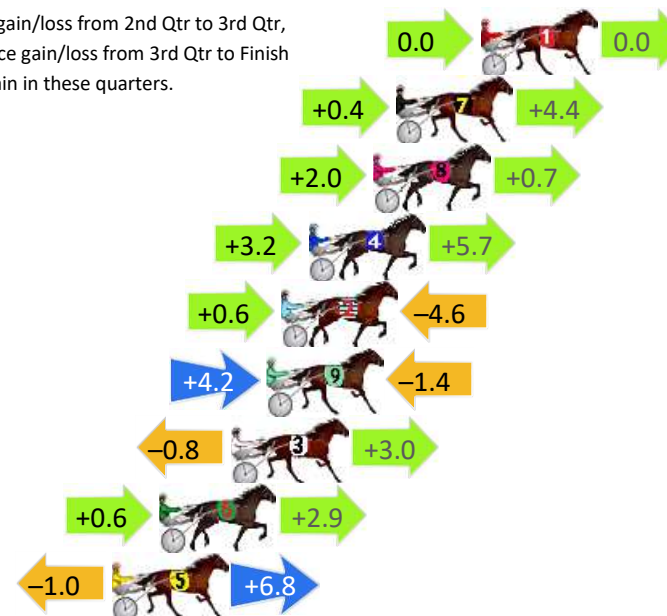
Gross Time: 2:03.90 MileRate: 1:55.90 LeadTime: 7.40s First Qtr: 28.40s Second Qtr: 30.50s Third Qtr: 28.70s Fourth Qtr: 28.90s

DATA TABLE: 800 / 400 Posi's are position from leader and (how wide the horse was at that position)

No	Horse	Plc	Mar	800 Posi	400 Posi	Time	3rd Qtr	4th Qt
1	American Werewolf	1	0.0m	0.0m (0)	0.0m (0)	2:03.90	28.70s	28.90s
7	Better Harley	2	3.4m	8.2m (0)	7.8m (0)	2:04.16	28.67s	28.58s
8	Hot Cruise Control	3	4.3m	7.0m (1)	5.0m (2)	2:04.23	28.56s	28.85s
4	Rays Redemption	4	6.9m	15.8m (1)	12.6m (2)	2:04.42	28.47s	28.49s
2	Dan Fernando	5	8.0m	4.0m (0)	3.4m (1)	2:04.51	28.66s	29.23s
9	Bettine	6	8.6m	11.4m (1)	7.2m (3)	2:04.55	28.40s	29.00s
3	Bobby Waterhouse	7	10.0m	12.2m (0)	13.0m (0)	2:04.66	28.76s	28.68s
6	Whereishe	8	12.9m	16.4m (0)	15.8m (1)	2:04.88	28.66s	28.69s
5	Timely Sovereign	9	14.8m	20.6m (0)	21.6m (0)	2:05.02	28.77s	28.41s

Finish Position and metres gained

First Arrow shows distance gain/loss from 2nd Qtr to 3rd Qtr,
Second Arrow shows distance gain/loss from 3rd Qtr to Finish
Blue arrow indicates best gain in these quarters.



800

Visual positions in race at 2nd Quarter



400

Visual positions in race at 3rd Quarter



Powered by



Harness Analyser

Sectional Analysis Software

Not just form | Free Trial

www.facebook.com/PJHarnessRacing



RISE Digital, Harness Racing Australia nor the provider accepts any responsibility for the completeness or accuracy of any of the information contained herein, and makes no representations about its suitability for any particular purpose. Users should make their own judgements about those matters and/or seek independent advice. You assume all risks associated with use of data provided on this page

Penrith Race 4 Distance 1720m

Thursday, 1 May 2025

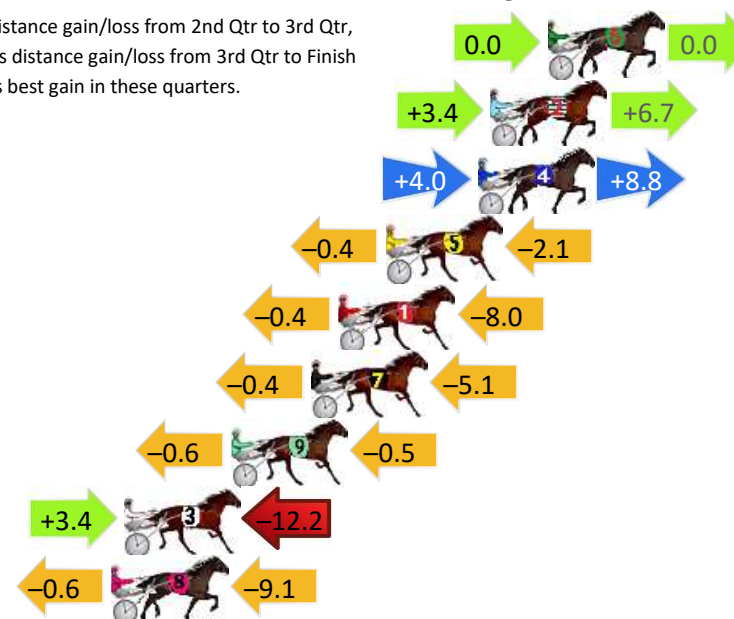
Gross Time: 2:06.00 MileRate: 1:57.90 LeadTime: 7.40s First Qtr: 29.40s Second Qtr: 31.10s Third Qtr: 29.20s Fourth Qtr: 28.90s

DATA TABLE: 800 / 400 Posi's are position from leader and (how wide the horse was at that position)

No	Horse	Plc	Mar	800 Posi	400 Posi	Time	3rd Qtr	4th Qt
6	Boyzhavtime	1	0.0m	0.0m (1)	0.0m (1)	2:06.00	29.20s	28.90s
2	Royal Vincent	2	2.3m	12.4m (1)	9.0m (2)	2:06.17	28.95s	28.42s
4	Til Heavens Rockn	3	2.8m	15.6m (0)	11.6m (1)	2:06.21	28.91s	28.27s
5	Desiderio	4	6.5m	4.0m (1)	4.4m (1)	2:06.49	29.23s	29.05s
1	Madazalways	5	8.4m	0.0m (0)	0.4m (0)	2:06.64	29.23s	29.47s
7	Ima Queen Bee	6	9.5m	4.0m (0)	4.4m (0)	2:06.72	29.23s	29.27s
9	Polka Delight	7	12.7m	11.6m (0)	12.2m (0)	2:06.96	29.24s	28.94s
3	Charlies Ace	8	17.0m	8.2m (1)	4.8m (2)	2:07.29	28.96s	29.78s
8	Aureus	9	17.5m	7.8m (0)	8.4m (0)	2:07.33	29.25s	29.55s

Finish Position and metres gained

First Arrow shows distance gain/loss from 2nd Qtr to 3rd Qtr,
Second Arrow shows distance gain/loss from 3rd Qtr to Finish
Blue arrow indicates best gain in these quarters.



800

Visual positions in race at 2nd Quarter



400

Visual positions in race at 3rd Quarter



Powered by



Harness Analyser

Sectional Analysis Software

Not just form | Free Trial

www.facebook.com/PJHarnessRacing



RISE Digital, Harness Racing Australia nor the provider accepts any responsibility for the completeness or accuracy of any of the information contained herein, and makes no representations about its suitability for any particular purpose. Users should make their own judgements about those matters and/or seek independent advice. You assume all risks associated with use of data provided on this page

Penrith Race 5 Distance 1720m

Thursday, 1 May 2025


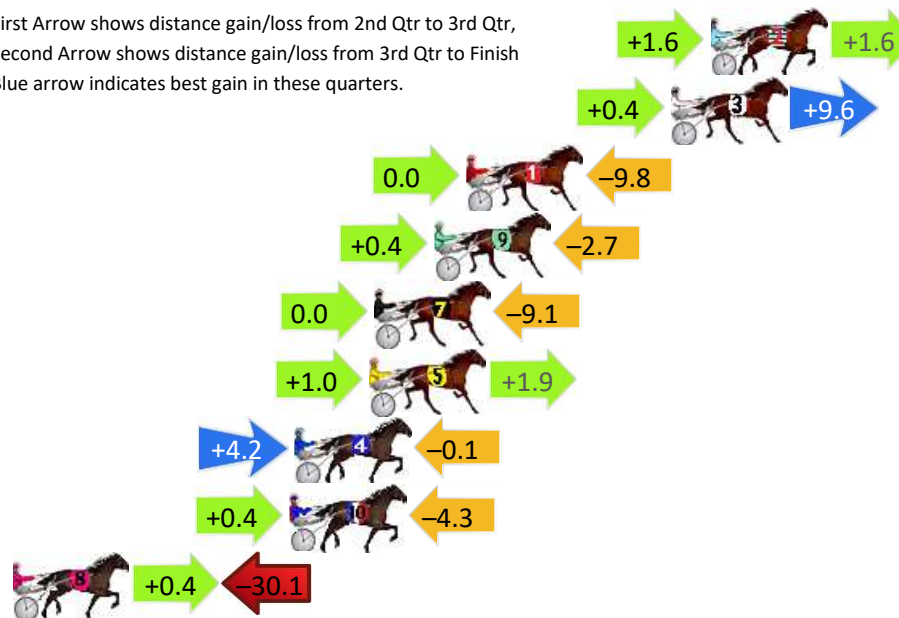
Gross Time: 2:02.50 MileRate: 1:54.60 LeadTime: 7.50s First Qtr: 28.60s Second Qtr: 29.00s Third Qtr: 28.30s Fourth Qtr: 29.10s

DATA TABLE: 800 / 400 Posi's are position from leader and (how wide the horse was at that position)

No	Horse	Plc	Mar	800 Posi	400 Posi	Time	3rd Qtr	4th Qt
2	Raging Sea	1	0.0m	3.2m (1)	1.6m (1)	2:02.50	28.19s	28.98s
3	Radiant Amber	2	1.6m	11.6m (1)	11.2m (1)	2:02.62	28.28s	28.41s
1	Constantina	3	9.8m	0.0m (0)	0.0m (0)	2:03.25	28.29s	29.81s
9	Rio De Janeiro Blue	4	11.1m	8.8m (0)	8.4m (0)	2:03.35	28.27s	29.30s
7	Shades Of Heaven	5	13.5m	4.4m (0)	4.4m (0)	2:03.53	28.29s	29.76s
5	Ourtreacherous Reign	6	13.7m	16.6m (1)	15.6m (1)	2:03.55	28.23s	28.96s
4	Cover Girl	7	16.7m	20.8m (1)	16.6m (0)	2:03.77	28.00s	29.11s
10	Swedish Meatballs	8	16.9m	13.0m (0)	12.6m (0)	2:03.79	28.27s	29.41s
8	Bart Bentley	9	37.1m	7.4m (1)	7.0m (1)	2:05.33	28.24s	31.28s

Finish Position and metres gained

First Arrow shows distance gain/loss from 2nd Qtr to 3rd Qtr,
Second Arrow shows distance gain/loss from 3rd Qtr to Finish
Blue arrow indicates best gain in these quarters.



Visual positions in race at 2nd Quarter



Visual positions in race at 3rd Quarter



Penrith Race 6 Distance 1720m

Thursday, 1 May 2025


Gross Time: 2:05.30 MileRate: 1:57.20 LeadTime: 7.50s First Qtr: 29.60s Second Qtr: 30.50s Third Qtr: 28.60s Fourth Qtr: 29.10s

DATA TABLE: 800 / 400 Posi's are position from leader and (how wide the horse was at that position)

No	Horse	Plc	Mar	800 Posi	400 Posi	Time	3rd Qtr	4th Qt
10	Heavenly Reason	1	0.0m	1.6m (1)	0.0m (1)	2:05.30	28.49s	29.10s
7	Our Ultimate Layla	2	0.3m	8.4m (0)	9.2m (1)	2:05.32	28.66s	28.46s
9	Longtan Viper	3	7.1m	14.0m (1)	13.4m (1)	2:05.84	28.56s	28.64s
4	Tiger Eupheme	4	9.0m	5.6m (1)	4.8m (1)	2:05.99	28.54s	29.40s
1	Tommys Luck	5	15.1m	4.2m (0)	7.4m (0)	2:06.45	28.82s	29.66s
6	Mister Jones	6	15.4m	16.4m (0)	19.0m (0)	2:06.48	28.79s	28.84s
2	Ima Shinkansen	7	15.6m	9.6m (1)	9.0m (2)	2:06.49	28.55s	29.58s
5	Skye Mary Mac	8	16.5m	18.2m (1)	18.0m (2)	2:06.56	28.59s	28.99s
3	Dancing With My Ex	9	18.7m	0.0m (0)	2.8m (0)	2:06.73	28.79s	30.25s
8	Nevertoolate	10	19.3m	12.6m (0)	14.0m (0)	2:06.77	28.70s	29.48s

Finish Position and metres gained

First Arrow shows distance gain/loss from 2nd Qtr to 3rd Qtr, Second Arrow shows distance gain/loss from 3rd Qtr to Finish Blue arrow indicates best gain in these quarters.



800

Visual positions in race at 2nd Quarter



400

Visual positions in race at 3rd Quarter

Penrith Race 7 Distance 1720m

Thursday, 1 May 2025


Gross Time: 2:08.00 MileRate: 1:59.80 LeadTime: 7.70s First Qtr: 31.00s Second Qtr: 31.50s Third Qtr: 29.40s Fourth Qtr: 28.40s

DATA TABLE: 800 / 400 Posi's are position from leader and (how wide the horse was at that position)

No	Horse	Plc	Mar	800 Posi	400 Posi	Time	3rd Qtr	4th Qt
9	Jus Bling It	1	0.0m	3.0m (1)	1.6m (1)	2:08.00	29.30s	28.29s
2	Blisses Best	2	3.9m	4.0m (0)	4.0m (0)	2:08.29	29.40s	28.39s
1	Go Tess Go	3	4.3m	0.0m (0)	0.0m (0)	2:08.32	29.41s	28.70s
10	Gottadobettor	4	5.0m	16.2m (1)	5.4m (2)	2:08.37	28.62s	28.37s
3	Im No Gift	5	9.9m	7.4m (1)	5.6m (1)	2:08.74	29.28s	28.70s
8	Arma The Great	6	11.4m	11.8m (1)	10.6m (1)	2:08.85	29.31s	28.46s
7	Goodtime Miki	7	14.0m	8.2m (0)	9.0m (0)	2:09.04	29.46s	28.75s
4	Screenshot	8	16.0m	13.2m (0)	15.0m (0)	2:09.19	29.53s	28.47s
6	Betting On Courage	9	16.5m	20.8m (1)	12.6m (2)	2:09.23	28.82s	28.68s

Finish Position and metres gained

First Arrow shows distance gain/loss from 2nd Qtr to 3rd Qtr,
Second Arrow shows distance gain/loss from 3rd Qtr to Finish
Blue arrow indicates best gain in these quarters.



800

Visual positions in race at 2nd Quarter



400

Visual positions in race at 3rd Quarter



Penrith Race 8 Distance 1720m

Thursday, 1 May 2025

Gross Time: 2:07.00 MileRate: 1:58.80 LeadTime: 7.60s First Qtr: 29.80s Second Qtr: 29.80s Third Qtr: 29.60s Fourth Qtr: 30.20s

DATA TABLE: 800 / 400 Posi's are position from leader and (how wide the horse was at that position)

No	Horse	Plc	Mar	800 Posi	400 Posi	Time	3rd Qtr	4th Qt
1	Loumia	1	0.0m	0.0m (0)	0.0m (0)	2:07.00	29.60s	30.20s
2	Heskoalatee	2	3.9m	4.2m (0)	5.0m (0)	2:07.31	29.66s	30.12s
6	Addocar	3	6.0m	0.4m (1)	1.4m (1)	2:07.47	29.67s	30.55s
7	Chasin You	4	8.6m	9.4m (0)	11.4m (1)	2:07.68	29.75s	29.99s
10	Violet Jay	5	11.1m	16.4m (1)	14.6m (2)	2:07.88	29.47s	29.94s
5	Tigermac	6	18.8m	13.8m (0)	16.2m (0)	2:08.49	29.78s	30.40s
3	American Breeze	7	36.4m	5.6m (1)	7.0m (1)	2:09.88	29.68s	32.41s
9	Beautifully Put	8	61.9m	40.0m (0)	48.0m (0)	2:11.89	30.18s	31.24s
4	Pad Thai	9	123.5m	11.8m (1)	34.0m (0)	2:16.77	31.18s	36.92s
8	Peppi Gratz	10	154.0m	100.0m (0)	125.0m (0)	2:19.18	31.44s	32.38s

Finish Position and metres gained

First Arrow shows distance gain/loss from 2nd Qtr to 3rd Qtr,
Second Arrow shows distance gain/loss from 3rd Qtr to Finish
Blue arrow indicates best gain in these quarters.

