

Albury Race 1 Distance 1770m

Friday, 2 May 2025


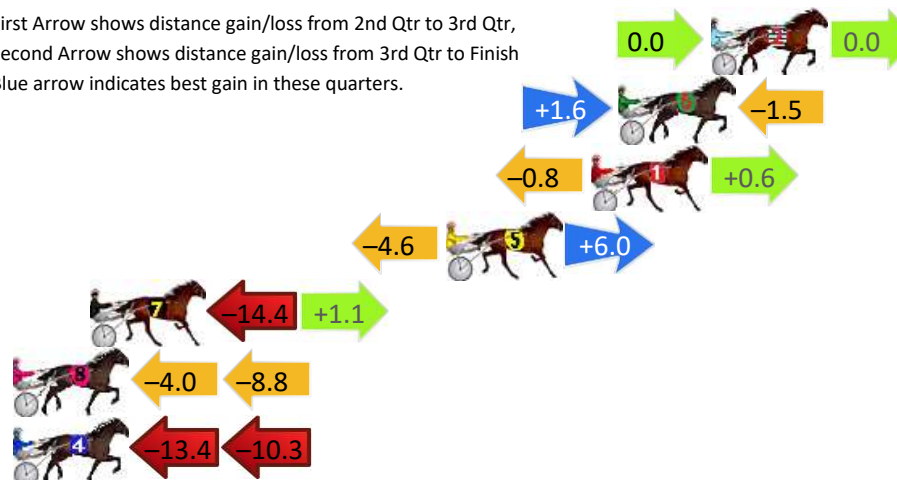
Gross Time: 2:14.90 MileRate: 2:02.70 LeadTime: 11.30s First Qtr: 30.30s Second Qtr: 32.90s Third Qtr: 29.50s Fourth Qtr: 30.90s

DATA TABLE: 800 / 400 Posi's are position from leader and (how wide the horse was at that position)

NoHorse	Plc	Mar	800 Posi	400 Posi	Time	3rd Qtr	4th Qt
2 Cullect A Starr	1	0.0m	0.0m (0)	0.0m (0)	2:14.90	29.50s	30.90s
6 Jets Reason	2	3.7m	3.8m (1)	2.2m (1)	2:15.20	29.38s	31.02s
1 Tatts Reason	3	4.8m	4.6m (0)	5.4m (0)	2:15.29	29.56s	30.85s
5 Tinnysmedad	4	10.6m	12.0m (0)	16.6m (0)	2:15.76	29.86s	30.44s
7 Yeah Nah	5	24.9m	11.6m (1)	26.0m (1)	2:16.91	30.58s	30.82s
8 Jungle Shark	6	46.8m	34.0m (0)	38.0m (0)	2:18.68	29.78s	31.58s
4 Cresco Belladonna	7	51.3m	27.6m (1)	41.0m (1)	2:19.05	30.49s	31.69s

Finish Position and metres gained

First Arrow shows distance gain/loss from 2nd Qtr to 3rd Qtr,
Second Arrow shows distance gain/loss from 3rd Qtr to Finish
Blue arrow indicates best gain in these quarters.



Albury Race 2 Distance 1770m

Friday, 2 May 2025




Gross Time: 2:14.30 MileRate: 2:02.10 LeadTime: 11.30s First Qtr: 30.80s Second Qtr: 31.50s Third Qtr: 29.80s Fourth Qtr: 30.90s

DATA TABLE: 800 / 400 Posi's are position from leader and (how wide the horse was at that position)

No	Horse	Plc	Mar	800 Posi	400 Posi	Time	3rd Qtr	4th Qt
1	Ifellindacreek	1	0.0m	0.0m (0)	0.0m (0)	2:14.30	29.80s	30.90s
5	Lookideal	2	2.9m	3.8m (1)	2.8m (1)	2:14.53	29.72s	30.91s
3	Gee Young	3	10.9m	8.4m (0)	9.0m (0)	2:15.18	29.84s	31.05s
8	Bagley Boy	4	19.2m	12.8m (1)	12.2m (1)	2:15.85	29.75s	31.44s
4	High Ho Silver	5	21.9m	17.6m (1)	16.8m (2)	2:16.07	29.73s	31.29s
6	Howsweetthesound	6	22.2m	19.6m (0)	17.4m (1)	2:16.09	29.63s	31.27s
7	Nice Won Gary	7	25.5m	4.0m (0)	4.2m (0)	2:16.36	29.79s	32.54s
9	Big Cool	8	31.2m	14.2m (0)	15.4m (0)	2:16.82	29.87s	32.11s
2	Wicked Wizard	9	351.2m	220.0m (0)	280.0m (0)	2:42.68	34.23s	36.37s

Finish Position and metres gained

First Arrow shows distance gain/loss from 2nd Qtr to 3rd Qtr,
Second Arrow shows distance gain/loss from 3rd Qtr to Finish
Blue arrow indicates best gain in these quarters.



Albury Race 3 Distance 2170m

Friday, 2 May 2025



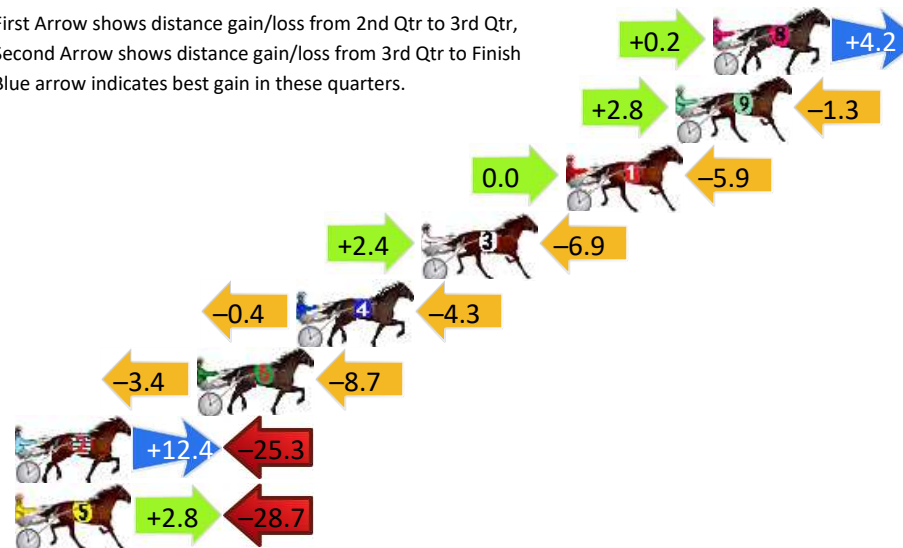
Gross Time: 2:43.00 MileRate: 2:00.90 LeadTime: 42.60s First Qtr: 30.90s Second Qtr: 30.60s Third Qtr: 29.50s Fourth Qtr: 29.40s

DATA TABLE: 800 / 400 Posi's are position from leader and (how wide the horse was at that position)

No	Horse	Plc	Mar	800 Posi	400 Posi	Time	3rd Qtr	4th Qt
8	Bolanalong	1	0.0m	4.4m (0)	4.2m (0)	2:43.00	29.48s	29.09s
9	Cee Cee Lou	2	1.5m	3.0m (1)	0.2m (1)	2:43.12	29.30s	29.50s
1	Financially Stable	3	5.9m	0.0m (0)	0.0m (0)	2:43.45	29.50s	29.83s
3	I Like What I See	4	11.7m	7.2m (1)	4.8m (1)	2:43.90	29.33s	29.90s
4	Jilliby Ryder	5	16.7m	12.0m (1)	12.4m (1)	2:44.29	29.53s	29.71s
6	Dashing Cowboy	6	20.7m	8.6m (0)	12.0m (0)	2:44.60	29.75s	30.04s
2	Royle Blood	7	29.7m	16.8m (1)	4.4m (2)	2:45.29	28.60s	31.25s
5	Sandys Ideal	8	47.7m	21.8m (1)	19.0m (0)	2:46.68	29.30s	31.50s

Finish Position and metres gained

First Arrow shows distance gain/loss from 2nd Qtr to 3rd Qtr,
Second Arrow shows distance gain/loss from 3rd Qtr to Finish
Blue arrow indicates best gain in these quarters.



Albury Race 4 Distance 1770m

Friday, 2 May 2025

Gross Time: 2:11.20

MileRate: 1:59.30

LeadTime: 11.00s

First Qtr: 30.80s

Second Qtr: 29.90s

Third Qtr: 29.00s

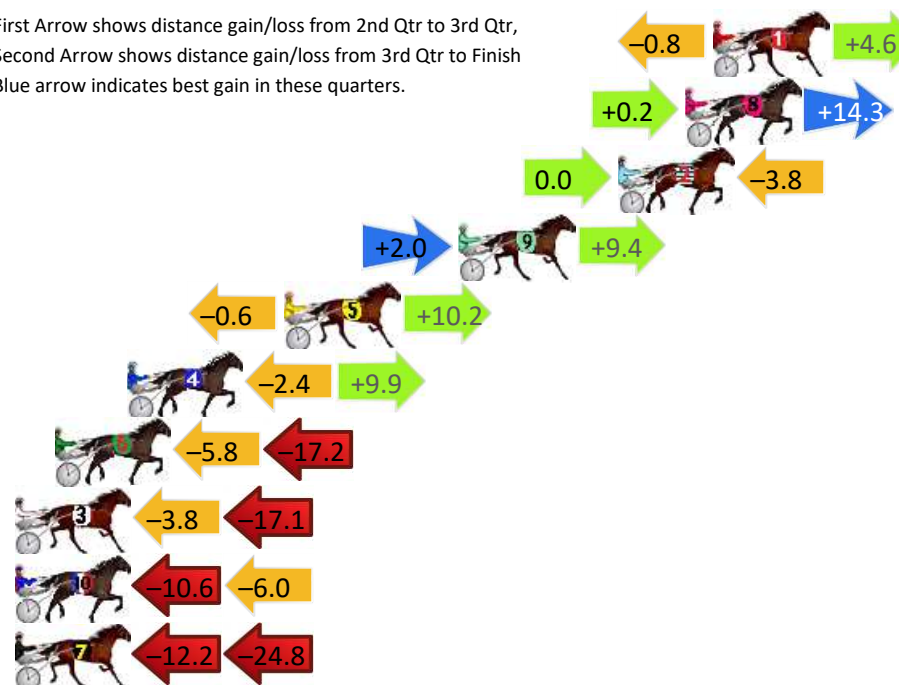
Fourth Qtr: 30.50s

DATA TABLE: 800 / 400 Posi's are position from leader and (how wide the horse was at that position)

No	Horse	Plc	Mar	800 Posi	400 Posi	Time	3rd Qtr	4th Qt
1	The Mountain	1	0.0m	3.8m (0)	4.6m (0)	2:11.20	29.07s	30.15s
8	Arraps	2	1.1m	15.6m (1)	15.4m (1)	2:11.29	29.01s	29.42s
2	Classic Beesmack	3	3.8m	0.0m (0)	0.0m (0)	2:11.50	28.99s	30.79s
9	Betterthantheboyz	4	10.2m	21.6m (1)	19.6m (0)	2:12.01	28.87s	29.79s
5	Sneaky Philtra	5	17.2m	26.8m (1)	27.4m (1)	2:12.57	29.06s	29.73s
4	Bettors Moon	6	23.5m	31.0m (0)	33.4m (1)	2:13.08	29.20s	29.75s
6	Myruna	7	26.4m	3.4m (1)	9.2m (1)	2:13.31	29.40s	31.80s
3	Adieu Mikennis	8	30.1m	9.2m (1)	13.0m (0)	2:13.60	29.25s	31.80s
10	Oktolove	9	42.4m	25.8m (0)	36.4m (0)	2:14.58	29.77s	30.95s
7	Hartnett	10	56.6m	19.6m (0)	31.8m (0)	2:15.72	29.86s	32.38s

Finish Position and metres gained

First Arrow shows distance gain/loss from 2nd Qtr to 3rd Qtr,
Second Arrow shows distance gain/loss from 3rd Qtr to Finish
Blue arrow indicates best gain in these quarters.



800



400



Albury Race 5 Distance 2170m

Friday, 2 May 2025

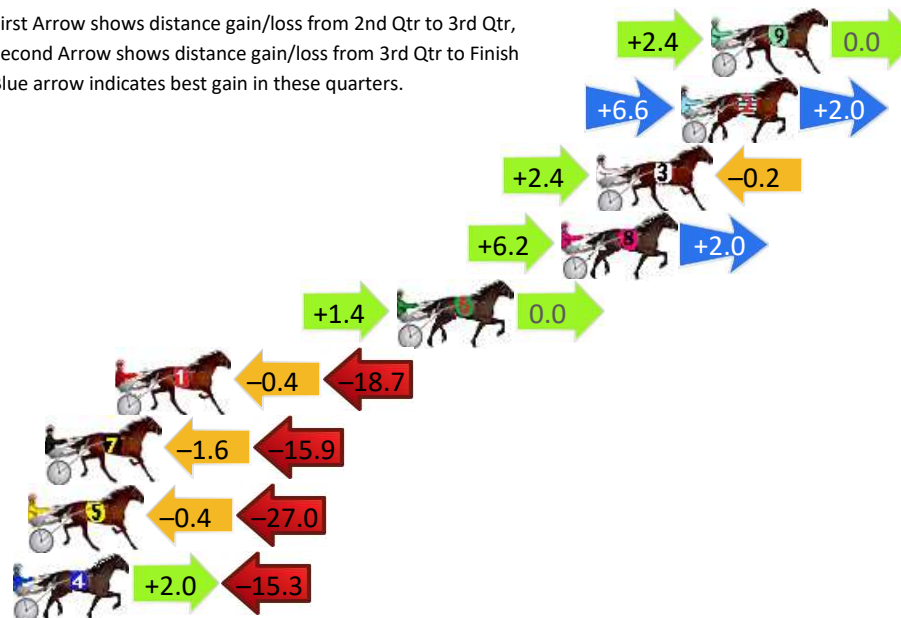
Gross Time: 2:44.20 MileRate: 2:01.80 LeadTime: 41.40s First Qtr: 31.10s Second Qtr: 31.40s Third Qtr: 30.20s Fourth Qtr: 30.10s

DATA TABLE: 800 / 400 Posi's are position from leader and (how wide the horse was at that position)

NoHorse	Plc	Mar	800 Posi	400 Posi	Time	3rd Qtr	4th Qt
9 Braebeach	1	0.0m	2.4m (1)	0.0m (1)	2:44.20	30.02s	30.10s
2 Art On Fire	2	1.2m	9.8m (2)	3.2m (2)	2:44.29	29.71s	29.95s
3 Epic Orion	3	4.6m	6.8m (1)	4.4m (1)	2:44.56	30.02s	30.11s
8 Aliza Hill	4	6.0m	14.2m (1)	8.0m (2)	2:44.67	29.74s	29.95s
6 Cresco Threepeat	5	12.6m	14.0m (2)	12.6m (1)	2:45.19	30.10s	30.10s
1 Life Gets Better	6	23.9m	4.8m (0)	5.2m (0)	2:46.08	30.23s	31.50s
7 Shallow Beach	7	26.7m	9.2m (0)	10.8m (0)	2:46.30	30.32s	31.29s
5 Yering Soho	8	27.4m	0.0m (0)	0.4m (0)	2:46.36	30.23s	32.12s
4 Electra Girl	9	32.1m	18.8m (2)	16.8m (2)	2:46.73	30.05s	31.24s

Finish Position and metres gained

First Arrow shows distance gain/loss from 2nd Qtr to 3rd Qtr,
Second Arrow shows distance gain/loss from 3rd Qtr to Finish
Blue arrow indicates best gain in these quarters.



Visual positions in race at 2nd Quarter



Visual positions in race at 3rd Quarter

Albury Race 6 Distance 1770m

Friday, 2 May 2025

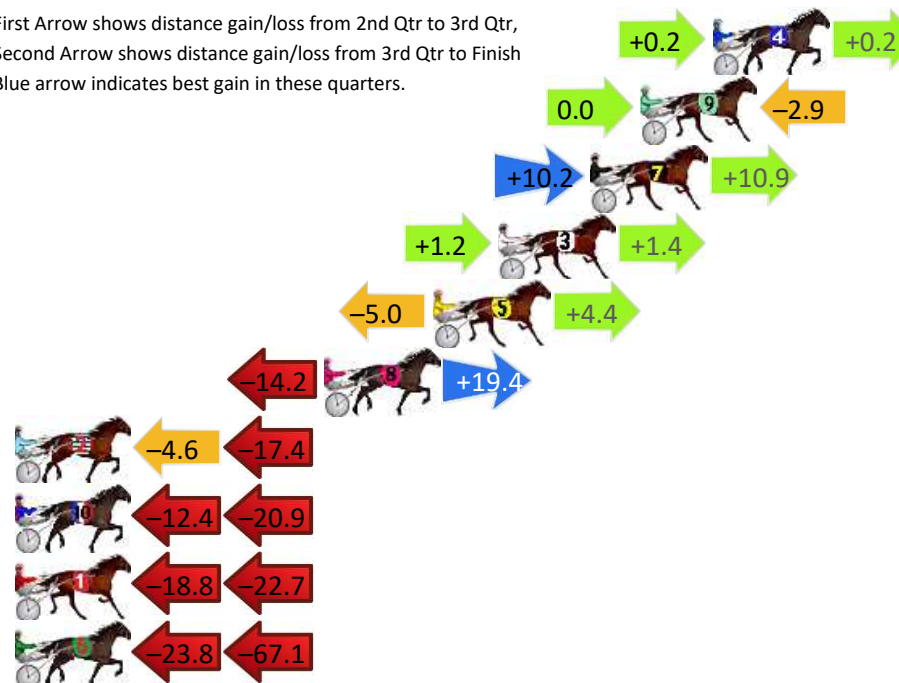
Gross Time: 2:11.40 MileRate: 1:59.40 LeadTime: 11.00s First Qtr: 29.70s Second Qtr: 31.00s Third Qtr: 28.80s Fourth Qtr: 30.90s

DATA TABLE: 800 / 400 Posi's are position from leader and (how wide the horse was at that position)

No	Horse	Plc	Mar	800 Posi	400 Posi	Time	3rd Qtr	4th Qt
4	Dove Lake	1	0.0m	0.4m (0)	0.2m (0)	2:11.40	28.79s	30.88s
9	Mahindi	2	2.9m	0.0m (1)	0.0m (1)	2:11.63	28.79s	31.12s
7	Ava Leanne	3	4.9m	26.0m (1)	15.8m (0)	2:11.80	28.07s	30.06s
3	Two More Diamonds	4	8.6m	11.2m (0)	10.0m (1)	2:12.10	28.71s	30.79s
5	View The Art	5	11.2m	10.6m (1)	15.6m (1)	2:12.31	29.18s	30.56s
8	Always Exclusif	6	15.6m	20.8m (1)	35.0m (1)	2:12.66	29.90s	29.41s
2	Seaside Ball Gown	7	28.0m	6.0m (0)	10.6m (0)	2:13.66	29.10s	32.24s
10	Haitch Vee Tee	8	62.5m	29.2m (0)	41.6m (1)	2:16.45	29.67s	32.51s
1	Puddndort	9	64.1m	22.6m (0)	41.4m (0)	2:16.58	30.14s	32.64s
6	La Feast	10	96.5m	5.6m (1)	29.4m (0)	2:19.20	30.39s	36.05s

Finish Position and metres gained

First Arrow shows distance gain/loss from 2nd Qtr to 3rd Qtr,
Second Arrow shows distance gain/loss from 3rd Qtr to Finish
Blue arrow indicates best gain in these quarters.



Visual positions in race at 2nd Quarter



800



Visual positions in race at 3rd Quarter



400



Powered by



Harness Analyser

Sectional Analysis Software

Not just form | Free Trial

www.facebook.com/PJHarnessRacing



RISE Digital, Harness Racing Australia nor the provider accepts any responsibility for the completeness or accuracy of any of the information contained herein, and makes no representations about its suitability for any particular purpose. Users should make their own judgements about those matters and/or seek independent advice. You assume all risks associated with use of data provided on this page

Albury Race 7 Distance 1770m

Friday, 2 May 2025

Gross Time: 2:10.50 MileRate: 1:58.60 LeadTime: 11.00s First Qtr: 30.00s Second Qtr: 32.20s Third Qtr: 29.30s Fourth Qtr: 28.00s

DATA TABLE: 800 / 400 Posi's are position from leader and (how wide the horse was at that position)

NoHorse	Plc	Mar	800 Posi	400 Posi	Time	3rd Qtr	4th Qt
2 Cheerstolou	1	0.0m	0.0m (0)	0.0m (0)	2:10.50	29.30s	28.00s
4 My Ultimate Skeeta	2	20.8m	7.0m (2)	7.2m (2)	2:12.03	29.34s	28.95s
7 Barwen Storm	3	22.5m	8.0m (0)	10.8m (0)	2:12.16	29.52s	28.81s
3 Racing Writer	4	23.4m	0.0m (1)	4.0m (1)	2:12.22	29.62s	29.35s
1 Cee Oh Dee	5	24.9m	4.0m (0)	6.4m (0)	2:12.33	29.50s	29.29s
6 Eagle Major	6	25.9m	3.0m (2)	8.0m (1)	2:12.41	29.69s	29.25s
9 Caribbean Pride	7	30.0m	12.6m (0)	12.2m (1)	2:12.71	29.30s	29.24s
5 Keayang Blue Jeans	8	33.5m	9.4m (1)	17.2m (0)	2:12.97	29.88s	29.13s
8 Smokeshow	9	83.6m	4.6m (1)	40.0m (1)	2:16.65	31.89s	31.03s

Finish Position and metres gained

First Arrow shows distance gain/loss from 2nd Qtr to 3rd Qtr,
Second Arrow shows distance gain/loss from 3rd Qtr to Finish
Blue arrow indicates best gain in those quarters

