

# Newcastle Race 1 Distance 1609m

Friday, 2 May 2025



Gross Time: 1:54.10 MileRate: 1:54.10 LeadTime: 0.00s First Qtr: 27.00s Second Qtr: 30.00s Third Qtr: 28.10s Fourth Qtr: 29.00s

DATA TABLE: 800 / 400 Posi's are position from leader and (how wide the horse was at that position)

NoHorse	Plc	Mar	800 Posi	400 Posi	Time	3rd Qtr	4th Qt
9 Colby	1	0.0m	9.2m (0)	9.6m (0)	1:54.10	28.14s	28.32s
4 Dance With Carmer	2	2.5m	14.0m (1)	6.2m (2)	1:54.29	27.56s	28.75s
2 Sky City	3	3.2m	0.0m (0)	0.0m (0)	1:54.34	28.10s	29.24s
1 Chlobro	4	15.0m	4.6m (0)	4.5m (0)	1:55.24	28.10s	29.82s
10 Some Chevron	5	22.8m	23.2m (1)	15.8m (2)	1:55.83	27.60s	29.61s
7 Major Memphis	6	23.9m	18.6m (1)	12.4m (3)	1:55.92	27.68s	29.94s
5 McCrikey	7	24.1m	26.3m (0)	14.1m (1)	1:55.93	27.26s	29.83s
6 Johnson Step	8	25.3m	9.5m (1)	10.2m (2)	1:56.03	28.16s	30.21s
8 Terror Eyes	9	25.5m	4.9m (1)	8.5m (1)	1:56.04	28.36s	30.34s
3 Next To Me	10	153.1m	89.9m (0)	102.0m (0)	2:05.75	29.06s	33.41s

## Finish Position and metres gained

First Arrow shows distance gain/loss from 2nd Qtr to 3rd Qtr, Second Arrow shows distance gain/loss from 3rd Qtr to Finish Blue arrow indicates best gain in these quarters.



# Newcastle Race 2 Distance 2030m

Friday, 2 May 2025

Gross Time: 2:25.30

MileRate: 1:55.20

LeadTime: 28.70s

First Qtr: 29.50s

Second Qtr: 28.80s

Third Qtr: 28.20s




Fourth Qtr: 30.10s

DATA TABLE: 800 / 400 Posi's are position from leader and (how wide the horse was at that position)

NoHorse	Plc	Mar	800 Posi	400 Posi	Time	3rd Qtr	4th Qt
4 Mondello Beach	1	0.0m	4.6m (0)	5.0m (1)	2:25.30	28.24s	29.74s
5 The Fortunate Son	2	6.2m	0.0m (0)	0.0m (0)	2:25.79	28.20s	30.59s
3 Love Lou	3	13.1m	9.1m (0)	9.4m (0)	2:26.33	28.24s	30.45s
10 Always Be Chaps	4	13.9m	22.0m (1)	19.3m (2)	2:26.40	28.06s	29.80s
9 Superbon	5	15.3m	12.8m (1)	11.0m (1)	2:26.51	28.10s	30.51s
1 Rocket Boy	6	15.8m	13.1m (0)	13.3m (0)	2:26.55	28.24s	30.39s
2 Ohwhatiwouldgive	7	17.8m	17.4m (1)	14.9m (1)	2:26.70	28.06s	30.42s
7 Jeffcoate	8	20.3m	22.3m (0)	22.6m (1)	2:26.90	28.28s	30.06s
6 Betterthanfederer	9	21.0m	24.5m (2)	22.1m (4)	2:26.96	28.08s	30.16s
11 First String	10	25.1m	20.0m (2)	21.0m (3)	2:27.28	28.32s	30.56s
8 Be Good Benny	11	56.1m	18.3m (0)	24.8m (0)	2:29.72	28.72s	32.72s

## Finish Position and metres gained

First Arrow shows distance gain/loss from 2nd Qtr to 3rd Qtr,  
Second Arrow shows distance gain/loss from 3rd Qtr to Finish  
Blue arrow indicates best gain in these quarters.



# Newcastle Race 3 Distance 2030m

Friday, 2 May 2025


Gross Time: 2:27.00 MileRate: 1:56.60 LeadTime: 29.60s First Qtr: 29.50s Second Qtr: 30.00s Third Qtr: 28.00s Fourth Qtr: 29.90s

DATA TABLE: 800 / 400 Posi's are position from leader and (how wide the horse was at that position)

No	Horse	Plc	Mar	800 Posi	400 Posi	Time	3rd Qtr	4th Qt
9	Rock Fisherman	1	0.0m	9.2m (0)	17.8m (1)	2:27.00	28.64s	28.62s
4	Ashleys Blue Chip	2	3.8m	7.2m (1)	7.8m (1)	2:27.30	28.06s	29.64s
3	Nifty Studleigh	3	5.1m	13.2m (0)	15.0m (0)	2:27.40	28.16s	29.22s
6	Grosso Naso	4	9.1m	0.0m (0)	0.0m (0)	2:27.71	28.00s	30.61s
1	Mister Poverty	5	11.6m	4.6m (0)	10.0m (0)	2:27.91	28.40s	30.09s
2	Vincentius Maximus	6	17.1m	11.2m (1)	14.5m (2)	2:28.34	28.26s	30.20s
7	Fast Tracker	7	21.8m	5.8m (2)	0.6m (1)	2:28.71	27.64s	31.57s
5	Abstract Art	8	24.0m	2.0m (1)	13.9m (1)	2:28.88	28.86s	30.78s
10	Flare Up	9	33.7m	15.8m (1)	20.0m (2)	2:29.64	28.34s	31.10s
8	Halsey Nicole	10	48.0m	20.4m (1)	21.7m (1)	2:30.76	28.14s	32.10s

## Finish Position and metres gained

First Arrow shows distance gain/loss from 2nd Qtr to 3rd Qtr,  
Second Arrow shows distance gain/loss from 3rd Qtr to Finish  
Blue arrow indicates best gain in these quarters.



800

Visual positions in race at 2nd Quarter



400

Visual positions in race at 3rd Quarter



Powered by



Harness Analyser

Sectional Analysis Software

Not just form | Free Trial

[www.facebook.com/PJHarnessRacing](http://www.facebook.com/PJHarnessRacing)



RISE Digital, Harness Racing Australia nor the provider accepts any responsibility for the completeness or accuracy of any of the information contained herein, and makes no representations about its suitability for any particular purpose. Users should make their own judgements about those matters and/or seek independent advice. You assume all risks associated with use of data provided on this page

# Newcastle Race 4 Distance 2030m

Friday, 2 May 2025


Gross Time: 2:27.50 MileRate: 1:56.90 LeadTime: 29.50s First Qtr: 31.20s Second Qtr: 29.90s Third Qtr: 28.30s Fourth Qtr: 28.60s

DATA TABLE: 800 / 400 Posi's are position from leader and (how wide the horse was at that position)

NoHorse	Plc	Mar	800 Posi	400 Posi	Time	3rd Qtr	4th Qt
3 Sally Bigtime	1	0.0m	4.0m (0)	4.5m (0)	2:27.50	28.34s	28.28s
4 Sheza Rebel	2	16.4m	0.0m (0)	0.0m (0)	2:28.73	28.30s	29.83s
5 Spirit King	3	17.1m	13.4m (1)	11.9m (2)	2:28.78	28.20s	29.04s
10 Racing Paula	4	17.2m	9.4m (1)	6.8m (2)	2:28.79	28.12s	29.41s
9 Longnwingroad	5	20.5m	17.1m (0)	16.4m (2)	2:29.04	28.26s	28.98s
7 Paradise Point	6	20.7m	17.4m (1)	15.3m (1)	2:29.05	28.16s	29.07s
1 Rainbow Jet	7	22.2m	12.5m (0)	12.5m (0)	2:29.17	28.30s	29.39s
2 Ultra Bliss	8	23.0m	8.5m (0)	8.5m (0)	2:29.23	28.30s	29.73s
8 Yogi	9	25.9m	21.6m (0)	20.4m (0)	2:29.45	28.22s	29.11s
6 Peppa Bliss	10	41.3m	4.8m (1)	8.5m (1)	2:30.60	28.56s	31.10s

## Finish Position and metres gained

First Arrow shows distance gain/loss from 2nd Qtr to 3rd Qtr,  
Second Arrow shows distance gain/loss from 3rd Qtr to Finish  
Blue arrow indicates best gain in these quarters



800

Visual positions in race at 2nd Quarter



400

Visual positions in race at 3rd Quarter



Powered by



Harness Analyser

Sectional Analysis Software

Not just form | Free Trial

[www.facebook.com/PJHarnessRacing](http://www.facebook.com/PJHarnessRacing)



RISE Digital, Harness Racing Australia nor the provider accepts any responsibility for the completeness or accuracy of any of the information contained herein, and makes no representations about its suitability for any particular purpose. Users should make their own judgements about those matters and/or seek independent advice. You assume all risks associated with use of data provided on this page



# Newcastle Race 5 Distance 2030m

Friday, 2 May 2025

Gross Time: 2:27.90

MileRate: 1:57.20

LeadTime: 29.60s

First Qtr: 29.70s

Second Qtr: 30.30s

Third Qtr: 28.70s

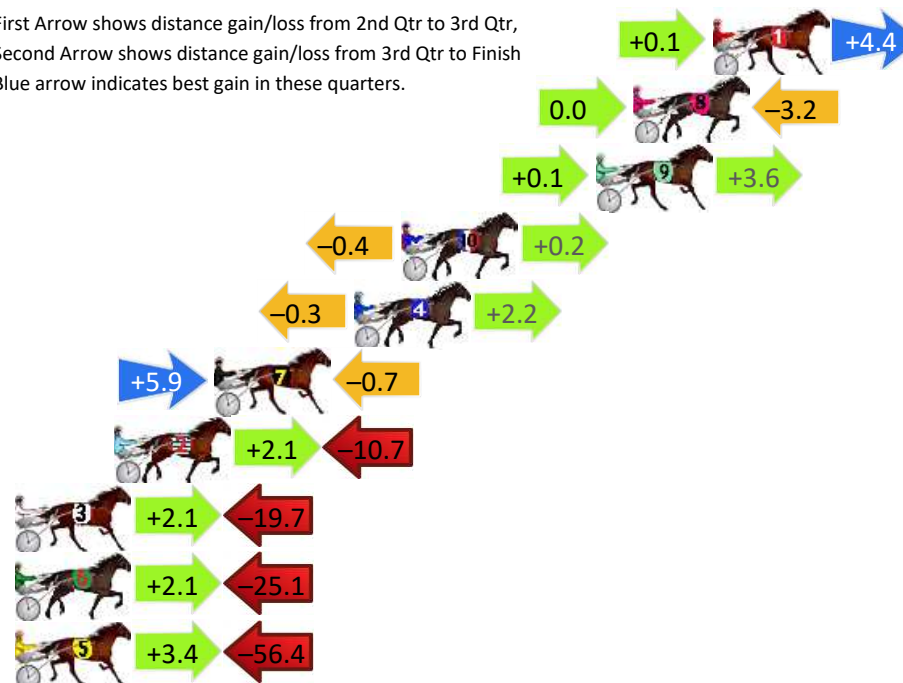
Fourth Qtr: 29.60s

DATA TABLE: 800 / 400 Posi's are position from leader and (how wide the horse was at that position)

No	Horse	Plc	Mar	800 Posi	400 Posi	Time	3rd Qtr	4th Qt
1	Little Demon	1	0.0m	4.5m (0)	4.4m (0)	2:27.90	28.70s	29.28s
8	Cool Night	2	3.2m	0.0m (0)	0.0m (0)	2:28.15	28.70s	29.85s
9	Night To Remember	3	4.7m	8.4m (0)	8.3m (0)	2:28.26	28.70s	29.36s
10	He Said She Said	4	12.5m	12.3m (0)	12.7m (0)	2:28.87	28.74s	29.65s
4	Major Mickey	5	14.4m	16.3m (0)	16.6m (0)	2:29.02	28.74s	29.52s
7	Never Know Charlie	6	20.0m	25.2m (0)	19.3m (1)	2:29.45	28.30s	29.75s
2	Bat Matson	7	24.0m	15.4m (1)	13.3m (1)	2:29.76	28.56s	30.50s
3	Yesnomaybeso	8	28.5m	10.9m (1)	8.8m (1)	2:30.11	28.56s	31.17s
6	Popstaromar	9	29.5m	6.5m (1)	4.4m (1)	2:30.19	28.56s	31.57s
5	Rocktagonal	10	73.5m	20.5m (1)	17.1m (2)	2:33.60	28.48s	34.06s


## Finish Position and metres gained

First Arrow shows distance gain/loss from 2nd Qtr to 3rd Qtr,  
Second Arrow shows distance gain/loss from 3rd Qtr to Finish  
Blue arrow indicates best gain in these quarters.



800

Visual positions in race at 2nd Quarter



400

Visual positions in race at 3rd Quarter



Powered by



Harness Analyser

Sectional Analysis Software

Not just form | Free Trial

[www.facebook.com/PJHarnessRacing](http://www.facebook.com/PJHarnessRacing)



RISE Digital, Harness Racing Australia nor the provider accepts any responsibility for the completeness or accuracy of any of the information contained herein, and makes no representations about its suitability for any particular purpose. Users should make their own judgements about those matters and/or seek independent advice. You assume all risks associated with use of data provided on this page

# Newcastle Race 6 Distance 1609m

Friday, 2 May 2025


Gross Time: 1:53.90 MileRate: 1:53.90 LeadTime: 0.00s First Qtr: 26.10s Second Qtr: 29.00s Third Qtr: 28.20s Fourth Qtr: 30.60s

DATA TABLE: 800 / 400 Posi's are position from leader and (how wide the horse was at that position)

No	Horse	Plc	Mar	800 Posi	400 Posi	Time	3rd Qtr	4th Qt
9	Dadndave	1	0.0m	17.7m (0)	9.9m (3)	1:53.90	27.68s	29.88s
8	Heavenly Holly	2	0.1m	21.4m (1)	14.2m (1)	1:53.91	27.74s	29.57s
5	Seve	3	1.4m	9.4m (1)	0.0m (1)	1:54.01	27.54s	30.71s
1	Tallulah Lee	4	3.5m	4.6m (0)	4.4m (1)	1:54.18	28.20s	30.56s
10	Escalera	5	5.8m	13.1m (0)	7.7m (0)	1:54.36	27.84s	30.50s
7	Quaddie Vc	6	6.2m	8.6m (0)	8.2m (1)	1:54.40	28.20s	30.50s
3	Our Ideal Dream	7	11.5m	14.6m (1)	9.9m (2)	1:54.82	27.90s	30.80s
4	Lamandier	8	16.1m	0.0m (0)	0.0m (0)	1:55.19	28.20s	31.89s
6	One Big Shew	9	17.5m	25.4m (1)	18.1m (0)	1:55.30	27.74s	30.68s

## Finish Position and metres gained

First Arrow shows distance gain/loss from 2nd Qtr to 3rd Qtr,  
Second Arrow shows distance gain/loss from 3rd Qtr to Finish  
Blue arrow indicates best gain in these quarters.



Visual positions in race at 2nd Quarter

800



Visual positions in race at 3rd Quarter

400



Powered by



Harness Analyser

Sectional Analysis Software

Not just form | Free Trial

[www.facebook.com/PJHarnessRacing](http://www.facebook.com/PJHarnessRacing)



RISE Digital, Harness Racing Australia nor the provider accepts any responsibility for the completeness or accuracy of any of the information contained herein, and makes no representations about its suitability for any particular purpose. Users should make their own judgements about those matters and/or seek independent advice. You assume all risks associated with use of data provided on this page

# Newcastle Race 7 Distance 2030m

Friday, 2 May 2025

Gross Time: 2:29.60

MileRate: 1:58.60

LeadTime: 29.90s

First Qtr: 30.70s

Second Qtr: 29.50s

Third Qtr: 29.00s


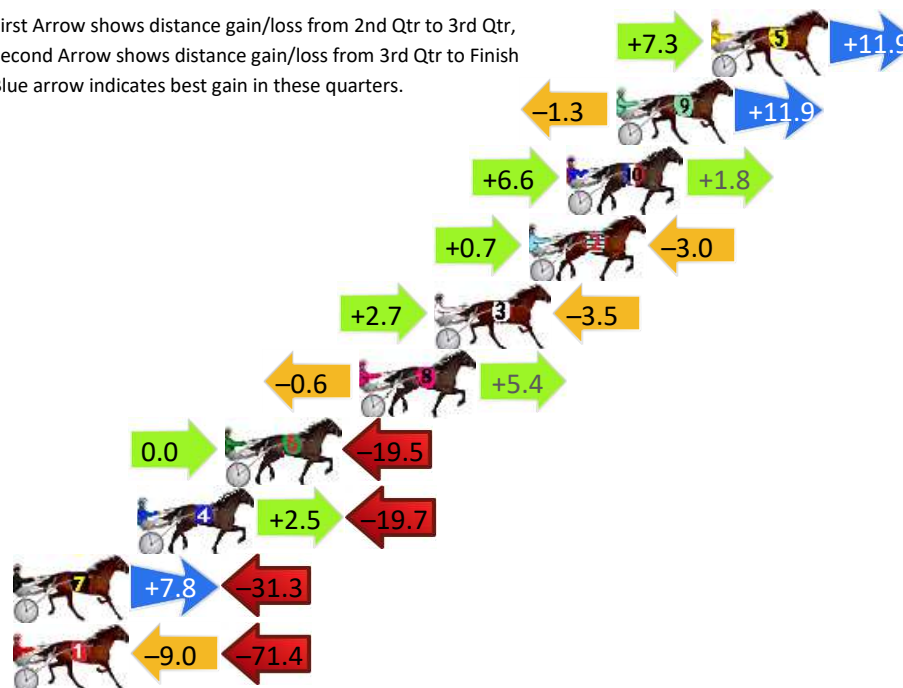
Fourth Qtr: 30.50s

DATA TABLE: 800 / 400 Posi's are position from leader and (how wide the horse was at that position)

No	Horse	Plc	Mar	800 Posi	400 Posi	Time	3rd Qtr	4th Qt
5	Eye Can Try	1	0.0m	19.2m (1)	11.9m (1)	2:29.60	28.50s	29.62s
9	Cheddar Valley	2	3.8m	14.4m (0)	15.7m (2)	2:29.90	29.12s	29.64s
10	Drakaina	3	5.8m	14.2m (1)	7.6m (2)	2:30.06	28.54s	30.40s
2	Captain Groove	4	7.3m	5.0m (0)	4.3m (0)	2:30.18	28.96s	30.76s
3	Tralee Maxie	5	11.1m	10.3m (1)	7.6m (1)	2:30.49	28.82s	30.83s
8	Just Tommy	6	14.1m	18.9m (0)	19.5m (1)	2:30.73	29.08s	30.19s
6	Apache Bart	7	19.5m	0.0m (0)	0.0m (0)	2:31.16	29.00s	32.06s
4	Adrenaline Rush	8	23.0m	5.8m (1)	3.3m (1)	2:31.44	28.82s	32.10s
7	Zacharooni	9	46.5m	23.0m (1)	15.2m (3)	2:33.31	28.46s	33.09s
1	De La Renta	10	89.8m	9.4m (0)	18.4m (0)	2:36.77	29.68s	36.31s

## Finish Position and metres gained

First Arrow shows distance gain/loss from 2nd Qtr to 3rd Qtr,  
Second Arrow shows distance gain/loss from 3rd Qtr to Finish  
Blue arrow indicates best gain in these quarters.



800

Visual positions in race at 2nd Quarter



400

Visual positions in race at 3rd Quarter



Powered by



Harness Analyser

Sectional Analysis Software

Not just form | Free Trial

[www.facebook.com/PJHarnessRacing](http://www.facebook.com/PJHarnessRacing)



RISE Digital, Harness Racing Australia nor the provider accepts any responsibility for the completeness or accuracy of any of the information contained herein, and makes no representations about its suitability for any particular purpose. Users should make their own judgements about those matters and/or seek independent advice. You assume all risks associated with use of data provided on this page

# Newcastle Race 8 Distance 1609m

Friday, 2 May 2025


Gross Time: 1:56.80 MileRate: 1:56.80 LeadTime: 0.00s First Qtr: 28.60s Second Qtr: 30.80s Third Qtr: 27.90s Fourth Qtr: 29.50s

DATA TABLE: 800 / 400 Posi's are position from leader and (how wide the horse was at that position)

No	Horse	Plc	Mar	800 Posi	400 Posi	Time	3rd Qtr	4th Qt
3	Otis Rising	1	0.0m	0.0m (0)	0.0m (0)	1:56.80	27.90s	29.50s
2	Johnny Dee	2	2.4m	4.0m (0)	5.6m (0)	1:56.99	28.02s	29.29s
6	Rip Jackson	3	7.6m	18.5m (0)	18.0m (0)	1:57.39	27.90s	28.81s
4	Heavenly Song	4	8.4m	13.9m (0)	14.0m (0)	1:57.45	27.94s	29.15s
5	Tough Talks	5	13.2m	23.9m (1)	21.9m (1)	1:57.82	27.80s	28.96s
1	Double Said	6	13.3m	8.7m (0)	9.5m (0)	1:57.83	27.98s	29.85s
10	Slingshot	7	20.4m	5.5m (1)	5.1m (1)	1:58.38	27.88s	30.72s
7	Uncle Gregory	8	23.3m	14.7m (1)	14.0m (1)	1:58.60	27.88s	30.30s
9	Megs Monaro	9	25.4m	19.3m (1)	18.0m (1)	1:58.76	27.84s	30.18s
8	Magic Shoos	10	26.7m	9.5m (1)	9.0m (1)	1:58.86	27.88s	30.92s

## Finish Position and metres gained

First Arrow shows distance gain/loss from 2nd Qtr to 3rd Qtr,  
Second Arrow shows distance gain/loss from 3rd Qtr to Finish  
Blue arrow indicates best gain in these quarters.



800

Visual positions in race at 2nd Quarter



400

Visual positions in race at 3rd Quarter



Powered by



Harness Analyser

Sectional Analysis Software

Not just form | Free Trial

[www.facebook.com/PJHarnessRacing](http://www.facebook.com/PJHarnessRacing)



RISE Digital, Harness Racing Australia nor the provider accepts any responsibility for the completeness or accuracy of any of the information contained herein, and makes no representations about its suitability for any particular purpose. Users should make their own judgements about those matters and/or seek independent advice. You assume all risks associated with use of data provided on this page



# Newcastle Race 9 Distance 1609m

Friday, 2 May 2025




Gross Time: 1:56.60 MileRate: 1:56.60 LeadTime: 0.00s First Qtr: 28.70s Second Qtr: 30.60s Third Qtr: 28.10s Fourth Qtr: 29.20s

DATA TABLE: 800 / 400 Posi's are position from leader and (how wide the horse was at that position)

No	Horse	Plc	Mar	800 Posi	400 Posi	Time	3rd Qtr	4th Qt
10	Louigi	1	0.0m	12.3m (1)	11.8m (1)	1:56.60	28.08s	28.36s
8	Lachies Ideal	2	0.4m	3.2m (1)	1.7m (1)	1:56.63	28.00s	29.11s
3	Ultimate Empire	3	4.6m	0.0m (0)	0.0m (0)	1:56.95	28.10s	29.55s
6	Ire Of The Dragon	4	6.9m	16.3m (1)	16.3m (1)	1:57.13	28.12s	28.57s
5	Tafl Move	5	14.5m	15.5m (0)	18.5m (0)	1:57.71	28.34s	28.99s
1	Shalamar Miss	6	17.2m	9.7m (0)	14.1m (0)	1:57.92	28.42s	29.52s
4	Sweet Rocky	7	21.5m	7.7m (1)	7.9m (1)	1:58.25	28.12s	30.29s
2	Whens Lunch	8	39.8m	5.2m (0)	9.6m (0)	1:59.65	28.42s	31.57s
9	Ultimate Rhapsody	9	179.0m	108.2m (0)	117.9m (0)	2:10.31	28.94s	34.51s

## Finish Position and metres gained

First Arrow shows distance gain/loss from 2nd Qtr to 3rd Qtr,  
Second Arrow shows distance gain/loss from 3rd Qtr to Finish  
Blue arrow indicates best gain in these quarters.



# Newcastle Race 10 Distance 1609m

Friday, 2 May 2025

Gross Time: 1:59.60 MileRate: 1:59.60 LeadTime: 0.00s First Qtr: 29.60s Second Qtr: 32.10s Third Qtr: 29.50s Fourth Qtr: 28.40s

DATA TABLE: 800 / 400 Posi's are position from leader and (how wide the horse was at that position)

No	Horse	Plc	Mar	800 Posi	400 Posi	Time	3rd Qtr	4th Qt
2	Miki Lee	1	0.0m	0.0m (0)	0.0m (0)	1:59.60	29.50s	28.40s
1	Miki Be Free	2	6.4m	4.4m (0)	4.5m (0)	2:00.08	29.50s	28.56s
3	Tokoloshe	3	11.2m	19.1m (0)	19.5m (0)	2:00.44	29.50s	27.84s
5	Moonlight River	4	16.0m	8.7m (0)	8.9m (0)	2:00.79	29.50s	28.95s
6	Rock Am Alyeska	5	20.3m	13.9m (1)	12.8m (2)	2:01.11	29.40s	28.99s
9	Ronnys Watching	6	22.9m	14.2m (0)	15.6m (1)	2:01.31	29.58s	28.99s
4	Fiamore	7	23.8m	9.0m (1)	8.9m (1)	2:01.38	29.48s	29.54s
8	Miss Adonis	8	26.0m	2.2m (1)	5.0m (1)	2:01.54	29.70s	29.98s
10	Franco's Delight	9	26.2m	37.0m (0)	26.0m (0)	2:01.55	28.71s	28.41s
7	Double Addition	10	40.0m	19.4m (1)	23.4m (1)	2:02.58	29.76s	29.70s

## Finish Position and metres gained

First Arrow shows distance gain/loss from 2nd Qtr to 3rd Qtr,  
Second Arrow shows distance gain/loss from 3rd Qtr to Finish  
Blue arrow indicates best gain in these quarters.

