

# Menangle Race 1 Distance 1609m

Saturday, 3 May 2025




Gross Time: 1:49.60 MileRate: 1:49.60 LeadTime: 0.00s First Qtr: 25.20s Second Qtr: 28.60s Third Qtr: 28.00s Fourth Qtr: 27.80s

DATA TABLE: 800 / 400 Posi's are position from leader and (how wide the horse was at that position)

No	Horse	Plc	Mar	800 Posi	400 Posi	Time	3rd Qtr	4th Qt
6	Chevron Art	1	0.0m	3.4m (1)	0.8m (1)	1:49.60	27.82s	27.74s
5	No Heart Throb	2	2.0m	0.0m (0)	0.0m (0)	1:49.75	28.00s	27.94s
7	Miki Pins	3	8.3m	16.4m (1)	16.0m (2)	1:50.21	27.97s	27.27s
3	Ooga Chaka	4	8.5m	8.0m (1)	7.8m (1)	1:50.22	27.99s	27.85s
4	Black Onyx	5	13.3m	12.0m (1)	11.8m (1)	1:50.57	27.99s	27.90s
8	I Break The Line	6	14.6m	8.0m (0)	15.8m (1)	1:50.67	28.54s	27.72s
9	Ryans Gangster	7	18.7m	20.4m (0)	20.0m (2)	1:50.97	27.97s	27.71s
2	Caulonia Courage	8	22.5m	12.0m (0)	19.6m (0)	1:51.24	28.53s	28.00s
1	Sheffield Sparky	9	23.9m	16.2m (0)	23.4m (1)	1:51.35	28.50s	27.83s
10	Montalbano	10	63.5m	4.0m (0)	12.0m (0)	1:54.24	28.57s	31.36s

## Finish Position and metres gained

First Arrow shows distance gain/loss from 2nd Qtr to 3rd Qtr, Second Arrow shows distance gain/loss from 3rd Qtr to Finish Blue arrow indicates best gain in these quarters.



# Menangle Race 2 Distance 2300m

Saturday, 3 May 2025


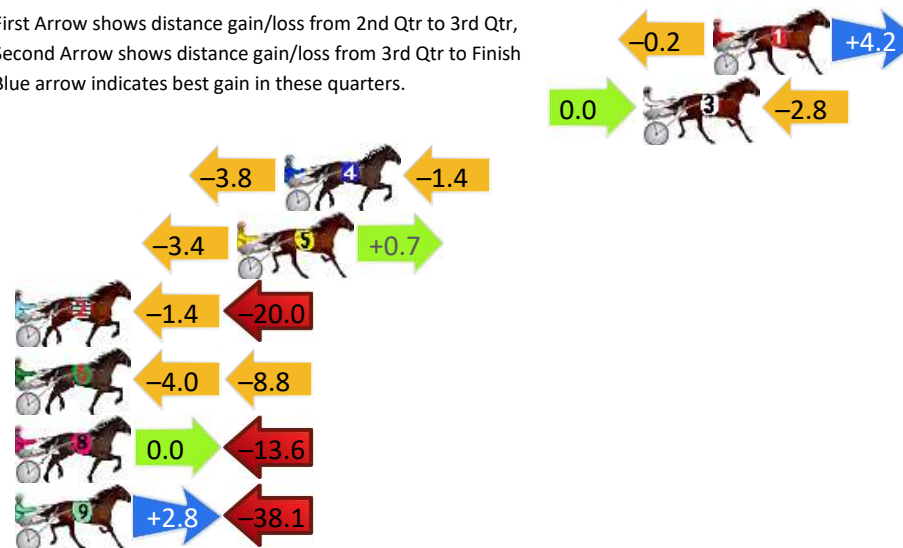
Gross Time: 2:41.70 MileRate: 1:53.20 LeadTime: 48.50s First Qtr: 30.20s Second Qtr: 28.30s Third Qtr: 27.20s Fourth Qtr: 27.50s

DATA TABLE: 800 / 400 Posi's are position from leader and (how wide the horse was at that position)

No	Horse	Plc	Mar	800 Posi	400 Posi	Time	3rd Qtr	4th Qt
1	Quiet Storm	1	0.0m	4.0m (0)	4.2m (0)	2:41.70	27.22s	27.21s
3	Sweet On Lexy	2	2.8m	0.0m (0)	0.0m (0)	2:41.90	27.20s	27.69s
4	Port Au Prince	3	17.2m	12.0m (0)	15.8m (0)	2:42.94	27.46s	27.60s
5	Scared Stiff	4	19.1m	16.4m (0)	19.8m (0)	2:43.08	27.43s	27.45s
2	Has The Courage	5	29.4m	8.0m (0)	9.4m (0)	2:43.83	27.29s	28.87s
6	Itzmineontheline	6	33.4m	20.6m (0)	24.6m (1)	2:44.12	27.47s	28.10s
8	Springfield Amore	7	34.0m	20.4m (1)	20.4m (1)	2:44.16	27.19s	28.43s
9	Franco Tyson	8	51.5m	16.2m (1)	13.4m (1)	2:45.43	27.00s	30.10s

## Finish Position and metres gained

First Arrow shows distance gain/loss from 2nd Qtr to 3rd Qtr, Second Arrow shows distance gain/loss from 3rd Qtr to Finish Blue arrow indicates best gain in these quarters.



800

Visual positions in race at 2nd Quarter



400

Visual positions in race at 3rd Quarter



Powered by



Harness Analyser

Sectional Analysis Software

Not just form | Free Trial

[www.facebook.com/PJHarnessRacing](http://www.facebook.com/PJHarnessRacing)



RISE Digital, Harness Racing Australia nor the provider accepts any responsibility for the completeness or accuracy of any of the information contained herein, and makes no representations about its suitability for any particular purpose. Users should make their own judgements about those matters and/or seek independent advice. You assume all risks associated with use of data provided on this page

# Menangle Race 3 Distance 1609m

Saturday, 3 May 2025

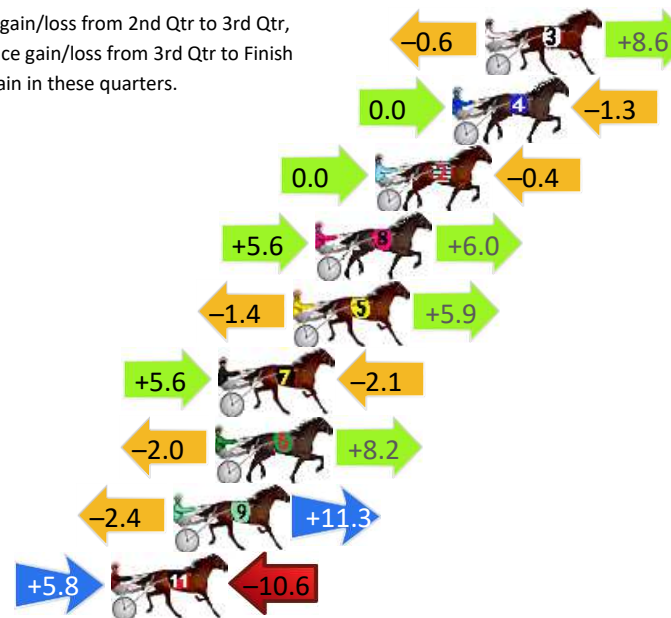
Gross Time: 1:50.90 MileRate: 1:50.90 LeadTime: 0.00s First Qtr: 26.70s Second Qtr: 28.50s Third Qtr: 27.90s Fourth Qtr: 27.80s

DATA TABLE: 800 / 400 Posi's are position from leader and (how wide the horse was at that position)

No	Horse	Plc	Mar	800 Posi	400 Posi	Time	3rd Qtr	4th Qt
3	Dance And Deliver	1	0.0m	8.0m (0)	8.6m (0)	1:50.90	27.94s	27.21s
4	Craftmans Charlie	2	1.3m	0.0m (0)	0.0m (0)	1:51.00	27.90s	27.89s
2	Stormtide	3	4.4m	4.0m (0)	4.0m (0)	1:51.22	27.90s	27.83s
8	Unfazed	4	6.8m	18.4m (1)	12.8m (1)	1:51.40	27.51s	27.39s
5	Double Fear	5	7.7m	12.2m (0)	13.6m (0)	1:51.46	28.00s	27.39s
7	Mick Danger	6	10.7m	14.2m (1)	8.6m (1)	1:51.68	27.51s	27.95s
6	Roclea Image	7	10.8m	17.0m (0)	19.0m (0)	1:51.69	28.04s	27.23s
9	Pitch Perfect	8	12.5m	21.4m (0)	23.8m (0)	1:51.81	28.06s	27.02s
11	Mach Da Vinci	9	15.0m	10.2m (1)	4.4m (1)	1:52.00	27.50s	28.53s

## Finish Position and metres gained

First Arrow shows distance gain/loss from 2nd Qtr to 3rd Qtr,  
Second Arrow shows distance gain/loss from 3rd Qtr to Finish  
Blue arrow indicates best gain in these quarters.



800

Visual positions in race at 2nd Quarter



400

Visual positions in race at 3rd Quarter



Powered by



Harness Analyser

Sectional Analysis Software

Not just form | Free Trial

[www.facebook.com/PJHarnessRacing](http://www.facebook.com/PJHarnessRacing)



RISE Digital, Harness Racing Australia nor the provider accepts any responsibility for the completeness or accuracy of any of the information contained herein, and makes no representations about its suitability for any particular purpose. Users should make their own judgements about those matters and/or seek independent advice. You assume all risks associated with use of data provided on this page

# Menangle Race 4 Distance 2300m

Saturday, 3 May 2025

Gross Time: 2:41.80

MileRate: 1:53.20

LeadTime: 48.60s

First Qtr: 29.40s

Second Qtr: 28.30s

Third Qtr: 27.80s


Fourth Qtr: 27.70s

DATA TABLE: 800 / 400 Posi's are position from leader and (how wide the horse was at that position)

No	Horse	Plc	Mar	800 Posi	400 Posi	Time	3rd Qtr	4th Qt
11	Max Delight	1	0.0m	0.0m (0)	0.0m (0)	2:41.80	27.80s	27.70s
10	Petes Said So	2	8.1m	17.4m (1)	16.6m (1)	2:42.39	27.74s	27.11s
5	Major Perry	3	11.8m	9.0m (1)	8.6m (1)	2:42.66	27.77s	27.92s
6	Cya Art	4	12.8m	20.4m (0)	20.6m (1)	2:42.73	27.81s	27.16s
9	Jay Ok	5	14.1m	13.4m (1)	12.6m (1)	2:42.83	27.74s	27.80s
1	Dom Toretto	6	14.3m	12.4m (0)	16.2m (0)	2:42.84	28.06s	27.57s
2	Cassius Deck	7	14.3m	16.4m (0)	20.4m (0)	2:42.84	28.08s	27.28s
4	Royal Cruiser	8	19.7m	8.2m (0)	12.2m (0)	2:43.24	28.08s	28.22s
8	Terry	9	20.1m	4.4m (1)	4.4m (1)	2:43.26	27.80s	28.78s
7	Ravishing Sloy	10	24.4m	4.0m (0)	5.8m (0)	2:43.58	27.93s	28.98s

## Finish Position and metres gained

First Arrow shows distance gain/loss from 2nd Qtr to 3rd Qtr,  
Second Arrow shows distance gain/loss from 3rd Qtr to Finish  
Blue arrow indicates best gain in these quarters.



800

Visual positions in race at 2nd Quarter



400

Visual positions in race at 3rd Quarter



Powered by



Harness Analyser

Sectional Analysis Software

Not just form | Free Trial

[www.facebook.com/PJHarnessRacing](http://www.facebook.com/PJHarnessRacing)



RISE Digital, Harness Racing Australia nor the provider accepts any responsibility for the completeness or accuracy of any of the information contained herein, and makes no representations about its suitability for any particular purpose. Users should make their own judgements about those matters and/or seek independent advice. You assume all risks associated with use of data provided on this page



# Menangle Race 5 Distance 1609m

Saturday, 3 May 2025


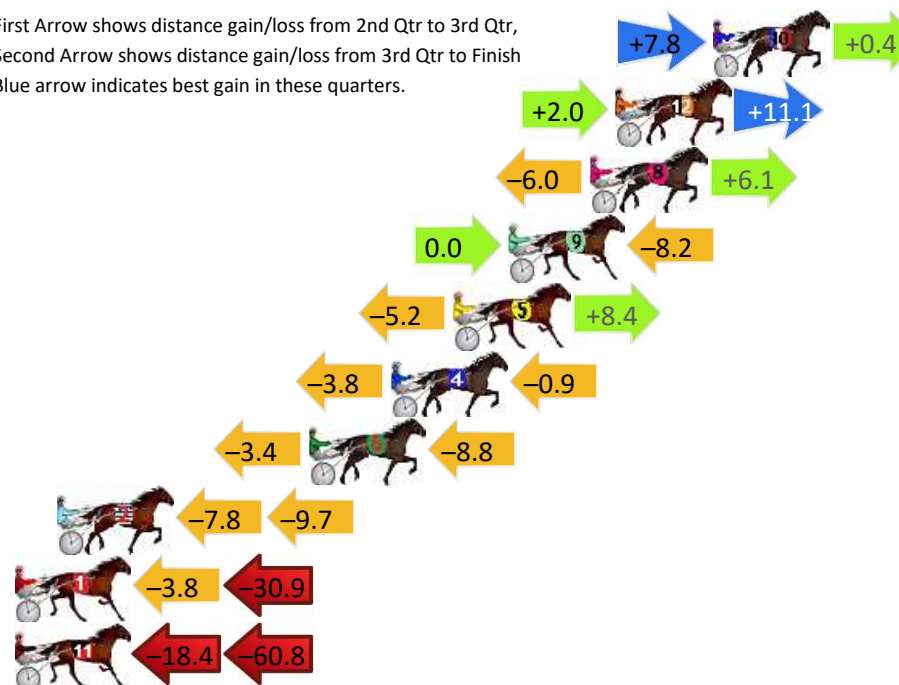
Gross Time: 1:49.80 MileRate: 1:49.80 LeadTime: 0.00s First Qtr: 26.30s Second Qtr: 29.20s Third Qtr: 27.30s Fourth Qtr: 27.00s

DATA TABLE: 800 / 400 Posi's are position from leader and (how wide the horse was at that position)

No	Horse	Plc	Mar	800 Posi	400 Posi	Time	3rd Qtr	4th Qt
10	Eye Keep Smiling	1	0.0m	8.2m (2)	0.4m (1)	1:49.80	26.77s	26.97s
12	Rakero Rebel	2	3.9m	17.0m (2)	15.0m (2)	1:50.08	27.16s	26.25s
8	Sweet Bella	3	4.9m	5.0m (1)	11.0m (2)	1:50.15	27.70s	26.59s
9	My Moonlite Dream	4	8.2m	0.0m (0)	0.0m (0)	1:50.38	27.30s	27.55s
5	Sahara Breeze	5	10.4m	13.6m (1)	18.8m (3)	1:50.54	27.65s	26.44s
4	Lux Aeterna	6	12.9m	8.2m (0)	12.0m (0)	1:50.72	27.56s	27.06s
6	Thesunandthemoon	7	16.2m	4.0m (2)	7.4m (1)	1:50.95	27.53s	27.59s
2	Ever Art	8	26.3m	8.8m (1)	16.6m (0)	1:51.67	27.83s	27.65s
1	Cheer Leader	9	38.9m	4.2m (0)	8.0m (0)	1:52.57	27.57s	29.07s
11	Renewal	10	96.8m	17.6m (0)	36.0m (0)	1:56.68	28.56s	31.08s

## Finish Position and metres gained

First Arrow shows distance gain/loss from 2nd Qtr to 3rd Qtr, Second Arrow shows distance gain/loss from 3rd Qtr to Finish  
Blue arrow indicates best gain in these quarters.



800

Visual positions in race at 2nd Quarter



400

Visual positions in race at 3rd Quarter



Powered by



Harness Analyser

Sectional Analysis Software

Not just form | Free Trial

[www.facebook.com/PJHarnessRacing](http://www.facebook.com/PJHarnessRacing)



RISE Digital, Harness Racing Australia nor the provider accepts any responsibility for the completeness or accuracy of any of the information contained herein, and makes no representations about its suitability for any particular purpose. Users should make their own judgements about those matters and/or seek independent advice. You assume all risks associated with use of data provided on this page

# Menangle Race 6 Distance 2300m

Saturday, 3 May 2025

Gross Time: 2:44.90

MileRate: 1:55.40

LeadTime: 50.10s

First Qtr: 30.00s

Second Qtr: 28.70s

Third Qtr: 28.50s


Fourth Qtr: 27.60s

DATA TABLE: 800 / 400 Posi's are position from leader and (how wide the horse was at that position)

No	Horse	Plc	Mar	800 Posi	400 Posi	Time	3rd Qtr	4th Qt
9	Ruby Rules	1	0.0m	12.2m (1)	10.8m (2)	2:44.90	28.39s	26.86s
3	Gunna Reload	2	0.8m	4.4m (0)	4.4m (0)	2:44.96	28.50s	27.35s
4	Ivseenheavenslight	3	1.2m	0.0m (0)	0.0m (0)	2:44.99	28.50s	27.68s
12	Precise	4	6.3m	21.2m (1)	19.0m (2)	2:45.36	28.33s	26.73s
2	Harleequin	5	8.8m	8.8m (0)	8.6m (0)	2:45.54	28.49s	27.61s
10	The Swift One	6	12.6m	16.6m (1)	14.8m (2)	2:45.81	28.37s	27.45s
11	Our Dance Monkey	7	14.4m	21.0m (0)	22.4m (1)	2:45.95	28.59s	27.05s
5	Something For Lexy	8	14.5m	12.8m (0)	14.0m (0)	2:45.95	28.58s	27.63s
6	Lady Deloris	9	18.3m	16.8m (0)	18.0m (0)	2:46.23	28.58s	27.62s
7	My Little Bo	10	44.1m	8.0m (1)	7.2m (1)	2:48.10	28.49s	30.13s

## Finish Position and metres gained

First Arrow shows distance gain/loss from 2nd Qtr to 3rd Qtr,  
Second Arrow shows distance gain/loss from 3rd Qtr to Finish  
Blue arrow indicates best gain in these quarters.



800

Visual positions in race at 2nd Quarter



400

Visual positions in race at 3rd Quarter



Powered by



Harness Analyser

Sectional Analysis Software

Not just form | Free Trial

[www.facebook.com/PJHarnessRacing](http://www.facebook.com/PJHarnessRacing)



RISE Digital, Harness Racing Australia nor the provider accepts any responsibility for the completeness or accuracy of any of the information contained herein, and makes no representations about its suitability for any particular purpose. Users should make their own judgements about those matters and/or seek independent advice. You assume all risks associated with use of data provided on this page

# Menangle Race 7 Distance 2300m

Saturday, 3 May 2025

Gross Time: 2:44.70

MileRate: 1:55.30

LeadTime: 48.70s

First Qtr: 31.70s

Second Qtr: 29.00s

Third Qtr: 27.90s


Fourth Qtr: 27.40s

DATA TABLE: 800 / 400 Posi's are position from leader and (how wide the horse was at that position)

No	Horse	Plc	Mar	800 Posi	400 Posi	Time	3rd Qtr	4th Qt
9	Soho Americano	1	0.0m	4.0m (0)	4.0m (0)	2:44.70	27.90s	27.13s
3	Ill Be Gone	2	2.3m	8.0m (0)	9.2m (0)	2:44.87	27.98s	26.93s
10	Sugar Pie Honey	3	4.2m	0.0m (0)	0.0m (0)	2:45.00	27.90s	27.69s
12	Namaka	4	4.9m	16.4m (0)	18.0m (0)	2:45.05	28.00s	26.51s
2	Auntie Lou	5	15.9m	12.4m (0)	14.0m (0)	2:45.85	28.01s	27.53s
1	Freedom Art	6	17.9m	20.6m (0)	22.2m (0)	2:45.99	28.01s	27.11s
8	Rikibreal	7	24.6m	5.4m (1)	4.6m (1)	2:46.47	27.86s	28.76s
6	Honolulu Princess	8	28.0m	19.4m (1)	22.2m (1)	2:46.72	28.10s	27.80s
4	Dynamites Best	9	32.3m	14.6m (1)	17.8m (1)	2:47.03	28.13s	28.39s
7	Reds Ablaze	10	36.1m	10.0m (1)	12.6m (1)	2:47.30	28.09s	29.00s

## Finish Position and metres gained

First Arrow shows distance gain/loss from 2nd Qtr to 3rd Qtr,  
Second Arrow shows distance gain/loss from 3rd Qtr to Finish  
Blue arrow indicates best gain in these quarters.



800

Visual positions in race at 2nd Quarter



400

Visual positions in race at 3rd Quarter



Powered by



Harness Analyser

Sectional Analysis Software

Not just form | Free Trial

www.facebook.com/PJHarnessRacing



RISE Digital, Harness Racing Australia nor the provider accepts any responsibility for the completeness or accuracy of any of the information contained herein, and makes no representations about its suitability for any particular purpose. Users should make their own judgements about those matters and/or seek independent advice. You assume all risks associated with use of data provided on this page

# Menangle Race 8 Distance 2300m

Saturday, 3 May 2025

Gross Time: 2:44.30

MileRate: 1:54.90

LeadTime: 50.10s

First Qtr: 30.80s

Second Qtr: 28.60s

Third Qtr: 27.30s


Fourth Qtr: 27.50s

DATA TABLE: 800 / 400 Posi's are position from leader and (how wide the horse was at that position)

No	Horse	Plc	Mar	800 Posi	400 Posi	Time	3rd Qtr	4th Qt
5	Miss Ari	1	0.0m	7.4m (1)	6.8m (1)	2:44.30	27.26s	27.04s
3	Beach Diamond	2	7.9m	0.0m (0)	0.0m (0)	2:44.87	27.30s	28.04s
2	Cool And Classy	3	9.9m	2.8m (1)	2.8m (1)	2:45.02	27.30s	27.99s
10	Let Her Roll	4	14.9m	20.0m (1)	16.6m (2)	2:45.38	27.07s	27.38s
9	Our Special Memory	5	19.9m	13.6m (0)	14.6m (0)	2:45.74	27.37s	27.86s
4	London Baby	6	23.8m	9.4m (0)	10.6m (0)	2:46.02	27.38s	28.40s
1	Miss Ravishing	7	24.6m	5.2m (0)	6.6m (0)	2:46.08	27.39s	28.73s
6	Crusader Miss	8	29.0m	11.4m (1)	11.2m (1)	2:46.40	27.28s	28.72s
7	Dolly Rocket	9	33.9m	15.6m (1)	12.6m (2)	2:46.75	27.09s	28.96s
12	Sugar Rush	10	37.7m	17.8m (0)	18.6m (0)	2:47.03	27.35s	28.81s

## Finish Position and metres gained

First Arrow shows distance gain/loss from 2nd Qtr to 3rd Qtr,  
Second Arrow shows distance gain/loss from 3rd Qtr to Finish  
Blue arrow indicates best gain in these quarters.



800

Visual positions in race at 2nd Quarter



400

Visual positions in race at 3rd Quarter



Powered by



Harness Analyser

Sectional Analysis Software

Not just form | Free Trial

[www.facebook.com/PJHarnessRacing](http://www.facebook.com/PJHarnessRacing)



RISE Digital, Harness Racing Australia nor the provider accepts any responsibility for the completeness or accuracy of any of the information contained herein, and makes no representations about its suitability for any particular purpose. Users should make their own judgements about those matters and/or seek independent advice. You assume all risks associated with use of data provided on this page



# Menangle Race 9 Distance 2300m

Saturday, 3 May 2025

Gross Time: 2:50.30

MileRate: 1:59.10

LeadTime: 49.80s

First Qtr: 32.60s

Second Qtr: 31.30s

Third Qtr: 28.70s



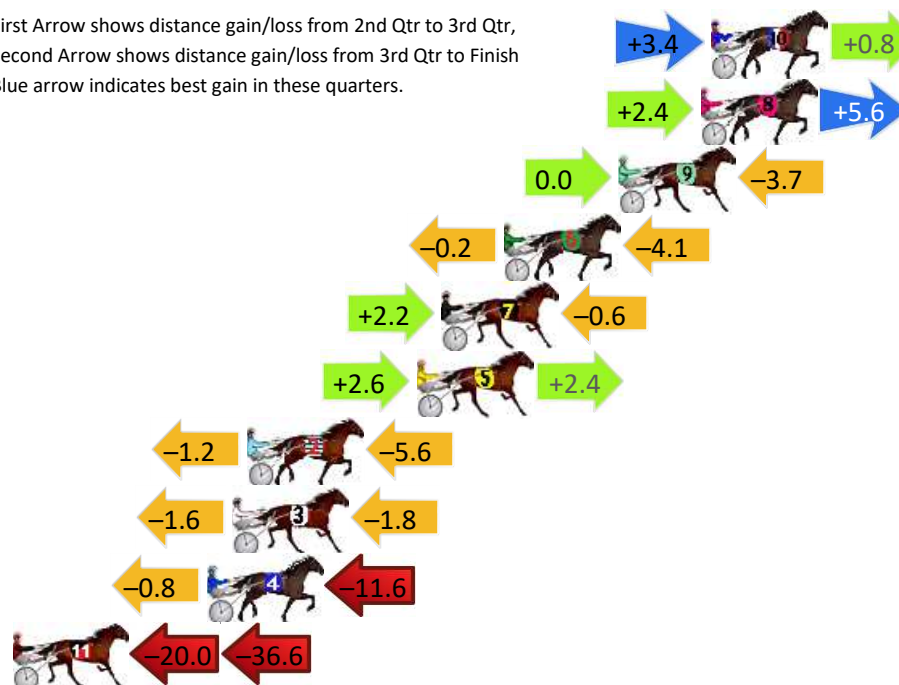
Fourth Qtr: 27.90s

DATA TABLE: 800 / 400 Posi's are position from leader and (how wide the horse was at that position)

No	Horse	Plc	Mar	800 Posi	400 Posi	Time	3rd Qtr	4th Qt
10	London To A Brick	1	0.0m	4.2m (1)	0.8m (1)	2:50.30	28.46s	27.84s
8	Constantinople	2	0.4m	8.4m (1)	6.0m (1)	2:50.33	28.53s	27.51s
9	Harry Stamper	3	3.7m	0.0m (0)	0.0m (0)	2:50.57	28.70s	28.16s
6	Hanover Da Moon	4	8.3m	4.0m (0)	4.2m (0)	2:50.91	28.72s	28.18s
7	Shes Ruby Roo	5	10.8m	12.4m (1)	10.2m (1)	2:51.09	28.55s	27.94s
5	Courage Stride	6	11.8m	16.8m (1)	14.2m (1)	2:51.17	28.51s	27.73s
2	Aldebaran Jensen	7	18.6m	11.8m (0)	13.0m (0)	2:51.66	28.79s	28.29s
3	Sunny Gee	8	19.2m	15.8m (0)	17.4m (0)	2:51.71	28.81s	28.02s
4	Gee Cee Calder	9	20.2m	7.8m (0)	8.6m (0)	2:51.78	28.77s	28.70s
11	Rakero Blaze	10	146.6m	90.0m (0)	110.0m (0)	3:01.05	30.14s	30.44s

## Finish Position and metres gained

First Arrow shows distance gain/loss from 2nd Qtr to 3rd Qtr,  
Second Arrow shows distance gain/loss from 3rd Qtr to Finish  
Blue arrow indicates best gain in these quarters.



# Menangle Race 10 Distance 2300m

Saturday, 3 May 2025


Gross Time: 2:46.20 MileRate: 1:56.30 LeadTime: 49.90s First Qtr: 30.60s Second Qtr: 30.70s Third Qtr: 27.50s Fourth Qtr: 27.50s

DATA TABLE: 800 / 400 Posi's are position from leader and (how wide the horse was at that position)

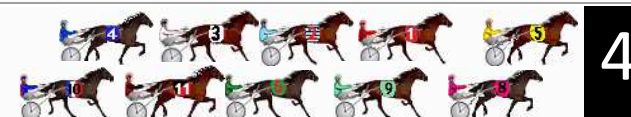
No	Horse	Plc	Mar	800 Posi	400 Posi	Time	3rd Qtr	4th Qt
6	Guilty Party	1	0.0m	15.0m (1)	10.4m (1)	2:46.20	27.19s	26.79s
9	Donegal Luther	2	1.8m	11.0m (1)	6.0m (1)	2:46.33	27.16s	27.21s
11	Red Reactor	3	8.8m	19.0m (1)	14.4m (1)	2:46.84	27.19s	27.12s
5	Hugo Maguire	4	11.3m	0.0m (0)	0.0m (0)	2:47.02	27.50s	28.27s
2	Jalaneel	5	11.9m	8.6m (0)	9.0m (0)	2:47.06	27.53s	27.70s
8	John McLean	5	11.9m	6.6m (1)	1.4m (1)	2:47.06	27.14s	28.22s
4	Montefiore	7	14.0m	17.2m (0)	17.0m (0)	2:47.21	27.49s	27.29s
10	Dontletfearstopya	8	15.4m	22.2m (0)	18.6m (1)	2:47.31	27.25s	27.28s
1	Jilliby Fabio	9	20.2m	4.4m (0)	5.0m (0)	2:47.66	27.54s	28.54s
3	Aqua Sancta	10	23.2m	13.0m (0)	13.0m (0)	2:47.88	27.50s	28.20s

## Finish Position and metres gained

First Arrow shows distance gain/loss from 2nd Qtr to 3rd Qtr,  
Second Arrow shows distance gain/loss from 3rd Qtr to Finish  
Blue arrow indicates best gain in these quarters.



Visual positions in race at 2nd Quarter



Visual positions in race at 3rd Quarter