

Forbes Race 1 Distance 1680m

Sunday, 4 May 2025

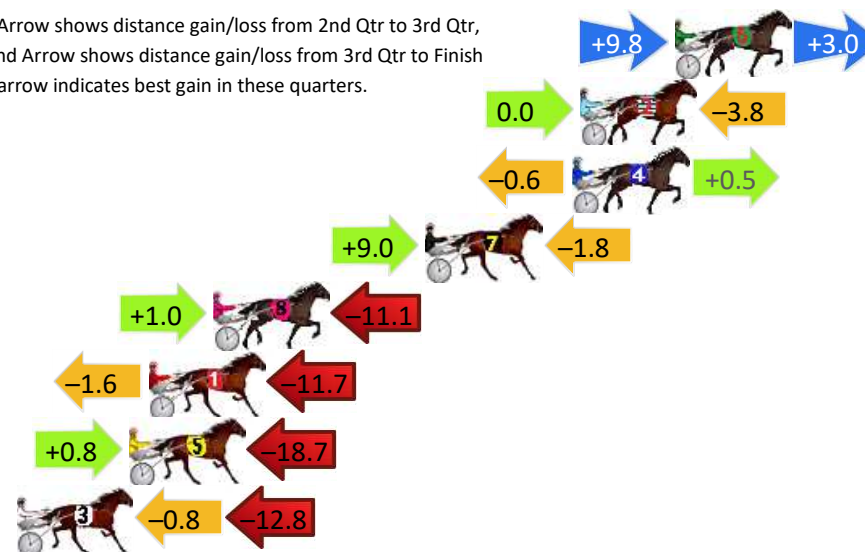
Gross Time: 2:06.00 MileRate: 2:00.70 LeadTime: 6.10s First Qtr: 29.60s Second Qtr: 31.60s Third Qtr: 30.20s Fourth Qtr: 28.50s

DATA TABLE: 800 / 400 Posi's are position from leader and (how wide the horse was at that position)

No	Horse	Plc	Mar	800 Posi	400 Posi	Time	3rd Qtr	4th Qt
6	Studleigh Sunrise	1	0.0m	12.8m (1)	3.0m (2)	2:06.00	29.48s	28.29s
2	Belle Of Belmont	2	3.8m	0.0m (0)	0.0m (0)	2:06.28	30.21s	28.77s
4	Mammals Reason	3	4.1m	4.0m (0)	4.6m (0)	2:06.31	30.24s	28.46s
7	Sweet Sweet Tooth	4	10.0m	17.2m (1)	8.2m (2)	2:06.75	29.55s	28.63s
8	Irish Speed	5	18.5m	8.4m (1)	7.4m (1)	2:07.38	30.15s	29.29s
1	Beautifully Put	6	21.1m	7.8m (0)	9.4m (0)	2:07.58	30.34s	29.33s
5	Colensjoy	7	21.9m	4.0m (1)	3.2m (1)	2:07.64	30.18s	29.82s
3	Turn Out The Light	8	26.4m	12.8m (0)	13.6m (1)	2:07.98	30.29s	29.41s

Finish Position and metres gained

First Arrow shows distance gain/loss from 2nd Qtr to 3rd Qtr,
Second Arrow shows distance gain/loss from 3rd Qtr to Finish
Blue arrow indicates best gain in these quarters.



800

Visual positions in race at 2nd Quarter



400

Visual positions in race at 3rd Quarter



Powered by



Harness Analyser

Sectional Analysis Software

Not just form | Free Trial

www.facebook.com/PJHarnessRacing



RISE Digital, Harness Racing Australia nor the provider accepts any responsibility for the completeness or accuracy of any of the information contained herein, and makes no representations about its suitability for any particular purpose. Users should make their own judgements about those matters and/or seek independent advice. You assume all risks associated with use of data provided on this page

Forbes Race 2 Distance 1680m

Sunday, 4 May 2025

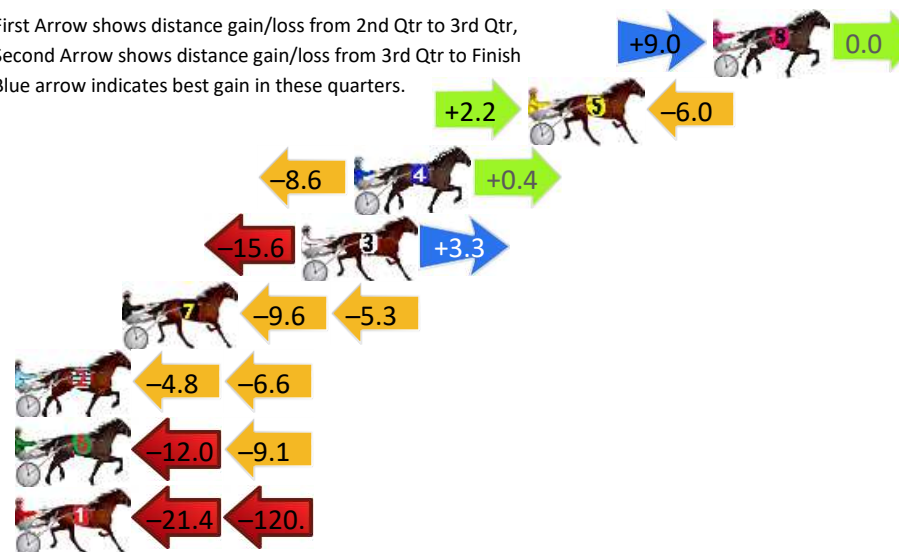
Gross Time: 2:06.90 MileRate: 2:01.60 LeadTime: 6.30s First Qtr: 32.80s Second Qtr: 29.60s Third Qtr: 29.40s Fourth Qtr: 28.80s

DATA TABLE: 800 / 400 Posi's are position from leader and (how wide the horse was at that position)

No	Horse	Plc	Mar	800 Posi	400 Posi	Time	3rd Qtr	4th Qt
8	Terragong Swinger	1	0.0m	9.0m (2)	0.0m (1)	2:06.90	28.75s	28.80s
5	Rockin Sweet	2	7.4m	3.6m (2)	1.4m (0)	2:07.46	29.25s	29.23s
4	Sergeant Pee Jay	3	14.4m	6.2m (1)	14.8m (0)	2:07.99	30.02s	28.77s
3	Grant For Lexy	4	16.5m	4.2m (0)	19.8m (1)	2:08.15	30.53s	28.56s
7	Monster Mint	5	23.7m	8.8m (0)	18.4m (2)	2:08.69	30.10s	29.18s
2	Calm Reason	6	31.2m	19.8m (0)	24.6m (2)	2:09.26	29.75s	29.27s
6	Excuse To Collect	7	33.9m	12.8m (0)	24.8m (1)	2:09.46	30.27s	29.45s
1	Mondos Reason	8	141.8m	0.0m (0)	21.4m (0)	2:17.62	31.04s	37.42s

Finish Position and metres gained

First Arrow shows distance gain/loss from 2nd Qtr to 3rd Qtr,
Second Arrow shows distance gain/loss from 3rd Qtr to Finish
Blue arrow indicates best gain in these quarters.



Visual positions in race at 2nd Quarter

800



Visual positions in race at 3rd Quarter

400



Powered by



Harness Analyser

Sectional Analysis Software

Not just form | Free Trial

www.facebook.com/PJHarnessRacing



RISE Digital, Harness Racing Australia nor the provider accepts any responsibility for the completeness or accuracy of any of the information contained herein, and makes no representations about its suitability for any particular purpose. Users should make their own judgements about those matters and/or seek independent advice. You assume all risks associated with use of data provided on this page

Forbes Race 3 Distance 1680m

Sunday, 4 May 2025


Gross Time: 2:05.20 MileRate: 2:00.00 LeadTime: 6.50s First Qtr: 30.70s Second Qtr: 29.90s Third Qtr: 28.30s Fourth Qtr: 29.80s

DATA TABLE: 800 / 400 Posi's are position from leader and (how wide the horse was at that position)

NoHorse	Plc	Mar	800 Posi	400 Posi	Time	3rd Qtr	4th Qt
4 Rose Of Juliana	1	0.0m	0.2m (1)	0.0m (1)	2:05.20	28.29s	29.80s
1 Dusty Muster	2	2.4m	0.0m (0)	1.0m (0)	2:05.39	28.37s	29.90s
9 Caribbean Pat	3	8.1m	9.6m (0)	11.8m (0)	2:05.83	28.47s	29.53s
3 Ingermarla	4	8.6m	6.4m (1)	10.6m (2)	2:05.87	28.61s	29.65s
7 Glemelly Beach	5	10.8m	4.6m (0)	8.2m (1)	2:06.04	28.56s	29.99s
10 Karinya Max	6	13.7m	19.6m (1)	19.4m (2)	2:06.27	28.30s	29.38s
2 Mittys Three Aces	7	13.8m	11.0m (1)	16.6m (1)	2:06.28	28.71s	29.59s
6 Beach On Fire	8	17.0m	24.2m (1)	29.0m (1)	2:06.53	28.67s	28.91s
5 Preacher Quince	9	18.8m	15.2m (0)	22.8m (0)	2:06.67	28.86s	29.50s
8 Josey Mint	10	23.1m	15.2m (1)	22.0m (1)	2:07.00	28.79s	29.88s

Finish Position and metres gained

First Arrow shows distance gain/loss from 2nd Qtr to 3rd Qtr, Second Arrow shows distance gain/loss from 3rd Qtr to Finish Blue arrow indicates best gain in these quarters.



800

Visual positions in race at 2nd Quarter



400

Visual positions in race at 3rd Quarter



Powered by



Harness Analyser

Sectional Analysis Software

Not just form | Free Trial

www.facebook.com/PJHarnessRacing



RISE Digital, Harness Racing Australia nor the provider accepts any responsibility for the completeness or accuracy of any of the information contained herein, and makes no representations about its suitability for any particular purpose. Users should make their own judgements about those matters and/or seek independent advice. You assume all risks associated with use of data provided on this page

Forbes Race 4 Distance 1680m

Sunday, 4 May 2025

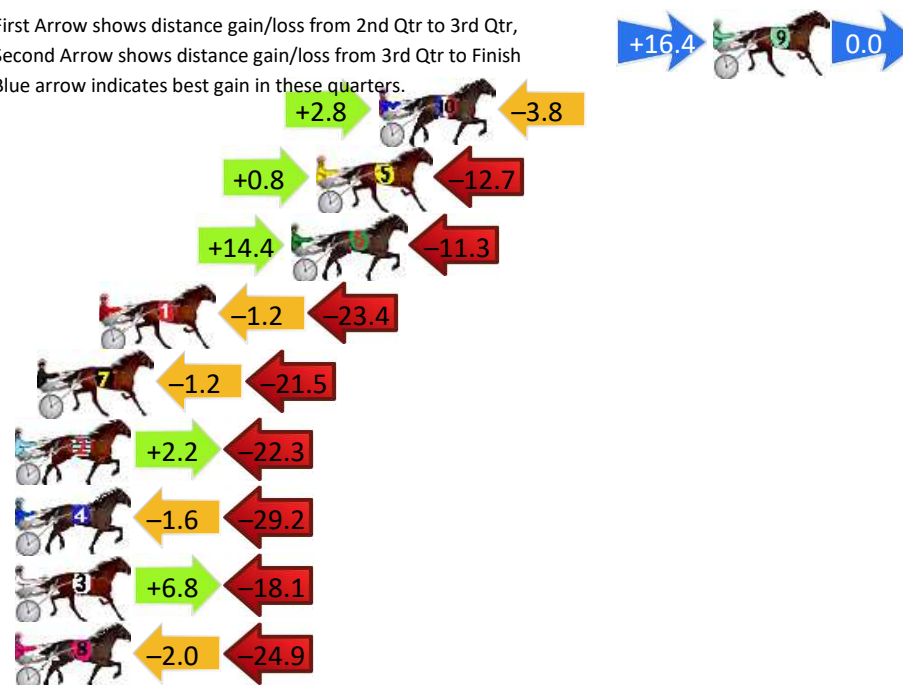
Gross Time: 2:03.00 MileRate: 1:57.80 LeadTime: 6.30s First Qtr: 28.60s Second Qtr: 30.80s Third Qtr: 29.20s Fourth Qtr: 28.10s

DATA TABLE: 800 / 400 Posi's are position from leader and (how wide the horse was at that position)

NoHorse	Plc	Mar	800 Posi	400 Posi	Time	3rd Qtr	4th Qt
9 Warrawee Flyer	1	0.0m	16.4m (1)	0.0m (3)	2:03.00	28.03s	28.10s
10 Flirts Diva	2	13.4m	12.4m (1)	9.6m (2)	2:03.99	29.01s	28.37s
5 Shez A Warrior	3	15.9m	4.0m (1)	3.2m (2)	2:04.17	29.16s	28.99s
6 Scarlet Bling	4	16.9m	20.0m (1)	5.6m (3)	2:04.25	28.19s	28.89s
1 Tulhurst Toot Toot	5	24.6m	0.0m (0)	1.2m (0)	2:04.82	29.32s	29.73s
7 Ideal Tao	6	27.1m	4.4m (0)	5.6m (0)	2:05.00	29.31s	29.60s
2 Our Sailor	7	28.3m	8.2m (1)	6.0m (1)	2:05.09	29.07s	29.66s
4 The Missing Sock	8	30.8m	0.0m (1)	1.6m (1)	2:05.27	29.35s	30.14s
3 Chillax	9	35.1m	23.8m (1)	17.0m (1)	2:05.59	28.74s	29.36s
8 Studleigh Starlite	10	35.9m	9.0m (0)	11.0m (0)	2:05.65	29.38s	29.84s

Finish Position and metres gained

First Arrow shows distance gain/loss from 2nd Qtr to 3rd Qtr,
Second Arrow shows distance gain/loss from 3rd Qtr to Finish
Blue arrow indicates best gain in these quarters.



Visual positions in race at 2nd Quarter

800



Visual positions in race at 3rd Quarter

400



Powered by



Harness Analyser

Sectional Analysis Software

Not just form | Free Trial

www.facebook.com/PJHarnessRacing



RISE Digital, Harness Racing Australia nor the provider accepts any responsibility for the completeness or accuracy of any of the information contained herein, and makes no representations about its suitability for any particular purpose. Users should make their own judgements about those matters and/or seek independent advice. You assume all risks associated with use of data provided on this page

Forbes Race 5 Distance 1680m

Sunday, 4 May 2025

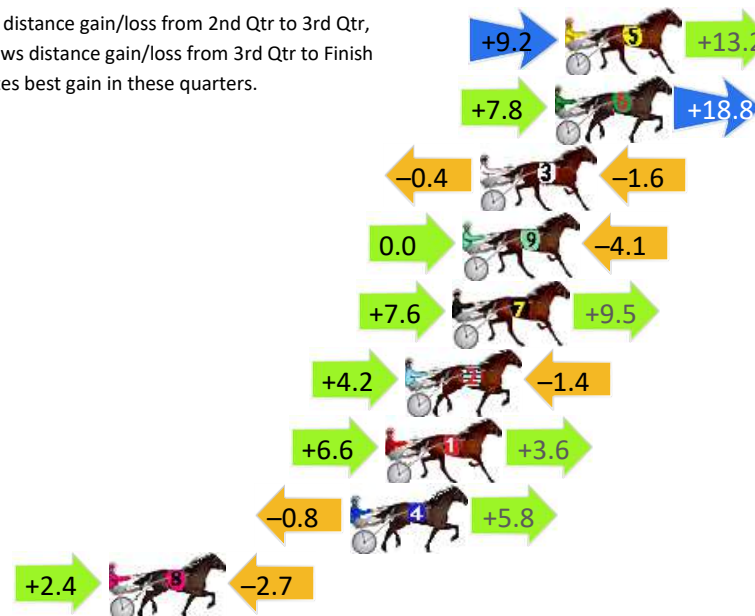
Gross Time: 2:05.20 MileRate: 2:00.00 LeadTime: 6.50s First Qtr: 29.40s Second Qtr: 29.00s Third Qtr: 29.70s Fourth Qtr: 30.60s

DATA TABLE: 800 / 400 Posi's are position from leader and (how wide the horse was at that position)

No	Horse	Plc	Mar	800 Posi	400 Posi	Time	3rd Qtr	4th Qt
5	Western Bill	1	0.0m	22.4m (1)	13.2m (3)	2:05.20	29.03s	29.60s
6	Lennox Bromac	2	0.4m	27.0m (1)	19.2m (3)	2:05.23	29.14s	29.17s
3	Our Dickie Bart	3	3.4m	1.4m (0)	1.8m (0)	2:05.47	29.73s	30.72s
9	Alpha Xena	4	4.1m	0.0m (1)	0.0m (1)	2:05.53	29.70s	30.91s
7	Gabbys Sportstar	5	4.5m	21.6m (0)	14.0m (0)	2:05.56	29.14s	29.88s
2	Rock Queen	6	6.4m	9.2m (0)	5.0m (1)	2:05.71	29.38s	30.71s
1	The Ringmaster	7	7.2m	17.4m (0)	10.8m (1)	2:05.78	29.21s	30.33s
4	Peaksart	8	8.6m	13.6m (1)	14.4m (1)	2:05.89	29.77s	30.16s
8	Eclipse Line	9	18.3m	18.0m (1)	15.6m (2)	2:06.67	29.52s	30.81s

Finish Position and metres gained

First Arrow shows distance gain/loss from 2nd Qtr to 3rd Qtr,
Second Arrow shows distance gain/loss from 3rd Qtr to Finish
Blue arrow indicates best gain in these quarters.



Visual positions in race at 2nd Quarter



Visual positions in race at 3rd Quarter



Powered by



Harness Analyser

Sectional Analysis Software

Not just form | Free Trial

www.facebook.com/PJHarnessRacing



RISE Digital, Harness Racing Australia nor the provider accepts any responsibility for the completeness or accuracy of any of the information contained herein, and makes no representations about its suitability for any particular purpose. Users should make their own judgements about those matters and/or seek independent advice. You assume all risks associated with use of data provided on this page

Forbes Race 6 Distance 2060m

Sunday, 4 May 2025



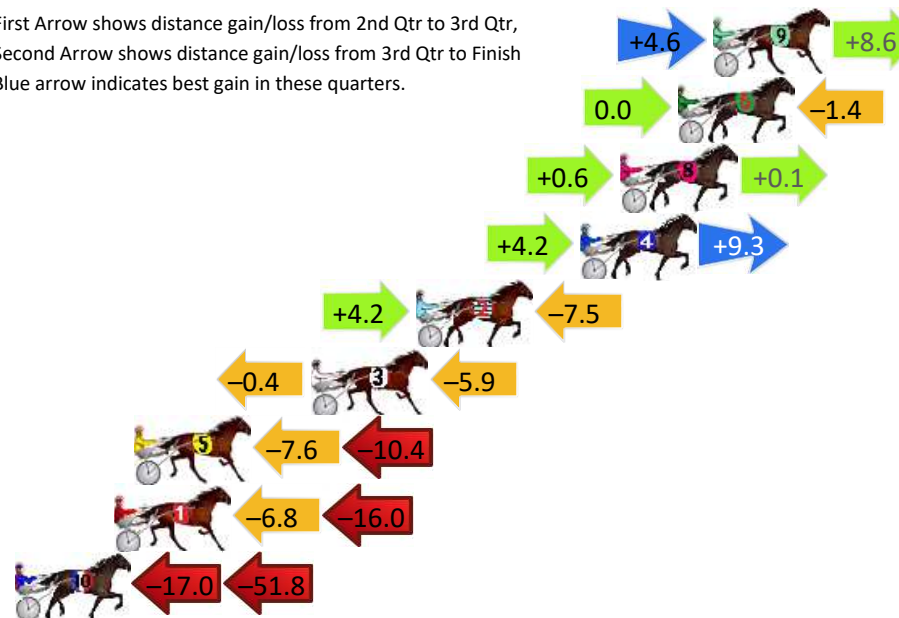
Gross Time: 2:35.80 MileRate: 2:01.70 LeadTime: 35.30s First Qtr: 32.70s Second Qtr: 30.00s Third Qtr: 28.90s Fourth Qtr: 28.90s

DATA TABLE: 800 / 400 Posi's are position from leader and (how wide the horse was at that position)

No	Horse	Plc	Mar	800 Posi	400 Posi	Time	3rd Qtr	4th Qt
9	Karinya Haz	1	0.0m	13.2m (1)	8.6m (2)	2:35.80	28.57s	28.28s
6	Seven Tee Two	2	1.4m	0.0m (1)	0.0m (0)	2:35.91	28.90s	29.00s
8	Nixsun	3	3.7m	4.4m (1)	3.8m (1)	2:36.08	28.86s	28.89s
4	Riviere	4	5.3m	18.8m (1)	14.6m (1)	2:36.20	28.60s	28.23s
2	Teeswift	5	11.9m	8.6m (1)	4.4m (2)	2:36.70	28.60s	29.44s
3	Celebrity Cruise	6	16.1m	9.8m (0)	10.2m (1)	2:37.02	28.93s	29.32s
5	American Boulevard	7	23.2m	5.2m (0)	12.8m (0)	2:37.56	29.45s	29.65s
1	Sanders	8	24.0m	1.2m (0)	8.0m (0)	2:37.62	29.39s	30.05s
10	Major Ark	9	106.8m	38.0m (0)	55.0m (0)	2:43.90	30.12s	32.62s

Finish Position and metres gained

First Arrow shows distance gain/loss from 2nd Qtr to 3rd Qtr, Second Arrow shows distance gain/loss from 3rd Qtr to Finish
Blue arrow indicates best gain in these quarters.



Forbes Race 7 Distance 1680m

Sunday, 4 May 2025



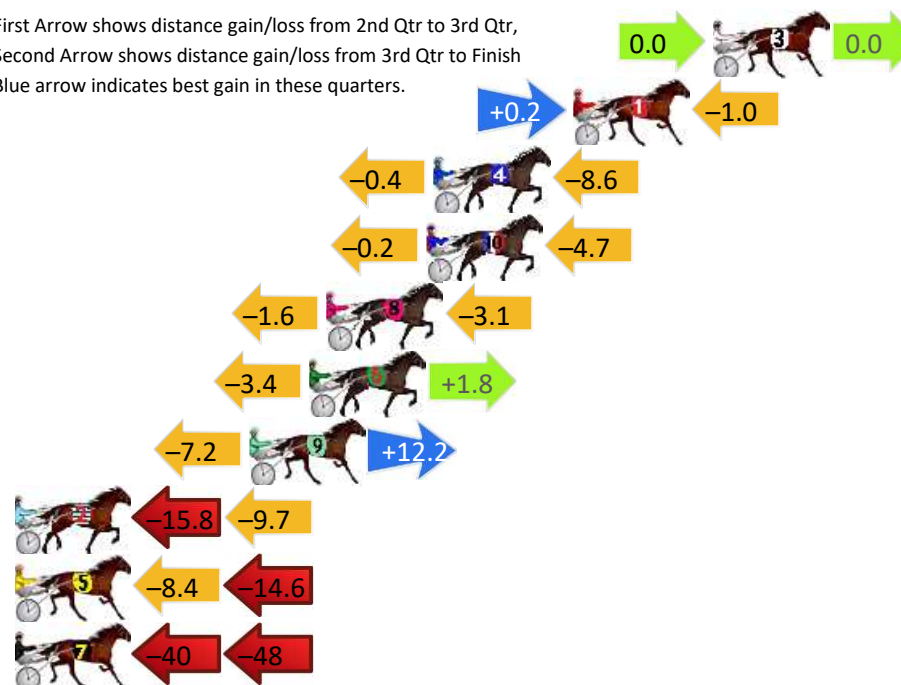
Gross Time: 2:03.50 MileRate: 1:58.30 LeadTime: 6.40s First Qtr: 30.20s Second Qtr: 29.80s Third Qtr: 28.20s Fourth Qtr: 28.90s

DATA TABLE: 800 / 400 Posi's are position from leader and (how wide the horse was at that position)

No	Horse	Plc	Mar	800 Posi	400 Posi	Time	3rd Qtr	4th Qt
3	Deewhy	1	0.0m	0.0m (0)	0.0m (0)	2:03.50	28.20s	28.90s
1	Tulhurst Elvis	2	5.6m	4.8m (0)	4.6m (0)	2:03.92	28.18s	28.97s
4	Tulhurst Writer	3	11.2m	2.2m (1)	2.6m (1)	2:04.35	28.22s	29.52s
10	Zolton	4	11.5m	6.6m (1)	6.8m (1)	2:04.37	28.21s	29.24s
8	Burrabadine Bullet	5	15.5m	10.8m (1)	12.4m (1)	2:04.68	28.31s	29.12s
6	Kerpat Joy	6	16.2m	14.6m (1)	18.0m (1)	2:04.73	28.44s	28.77s
9	Zulu Zane	7	18.6m	23.6m (0)	30.8m (1)	2:04.91	28.72s	28.02s
2	Cala Greca	8	36.3m	10.8m (0)	26.6m (0)	2:06.25	29.31s	29.60s
5	Cala Jewel	9	37.6m	14.6m (0)	23.0m (1)	2:06.35	28.78s	29.95s
7	Reason To Party	10	187.7m	100.0m (0)	140.0m (0)	2:17.74	31.00s	32.33s

Finish Position and metres gained

First Arrow shows distance gain/loss from 2nd Qtr to 3rd Qtr,
Second Arrow shows distance gain/loss from 3rd Qtr to Finish
Blue arrow indicates best gain in these quarters.



Forbes Race 8 Distance 2060m

Sunday, 4 May 2025


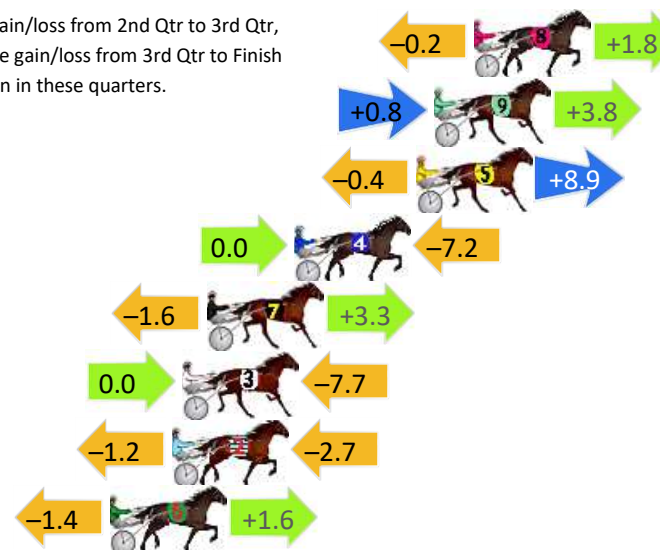
Gross Time: 2:34.80 MileRate: 2:01.00 LeadTime: 34.60s First Qtr: 31.40s Second Qtr: 30.70s Third Qtr: 29.50s Fourth Qtr: 28.60s

DATA TABLE: 800 / 400 Posi's are position from leader and (how wide the horse was at that position)

NoHorse	Plc	Mar	800 Posi	400 Posi	Time	3rd Qtr	4th Qt
8 Nosaer	1	0.0m	1.6m (1)	1.8m (1)	2:34.80	29.51s	28.47s
9 Mitchells Run	2	1.6m	6.2m (1)	5.4m (2)	2:34.92	29.44s	28.33s
5 Roll To The Top	3	2.3m	10.8m (1)	11.2m (1)	2:34.97	29.52s	27.97s
4 Shes Some Lexy	4	7.2m	0.0m (0)	0.0m (0)	2:35.34	29.51s	29.11s
7 Satellite Simba	5	10.7m	12.4m (0)	14.0m (0)	2:35.60	29.61s	28.37s
3 Katlas Dream	6	11.7m	4.0m (0)	4.0m (0)	2:35.68	29.51s	29.15s
2 Bulli Belle	7	12.1m	8.2m (0)	9.4m (0)	2:35.71	29.59s	28.79s
6 Devils Bling	8	14.6m	14.8m (1)	16.2m (1)	2:35.90	29.60s	28.49s

Finish Position and metres gained

First Arrow shows distance gain/loss from 2nd Qtr to 3rd Qtr,
Second Arrow shows distance gain/loss from 3rd Qtr to Finish
Blue arrow indicates best gain in these quarters.



800

Visual positions in race at 2nd Quarter



400

Visual positions in race at 3rd Quarter



Powered by



Harness Analyser

Sectional Analysis Software

Not just form | Free Trial

www.facebook.com/PJHarnessRacing



RISE Digital, Harness Racing Australia nor the provider accepts any responsibility for the completeness or accuracy of any of the information contained herein, and makes no representations about its suitability for any particular purpose. Users should make their own judgements about those matters and/or seek independent advice. You assume all risks associated with use of data provided on this page