

Menangle Race 1 Distance 1609m

Tuesday, 20 May 2025

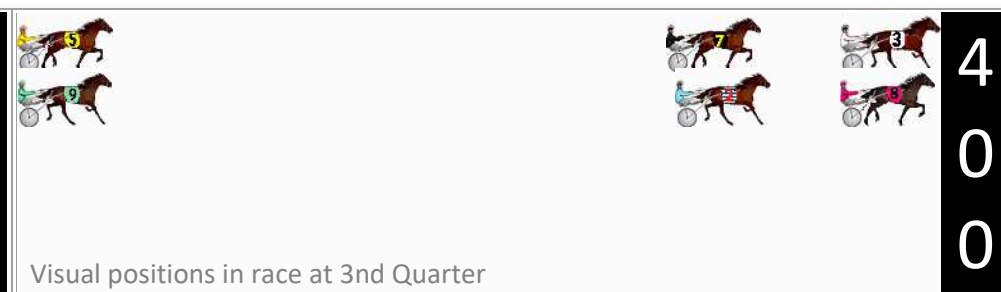
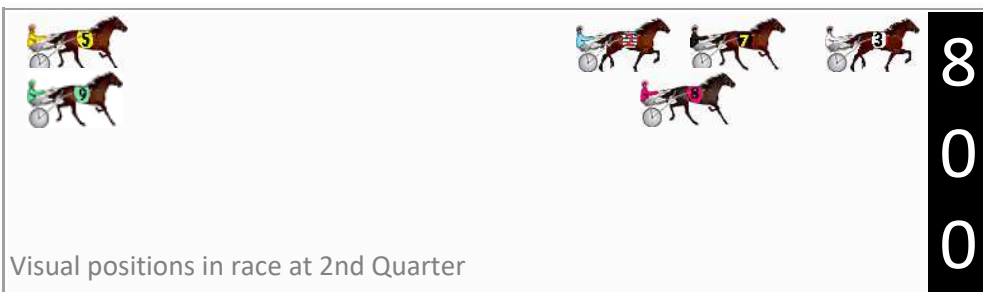

Gross Time: 1:58.40 MileRate: 1:58.40 LeadTime: 0.00s First Qtr: 27.70s Second Qtr: 31.40s Third Qtr: 29.70s Fourth Qtr: 29.60s

DATA TABLE: 800 / 400 Posi's are position from leader and (how wide the horse was at that position)

No	Horse	Plc	Mar	800 Posi	400 Posi	Time	3rd Qtr	4th Qt
8	Gladiatrix	1	0.0m	7.4m (1)	0.0m (1)	1:58.40	29.15s	29.60s
2	Cee Cee In Paris	2	13.2m	10.0m (0)	6.6m (1)	1:59.42	29.45s	30.09s
3	Cartacalha	3	15.0m	0.0m (0)	0.0m (0)	1:59.56	29.70s	30.70s
7	Adelaide Red	4	16.3m	5.4m (0)	7.0m (0)	1:59.66	29.82s	30.28s
9	Acacia Stride	5	47.0m	37.0m (1)	35.0m (1)	2:02.05	29.55s	30.48s
6	Superior Stride	6	50.1m	42.0m (1)	40.0m (1)	2:02.29	29.55s	30.34s
5	Miss Holly Red	7	51.3m	43.0m (0)	40.0m (0)	2:02.38	29.48s	30.43s
1	Trinity Rainbow	8	64.5m	38.0m (0)	35.0m (0)	2:03.40	29.48s	31.77s
4	Im Dreaming	9	131.1m	65.0m (0)	65.0m (0)	2:08.57	29.71s	34.46s

Finish Position and metres gained

First Arrow shows distance gain/loss from 2nd Qtr to 3rd Qtr,
Second Arrow shows distance gain/loss from 3rd Qtr to Finish
Blue arrow indicates best gain in these quarters.



Menangle Race 2 Distance 2300m

Tuesday, 20 May 2025

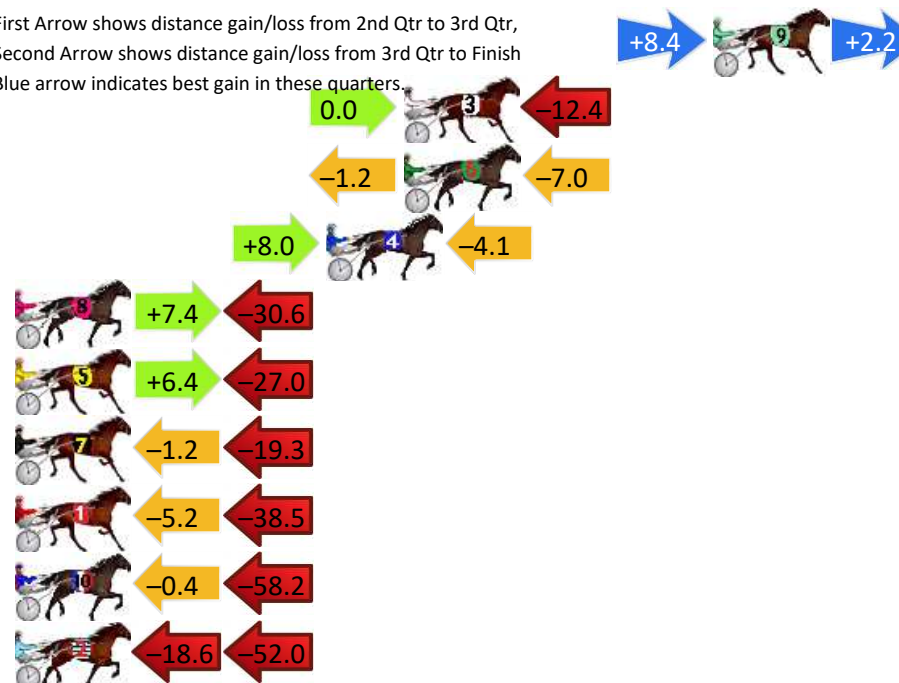
Gross Time: 2:50.00 MileRate: 1:59.00 LeadTime: 51.10s First Qtr: 29.70s Second Qtr: 30.00s Third Qtr: 29.60s Fourth Qtr: 29.60s

DATA TABLE: 800 / 400 Posi's are position from leader and (how wide the horse was at that position)

NoHorse	Plc	Mar	800 Posi	400 Posi	Time	3rd Qtr	4th Qt
9 Alpha Stride	1	0.0m	10.6m (1)	2.2m (1)	2:50.00	28.98s	29.44s
3 Cee Are Seven	2	12.4m	0.0m (0)	0.0m (0)	2:50.96	29.60s	30.51s
6 Valley Star	3	12.4m	4.2m (0)	5.4m (0)	2:50.96	29.69s	30.12s
4 One Pinevale Hill	4	15.5m	19.4m (0)	11.4m (2)	2:51.20	29.01s	29.90s
8 Viksun	5	38.2m	15.0m (1)	7.6m (1)	2:52.96	29.06s	31.85s
5 Itz Trixton Time	6	45.4m	24.8m (0)	18.4m (1)	2:53.52	29.13s	31.59s
7 Down Under Earl	7	49.5m	29.0m (1)	30.2m (1)	2:53.84	29.69s	31.02s
1 Nothing I Want	8	51.9m	8.2m (0)	13.4m (0)	2:54.03	29.98s	32.43s
10 Rakero Warrior	9	83.2m	24.6m (1)	25.0m (1)	2:56.46	29.63s	33.88s
2 Second To Nun	10	83.6m	13.0m (0)	31.6m (0)	2:56.49	30.97s	33.43s

Finish Position and metres gained

First Arrow shows distance gain/loss from 2nd Qtr to 3rd Qtr,
Second Arrow shows distance gain/loss from 3rd Qtr to Finish
Blue arrow indicates best gain in these quarters.



Visual positions in race at 2nd Quarter



Visual positions in race at 3rd Quarter

Menangle Race 3 Distance 2300m

Tuesday, 20 May 2025

Gross Time: 2:50.50

MileRate: 1:59.30

LeadTime: 51.40s

First Qtr: 30.10s

Second Qtr: 30.90s

Third Qtr: 29.30s


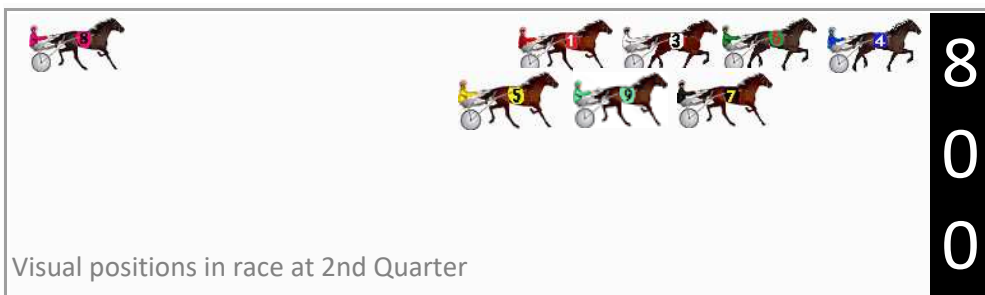
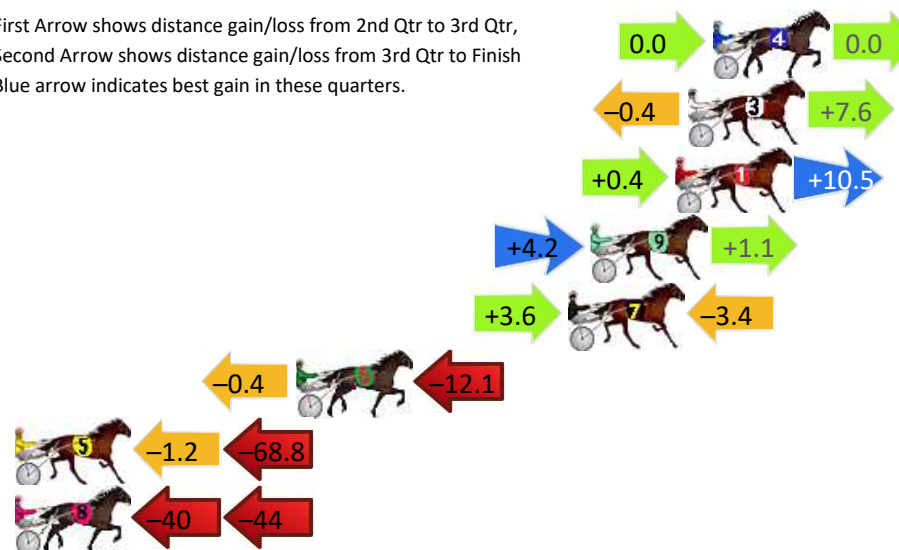
Fourth Qtr: 28.80s

DATA TABLE: 800 / 400 Posi's are position from leader and (how wide the horse was at that position)

NoHorse	Plc	Mar	800 Posi	400 Posi	Time	3rd Qtr	4th Qt
4 Macho Man	1	0.0m	0.0m (0)	0.0m (0)	2:50.50	29.30s	28.80s
3 Malibuu	2	1.0m	8.2m (0)	8.6m (0)	2:50.58	29.32s	28.26s
1 Oh Nova Love	3	1.5m	12.4m (0)	12.0m (1)	2:50.61	29.26s	28.05s
9 Hes A Hammer	4	4.9m	10.2m (1)	6.0m (2)	2:50.87	29.00s	28.72s
7 Affaire De Cover	5	5.8m	6.0m (1)	2.4m (1)	2:50.94	29.04s	29.04s
6 Itzfergietime	6	16.7m	4.2m (0)	4.6m (0)	2:51.76	29.34s	29.67s
5 Chief Runningcloud	7	84.8m	14.8m (1)	16.0m (2)	2:56.91	29.43s	33.73s
8 We Can Have It All	8	223.3m	140.0m (0)	180.0m (0)	3:07.38	32.22s	31.90s

Finish Position and metres gained

First Arrow shows distance gain/loss from 2nd Qtr to 3rd Qtr,
Second Arrow shows distance gain/loss from 3rd Qtr to Finish
Blue arrow indicates best gain in these quarters.



Powered by



Harness Analyser

Sectional Analysis Software

Not just form | Free Trial

www.facebook.com/PJHarnessRacing



RISE Digital, Harness Racing Australia nor the provider accepts any responsibility for the completeness or accuracy of any of the information contained herein, and makes no representations about its suitability for any particular purpose. Users should make their own judgements about those matters and/or seek independent advice. You assume all risks associated with use of data provided on this page

Menangle Race 4 Distance 1609m

Tuesday, 20 May 2025

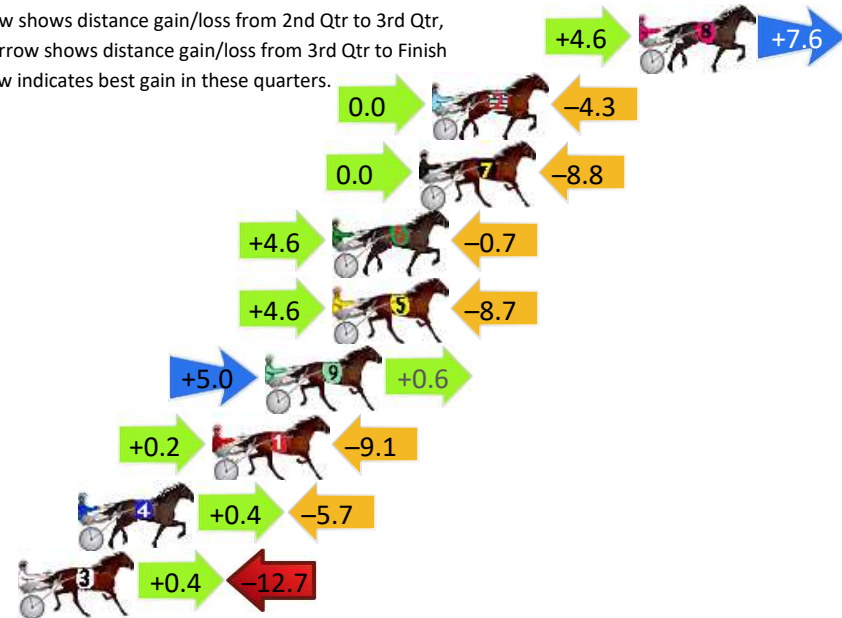
Gross Time: 1:55.60 MileRate: 1:55.60 LeadTime: 0.00s First Qtr: 28.10s Second Qtr: 31.00s Third Qtr: 29.00s Fourth Qtr: 27.50s

DATA TABLE: 800 / 400 Posi's are position from leader and (how wide the horse was at that position)

No	Horse	Plc	Mar	800 Posi	400 Posi	Time	3rd Qtr	4th Qt
8	Nitro Danny	1	0.0m	12.2m (1)	7.6m (2)	1:55.60	28.66s	26.98s
2	Major Hayley	2	8.3m	4.0m (0)	4.0m (0)	1:56.20	29.01s	27.79s
7	Bart Maguire	3	8.8m	0.0m (0)	0.0m (0)	1:56.24	29.02s	28.10s
6	Betting On Courage	4	12.3m	16.2m (1)	11.6m (2)	1:56.49	28.68s	27.55s
5	What For	5	12.3m	8.2m (1)	3.6m (1)	1:56.49	28.69s	28.09s
9	My Great Eight	6	15.0m	20.6m (1)	15.6m (2)	1:56.69	28.65s	27.46s
1	Go Tess Go	7	17.1m	8.2m (0)	8.0m (0)	1:56.84	29.00s	28.12s
4	Fake Mint	8	22.5m	17.2m (0)	16.8m (0)	1:57.23	28.98s	27.89s
3	Get Us A Tinny	9	24.9m	12.6m (0)	12.2m (0)	1:57.40	29.00s	28.37s

Finish Position and metres gained

First Arrow shows distance gain/loss from 2nd Qtr to 3rd Qtr,
Second Arrow shows distance gain/loss from 3rd Qtr to Finish
Blue arrow indicates best gain in these quarters.



Visual positions in race at 2nd Quarter



Visual positions in race at 3rd Quarter



Powered by



Harness Analyser

Sectional Analysis Software

Not just form | Free Trial

www.facebook.com/PJHarnessRacing



RISE Digital, Harness Racing Australia nor the provider accepts any responsibility for the completeness or accuracy of any of the information contained herein, and makes no representations about its suitability for any particular purpose. Users should make their own judgements about those matters and/or seek independent advice. You assume all risks associated with use of data provided on this page

Menangle Race 5 Distance 1609m

Tuesday, 20 May 2025


Gross Time: 1:54.00 MileRate: 1:54.00 LeadTime: 0.00s First Qtr: 27.30s Second Qtr: 29.60s Third Qtr: 28.40s Fourth Qtr: 28.70s

DATA TABLE: 800 / 400 Posi's are position from leader and (how wide the horse was at that position)

No	Horse	Plc	Mar	800 Posi	400 Posi	Time	3rd Qtr	4th Qt
9	Will I Am	1	0.0m	0.0m (0)	0.0m (0)	1:54.00	28.40s	28.70s
6	All Star Magician	2	1.5m	4.2m (0)	4.2m (0)	1:54.11	28.40s	28.51s
4	Reign Maker	3	1.6m	12.4m (0)	12.8m (1)	1:54.12	28.43s	27.90s
1	Woodlea Beaver	4	3.0m	8.4m (0)	9.0m (0)	1:54.23	28.44s	28.27s
5	Notmuchuptop	5	4.8m	21.0m (0)	21.2m (0)	1:54.36	28.42s	27.53s
2	Caribbean Runa	6	5.4m	16.6m (0)	17.0m (1)	1:54.41	28.43s	27.87s
7	Loyola Golf	7	17.1m	25.4m (0)	25.6m (0)	1:55.29	28.42s	28.09s
3	Rose Of Juliana	8	20.5m	20.8m (1)	21.6m (1)	1:55.54	28.46s	28.62s
10	Bettor Be Lucky	9	21.9m	28.8m (1)	28.8m (1)	1:55.65	28.40s	28.21s
8	Halloween	10	24.9m	24.6m (1)	22.8m (2)	1:55.88	28.27s	28.85s


Finish Position and metres gained

First Arrow shows distance gain/loss from 2nd Qtr to 3rd Qtr,
Second Arrow shows distance gain/loss from 3rd Qtr to Finish
Blue arrow indicates best gain in these quarters.



800

Visual positions in race at 2nd Quarter



400

Visual positions in race at 3rd Quarter



Powered by



Harness Analyser

Sectional Analysis Software

Not just form | Free Trial

www.facebook.com/PJHarnessRacing



RISE Digital, Harness Racing Australia nor the provider accepts any responsibility for the completeness or accuracy of any of the information contained herein, and makes no representations about its suitability for any particular purpose. Users should make their own judgements about those matters and/or seek independent advice. You assume all risks associated with use of data provided on this page

Menangle Race 6 Distance 1609m

Tuesday, 20 May 2025


Gross Time: 1:54.70 MileRate: 1:54.70 LeadTime: 0.00s First Qtr: 27.60s Second Qtr: 28.80s Third Qtr: 29.30s Fourth Qtr: 29.00s

DATA TABLE: 800 / 400 Posi's are position from leader and (how wide the horse was at that position)

No	Horse	Plc	Mar	800 Posi	400 Posi	Time	3rd Qtr	4th Qt
1	Crusader Miss	1	0.0m	2.2m (0)	4.2m (0)	1:54.70	29.44s	28.70s
9	Lets Turn It On	2	0.5m	0.6m (2)	0.0m (0)	1:54.74	29.26s	29.04s
3	Parallel	3	3.1m	12.4m (0)	12.4m (0)	1:54.94	29.30s	28.33s
8	Nothingbutwaves	4	5.3m	14.2m (1)	6.2m (2)	1:55.10	28.72s	28.94s
10	Royal Vincent	5	6.8m	17.8m (0)	13.2m (2)	1:55.22	28.96s	28.54s
2	Ee Jay Why	6	9.5m	8.8m (0)	8.4m (0)	1:55.42	29.27s	29.08s
5	Hesaa Lister	7	9.5m	2.0m (1)	1.4m (1)	1:55.42	29.26s	29.58s
4	Watch Your Back	8	10.9m	6.0m (1)	5.4m (1)	1:55.53	29.26s	29.40s
6	Epic Ernie	9	42.5m	10.0m (1)	12.0m (1)	1:57.93	29.46s	31.20s

Finish Position and metres gained

First Arrow shows distance gain/loss from 2nd Qtr to 3rd Qtr,
Second Arrow shows distance gain/loss from 3rd Qtr to Finish
Blue arrow indicates best gain in these quarters.



800

Visual positions in race at 2nd Quarter



400

Visual positions in race at 3rd Quarter

Menangle Race 7 Distance 1609m

Tuesday, 20 May 2025


Gross Time: 1:54.90 MileRate: 1:54.90 LeadTime: 0.00s First Qtr: 28.80s Second Qtr: 30.10s Third Qtr: 28.80s Fourth Qtr: 27.20s

DATA TABLE: 800 / 400 Posi's are position from leader and (how wide the horse was at that position)

No	Horse	Plc	Mar	800 Posi	400 Posi	Time	3rd Qtr	4th Qt
9	Montefiore	1	0.0m	3.0m (1)	1.6m (1)	1:54.90	28.70s	27.09s
1	Harrys Deal	2	1.2m	0.0m (0)	0.0m (0)	1:54.99	28.80s	27.28s
2	Son Of The Shark	3	7.2m	4.0m (0)	4.0m (0)	1:55.42	28.81s	27.42s
7	Lochiel	4	7.7m	19.8m (1)	19.2m (1)	1:55.45	28.74s	26.42s
5	Til Heavens Rockn	5	8.0m	15.8m (1)	15.2m (1)	1:55.47	28.74s	26.71s
6	Swedish Meatballs	6	9.0m	7.2m (1)	5.8m (1)	1:55.54	28.71s	27.42s
3	Rio De Janeiro Blue	7	9.4m	11.6m (1)	10.6m (1)	1:55.57	28.73s	27.12s
8	Radiant Amber	8	13.4m	16.4m (0)	18.4m (0)	1:55.86	28.93s	26.86s
10	Double It Harry	9	14.2m	12.2m (0)	14.4m (0)	1:55.92	28.95s	27.19s
4	Dan Fernando	10	16.8m	8.2m (0)	10.4m (0)	1:56.10	28.97s	27.63s

Finish Position and metres gained

First Arrow shows distance gain/loss from 2nd Qtr to 3rd Qtr,
Second Arrow shows distance gain/loss from 3rd Qtr to Finish
Blue arrow indicates best gain in these quarters.



800

Visual positions in race at 2nd Quarter



400

Visual positions in race at 3rd Quarter



Powered by



Harness Analyser

Sectional Analysis Software

Not just form | Free Trial

www.facebook.com/PJHarnessRacing



RISE Digital, Harness Racing Australia nor the provider accepts any responsibility for the completeness or accuracy of any of the information contained herein, and makes no representations about its suitability for any particular purpose. Users should make their own judgements about those matters and/or seek independent advice. You assume all risks associated with use of data provided on this page

Menangle Race 8 Distance 1609m

Tuesday, 20 May 2025


Gross Time: 1:51.30 MileRate: 1:51.30 LeadTime: 0.00s First Qtr: 27.20s Second Qtr: 29.20s Third Qtr: 27.80s Fourth Qtr: 27.10s

DATA TABLE: 800 / 400 Posi's are position from leader and (how wide the horse was at that position)

No	Horse	Plc	Mar	800 Posi	400 Posi	Time	3rd Qtr	4th Qt
5	Carrera Sunset	1	0.0m	0.0m (0)	0.0m (0)	1:51.30	27.80s	27.10s
6	Arnies Army	2	7.6m	13.4m (1)	11.4m (2)	1:51.84	27.66s	26.84s
3	John McLean	3	9.5m	17.8m (1)	15.6m (2)	1:51.98	27.64s	26.69s
1	Classic Mission	4	11.7m	12.2m (0)	12.4m (0)	1:52.14	27.81s	27.05s
8	Give Me A Minute	5	12.3m	8.0m (0)	8.4m (0)	1:52.18	27.83s	27.36s
10	Chicago Bart	6	16.3m	26.6m (1)	24.4m (1)	1:52.46	27.64s	26.55s
4	Sweet Hayley Jane	7	17.6m	4.0m (0)	4.2m (0)	1:52.56	27.83s	28.00s
7	Power Up	8	18.4m	21.8m (1)	20.2m (2)	1:52.61	27.69s	26.98s
2	Promising	9	22.3m	9.0m (1)	7.6m (1)	1:52.89	27.72s	28.09s
9	Joelita	10	22.5m	31.2m (1)	29.8m (1)	1:52.91	27.70s	26.61s

Finish Position and metres gained

First Arrow shows distance gain/loss from 2nd Qtr to 3rd Qtr,
Second Arrow shows distance gain/loss from 3rd Qtr to Finish
Blue arrow indicates best gain in these quarters.



Visual positions in race at 2nd Quarter

800



Visual positions in race at 3rd Quarter

400



Powered by



Harness Analyser

Sectional Analysis Software

Not just form | Free Trial

www.facebook.com/PJHarnessRacing



RISE Digital, Harness Racing Australia nor the provider accepts any responsibility for the completeness or accuracy of any of the information contained herein, and makes no representations about its suitability for any particular purpose. Users should make their own judgements about those matters and/or seek independent advice. You assume all risks associated with use of data provided on this page