

Bathurst Race 1 Distance 1730m

Wednesday, 21 May 2025



Gross Time: 2:05.60 MileRate: 1:56.80 LeadTime: 8.20s First Qtr: 29.20s Second Qtr: 29.80s Third Qtr: 28.80s Fourth Qtr: 29.60s

DATA TABLE: 800 / 400 Posi's are position from leader and (how wide the horse was at that position)

No	Horse	Plc	Mar	800 Posi	400 Posi	Time	3rd Qtr	4th Qt
1	Terryrama	1	0.0m	4.5m (0)	5.2m (0)	2:05.60	28.86s	29.22s
11	Excess Vitality	1	0.0m	0.4m (1)	0.3m (1)	2:05.60	28.79s	29.58s
2	Itsokaynottobeokay	3	2.3m	0.0m (0)	0.0m (0)	2:05.78	28.80s	29.78s
6	Reason To Party	3	2.3m	13.3m (1)	12.7m (2)	2:05.78	28.77s	28.86s
9	Shes Some Lexy	5	5.4m	8.7m (0)	9.4m (0)	2:06.02	28.86s	29.34s
3	Katlas Dream	6	7.2m	5.2m (1)	5.2m (1)	2:06.16	28.81s	29.78s
4	Backwards First	7	11.5m	9.1m (1)	10.2m (1)	2:06.49	28.89s	29.75s
7	Hazza Is Watching	8	12.1m	12.9m (0)	13.8m (0)	2:06.54	28.88s	29.54s
8	Nevertoolate	9	12.6m	18.0m (1)	17.9m (1)	2:06.58	28.81s	29.28s
5	Riviere	10	18.5m	20.4m (0)	18.2m (0)	2:07.04	28.66s	29.72s

Finish Position and metres gained

First Arrow shows distance gain/loss from 2nd Qtr to 3rd Qtr,
Second Arrow shows distance gain/loss from 3rd Qtr to Finish
Blue arrow indicates best gain in these quarters.



800

Visual positions in race at 2nd Quarter



400

Visual positions in race at 3rd Quarter



Powered by



Harness Analyser

Sectional Analysis Software

Not just form | Free Trial

www.facebook.com/PJHarnessRacing



RISE Digital, Harness Racing Australia nor the provider accepts any responsibility for the completeness or accuracy of any of the information contained herein, and makes no representations about its suitability for any particular purpose. Users should make their own judgements about those matters and/or seek independent advice. You assume all risks associated with use of data provided on this page

Bathurst Race 2 Distance 2260m

Wednesday, 21 May 2025


Gross Time: 2:45.20 MileRate: 1:57.70 LeadTime: 47.70s First Qtr: 29.70s Second Qtr: 30.10s Third Qtr: 28.10s Fourth Qtr: 29.60s

DATA TABLE: 800 / 400 Posi's are position from leader and (how wide the horse was at that position)

No	Horse	Plc	Mar	800 Posi	400 Posi	Time	3rd Qtr	4th Qt
6	No Luck	1	0.0m	0.0m (0)	0.0m (0)	2:45.20	28.10s	29.60s
8	Alwaysbmypony	2	0.9m	13.0m (1)	9.2m (1)	2:45.27	27.85s	29.01s
5	Pops Legacy	3	2.4m	3.3m (1)	3.1m (1)	2:45.39	28.09s	29.57s
9	Vamos	4	8.6m	12.9m (0)	21.5m (0)	2:45.87	28.74s	28.73s
3	McLean	5	10.9m	4.0m (0)	5.6m (0)	2:46.05	28.22s	30.05s
7	R K Finn	6	17.6m	22.3m (0)	17.6m (1)	2:46.57	27.80s	29.71s
4	Sharper Memory	7	20.9m	17.8m (0)	23.2m (1)	2:46.82	28.52s	29.56s
2	Gisselle	8	46.9m	8.5m (1)	13.1m (0)	2:48.84	28.45s	32.30s
1	Uncle Sporty	9	66.3m	8.6m (0)	25.7m (0)	2:50.34	29.34s	32.90s

Finish Position and metres gained

First Arrow shows distance gain/loss from 2nd Qtr to 3rd Qtr,
Second Arrow shows distance gain/loss from 3rd Qtr to Finish
Blue arrow indicates best gain in these quarters.



Visual positions in race at 2nd Quarter



Visual positions in race at 3rd Quarter

Bathurst Race 3 Distance 1730m

Wednesday, 21 May 2025


Gross Time: 2:04.50 MileRate: 1:55.80 LeadTime: 8.00s First Qtr: 28.90s Second Qtr: 30.90s Third Qtr: 28.50s Fourth Qtr: 28.20s

DATA TABLE: 800 / 400 Posi's are position from leader and (how wide the horse was at that position)

No	Horse	Plc	Mar	800 Posi	400 Posi	Time	3rd Qtr	4th Qt
2	Misterfourthousand	1	0.0m	0.0m (0)	0.0m (0)	2:04.50	28.50s	28.20s
1	Uncle Tony	2	8.9m	4.8m (0)	4.0m (0)	2:05.16	28.44s	28.58s
10	Kadar	3	13.5m	9.0m (0)	8.0m (0)	2:05.50	28.42s	28.64s
3	Studleigh Melise	4	14.1m	15.1m (1)	11.6m (1)	2:05.54	28.25s	28.42s
8	Jayjaybenny	5	14.6m	23.9m (1)	19.9m (2)	2:05.58	28.21s	27.88s
5	Intrusion	6	15.8m	19.3m (1)	16.2m (1)	2:05.67	28.27s	28.23s
4	Drive To The Beach	7	16.3m	13.6m (0)	12.5m (0)	2:05.71	28.42s	28.53s
7	The Swift One	8	18.0m	6.6m (1)	4.0m (1)	2:05.83	28.31s	29.25s
9	The Ex Horseist	9	20.4m	18.6m (0)	17.0m (0)	2:06.01	28.38s	28.51s
6	Dun Spruikin	10	29.9m	10.6m (1)	6.3m (2)	2:06.72	28.19s	29.98s

Finish Position and metres gained

First Arrow shows distance gain/loss from 2nd Qtr to 3rd Qtr,
Second Arrow shows distance gain/loss from 3rd Qtr to Finish
Blue arrow indicates best gain in these quarters.



Visual positions in race at 2nd Quarter



Visual positions in race at 3rd Quarter

Bathurst Race 4 Distance 1730m

Wednesday, 21 May 2025


Gross Time: 2:02.60 MileRate: 1:54.00 LeadTime: 8.70s First Qtr: 26.60s Second Qtr: 30.30s Third Qtr: 28.30s Fourth Qtr: 28.70s

DATA TABLE: 800 / 400 Posi's are position from leader and (how wide the horse was at that position)

No	Horse	Plc	Mar	800 Posi	400 Posi	Time	3rd Qtr	4th Qt
9	Kick The Switch	1	0.0m	4.6m (0)	4.5m (0)	2:02.60	28.30s	28.38s
1	Hes Chiming	2	0.5m	0.0m (0)	0.0m (0)	2:02.64	28.30s	28.74s
4	Ideal Timing	3	1.7m	12.8m (0)	12.1m (1)	2:02.73	28.26s	27.97s
3	Happy Reg	4	3.4m	8.8m (0)	8.5m (0)	2:02.86	28.28s	28.36s
5	Eric The Kicker	5	6.0m	7.3m (1)	7.6m (2)	2:03.05	28.33s	28.61s
6	Hunter Shannon	6	11.8m	16.4m (1)	15.3m (2)	2:03.49	28.23s	28.51s
8	Bushy Beach	7	18.8m	11.8m (1)	9.9m (3)	2:04.02	28.17s	29.42s
7	Three Rivers	8	19.4m	17.1m (0)	16.4m (0)	2:04.06	28.26s	29.00s
2	Mighty Flying Art	9	35.8m	2.1m (1)	3.7m (1)	2:05.30	28.41s	31.14s

Finish Position and metres gained

First Arrow shows distance gain/loss from 2nd Qtr to 3rd Qtr,
Second Arrow shows distance gain/loss from 3rd Qtr to Finish
Blue arrow indicates best gain in these quarters.



800

Visual positions in race at 2nd Quarter



400

Visual positions in race at 3rd Quarter

Bathurst Race 5 Distance 2260m

Wednesday, 21 May 2025

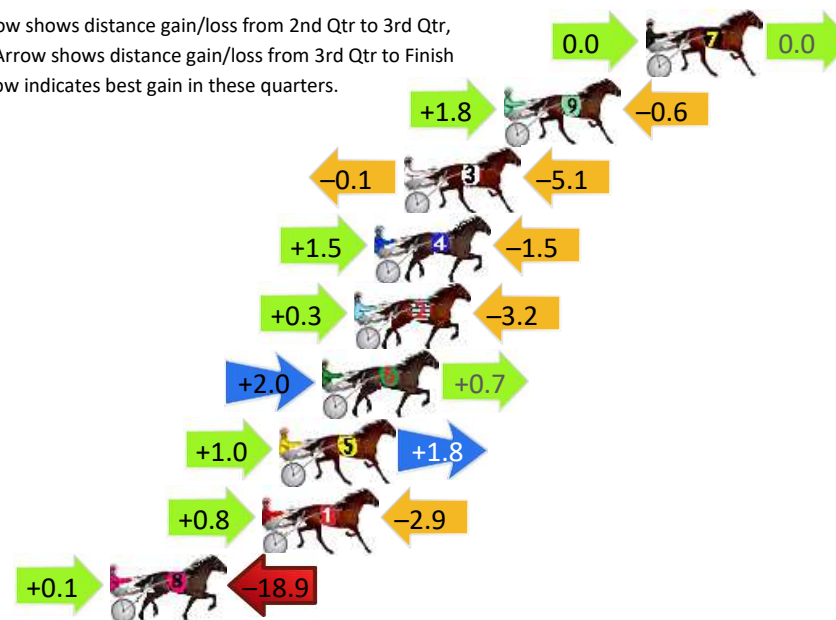
Gross Time: 2:45.30 MileRate: 1:57.70 LeadTime: 46.60s First Qtr: 31.40s Second Qtr: 30.70s Third Qtr: 28.50s Fourth Qtr: 28.10s

DATA TABLE: 800 / 400 Posi's are position from leader and (how wide the horse was at that position)

NoHorse	Plc	Mar	800 Posi	400 Posi	Time	3rd Qtr	4th Qt
7 Windy Hill Tara	1	0.0m	0.0m (0)	0.0m (0)	2:45.30	28.50s	28.10s
9 Cassius Deck	2	5.7m	6.9m (1)	5.1m (2)	2:45.72	28.37s	28.16s
3 Bettor Keppel	3	9.7m	4.5m (0)	4.6m (0)	2:46.02	28.50s	28.50s
4 Zambia	4	10.9m	10.9m (1)	9.4m (2)	2:46.11	28.39s	28.25s
2 Holy Camp Dillon	5	11.7m	8.8m (0)	8.5m (0)	2:46.16	28.48s	28.36s
6 Saint Emilion	6	13.0m	15.7m (1)	13.7m (2)	2:46.26	28.35s	28.10s
5 Pas De Cheval	7	14.7m	17.5m (0)	16.5m (0)	2:46.39	28.42s	28.03s
1 Dark Terror	8	15.4m	13.3m (0)	12.5m (0)	2:46.44	28.44s	28.36s
8 Saint Veran	9	21.5m	2.7m (1)	2.6m (1)	2:46.89	28.49s	29.51s

Finish Position and metres gained

First Arrow shows distance gain/loss from 2nd Qtr to 3rd Qtr,
Second Arrow shows distance gain/loss from 3rd Qtr to Finish
Blue arrow indicates best gain in these quarters.



800

Visual positions in race at 2nd Quarter



400

Visual positions in race at 3rd Quarter



Powered by



Harness Analyser

Sectional Analysis Software

Not just form | Free Trial

www.facebook.com/PJHarnessRacing



RISE Digital, Harness Racing Australia nor the provider accepts any responsibility for the completeness or accuracy of any of the information contained herein, and makes no representations about its suitability for any particular purpose. Users should make their own judgements about those matters and/or seek independent advice. You assume all risks associated with use of data provided on this page

Bathurst Race 6 Distance 1730m

Wednesday, 21 May 2025



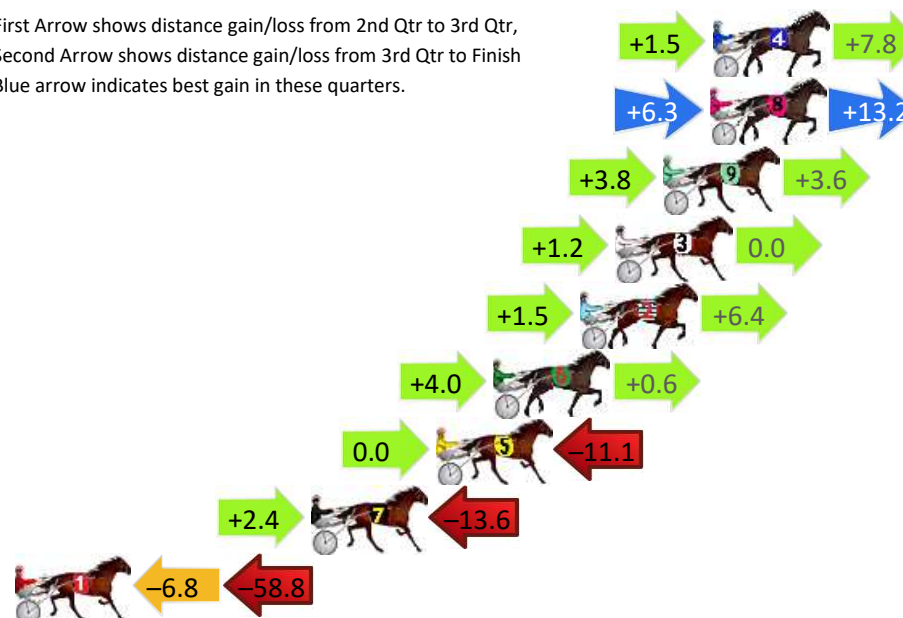
Gross Time: 2:06.60 MileRate: 1:57.80 LeadTime: 8.70s First Qtr: 27.60s Second Qtr: 32.30s Third Qtr: 28.60s Fourth Qtr: 29.40s

DATA TABLE: 800 / 400 Posi's are position from leader and (how wide the horse was at that position)

No	Horse	Plc	Mar	800 Posi	400 Posi	Time	3rd Qtr	4th Qt
4	Tulhurst Partygirl	1	0.0m	9.3m (0)	7.8m (0)	2:06.60	28.50s	28.84s
8	Mother Was A Mudda	2	0.1m	19.6m (1)	13.3m (2)	2:06.61	28.17s	28.45s
9	Helens Boy	3	2.0m	9.4m (1)	5.6m (2)	2:06.75	28.33s	29.15s
3	Zaras Special	4	3.9m	5.1m (0)	3.9m (0)	2:06.90	28.52s	29.42s
2	A True Love	5	5.3m	13.2m (0)	11.7m (0)	2:07.01	28.50s	28.97s
6	Sweet Sweet Tooth	6	8.8m	13.4m (1)	9.4m (2)	2:07.28	28.33s	29.40s
5	Seasider	7	11.1m	0.0m (0)	0.0m (0)	2:07.46	28.60s	30.26s
7	Ratatattat	8	16.1m	4.9m (1)	2.5m (1)	2:07.84	28.43s	30.46s
1	Mysterious Beach	9	173.1m	107.5m (0)	114.3m (0)	2:19.94	29.20s	34.50s

Finish Position and metres gained

First Arrow shows distance gain/loss from 2nd Qtr to 3rd Qtr, Second Arrow shows distance gain/loss from 3rd Qtr to Finish
Blue arrow indicates best gain in these quarters.



Bathurst Race 7 Distance 1730m

Wednesday, 21 May 2025

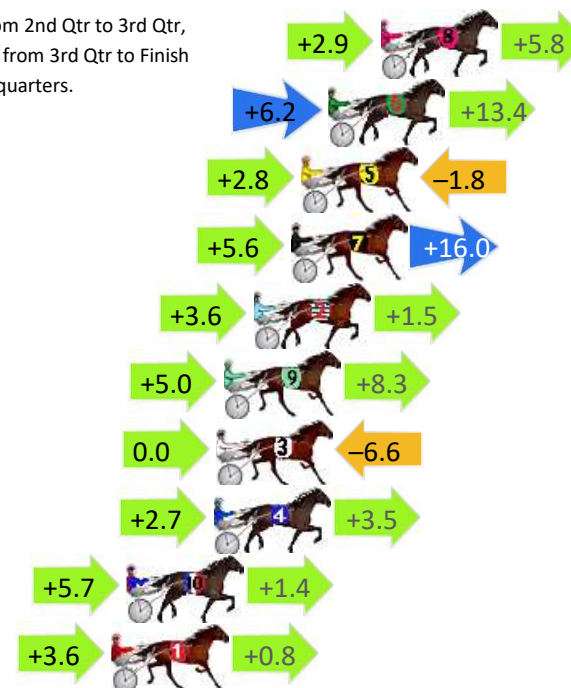
Gross Time: 2:06.50 MileRate: 1:57.70 LeadTime: 8.70s First Qtr: 27.40s Second Qtr: 32.10s Third Qtr: 29.10s Fourth Qtr: 29.20s

DATA TABLE: 800 / 400 Posi's are position from leader and (how wide the horse was at that position)

No	Horse	Plc	Mar	800 Posi	400 Posi	Time	3rd Qtr	4th Qt
8	Flash Azarat	1	0.0m	8.7m (1)	5.8m (1)	2:06.50	28.89s	28.78s
6	The Rogue I Am	2	2.1m	21.7m (1)	15.5m (2)	2:06.66	28.65s	28.24s
5	Stay Foolish	3	3.2m	4.2m (0)	1.4m (1)	2:06.75	28.90s	29.35s
7	Ultimate Cookie	4	3.6m	25.2m (0)	19.6m (1)	2:06.78	28.70s	28.06s
2	The Dancer	5	5.1m	10.2m (0)	6.6m (0)	2:06.89	28.84s	29.11s
9	Bellaganoosh	6	6.3m	19.6m (0)	14.6m (1)	2:06.98	28.74s	28.62s
3	Alabama Lioness	7	6.6m	0.0m (0)	0.0m (0)	2:07.01	29.10s	29.71s
4	She The Devil	8	6.7m	12.9m (1)	10.2m (1)	2:07.01	28.91s	28.97s
10	Something For Lexy	9	10.2m	17.3m (1)	11.6m (2)	2:07.28	28.69s	29.14s
1	Absolute Weapon	10	10.8m	15.2m (0)	11.6m (0)	2:07.33	28.84s	29.19s

Finish Position and metres gained

First Arrow shows distance gain/loss from 2nd Qtr to 3rd Qtr,
Second Arrow shows distance gain/loss from 3rd Qtr to Finish
Blue arrow indicates best gain in these quarters.



Visual positions in race at 2nd Quarter

800



Visual positions in race at 3rd Quarter

400



Bathurst Race 8 Distance 2260m

Wednesday, 21 May 2025


Gross Time: 2:49.90 MileRate: 2:01.00 LeadTime: 48.50s First Qtr: 31.10s Second Qtr: 30.40s Third Qtr: 29.50s Fourth Qtr: 30.40s

DATA TABLE: 800 / 400 Posi's are position from leader and (how wide the horse was at that position)

NoHorse	Plc	Mar	800 Posi	400 Posi	Time	3rd Qtr	4th Qt
7 Leota	1	0.0m	19.4m (0)	13.2m (1)	2:49.90	29.06s	29.42s
3 Lucky In America	2	12.8m	14.6m (1)	9.1m (1)	2:50.92	29.11s	30.74s
9 Calm Reason	2	12.8m	10.4m (0)	9.4m (0)	2:50.92	29.44s	30.72s
2 Sprite Rainbow	4	16.2m	5.2m (0)	5.1m (0)	2:51.19	29.50s	31.31s
5 Reveille Jet	5	17.2m	6.4m (1)	0.0m (1)	2:51.27	29.03s	31.77s
1 The Heats On Lexy	6	18.6m	0.0m (0)	0.8m (0)	2:51.38	29.56s	31.82s
6 Monster Mint	7	20.7m	21.7m (1)	6.2m (2)	2:51.55	28.37s	31.59s
10 Secret Reason	8	21.5m	18.3m (2)	0.8m (2)	2:51.61	28.22s	32.05s
8 Chasin You	9	22.4m	14.7m (0)	13.7m (0)	2:51.68	29.44s	31.16s
4 Dixie Shannon	10	26.8m	10.8m (1)	4.8m (1)	2:52.03	29.07s	32.17s

Finish Position and metres gained

First Arrow shows distance gain/loss from 2nd Qtr to 3rd Qtr,
Second Arrow shows distance gain/loss from 3rd Qtr to Finish
Blue arrow indicates best gain in these quarters



Visual positions in race at 2nd Quarter

800



Visual positions in race at 3rd Quarter

400



Powered by



Harness Analyser

Sectional Analysis Software

Not just form | Free Trial

www.facebook.com/PJHarnessRacing



RISE Digital, Harness Racing Australia nor the provider accepts any responsibility for the completeness or accuracy of any of the information contained herein, and makes no representations about its suitability for any particular purpose. Users should make their own judgements about those matters and/or seek independent advice. You assume all risks associated with use of data provided on this page