

Tamworth Race 1 Distance 1980m

Thursday, 22 May 2025

Gross Time: 2:27.80

MileRate: 2:00.20

LeadTime: 26.90s

First Qtr: 30.90s

Second Qtr: 29.60s

Third Qtr: 29.80s


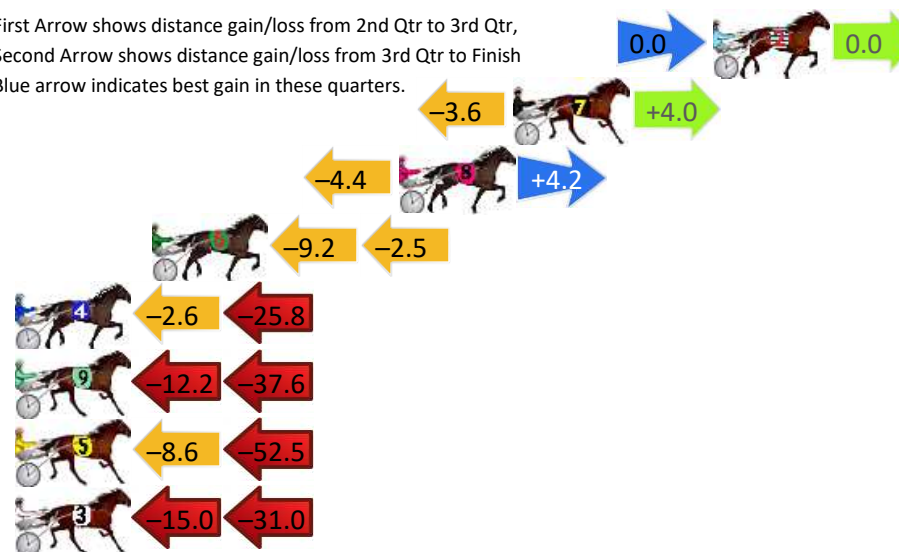
Fourth Qtr: 30.60s

DATA TABLE: 800 / 400 Posi's are position from leader and (how wide the horse was at that position)


No	Horse	Plc	Mar	800 Posi	400 Posi	Time	3rd Qtr	4th Qt
2	Dancin With Lush	1	0.0m	0.0m (0)	0.0m (0)	2:27.80	29.80s	30.60s
7	Tasmans Delight	2	8.0m	8.4m (0)	12.0m (0)	2:28.44	30.07s	30.30s
8	Carolsdiamond	3	12.6m	12.4m (0)	16.8m (0)	2:28.81	30.13s	30.28s
6	Terror Flying	4	22.5m	10.8m (1)	20.0m (2)	2:29.60	30.49s	30.79s
4	Oak Ridge	5	32.4m	4.0m (0)	6.6m (0)	2:30.39	29.97s	32.56s
9	Sweet Rocky	6	52.6m	2.8m (1)	15.0m (1)	2:32.01	30.68s	33.46s
5	Phar Lume	7	67.9m	6.8m (1)	15.4m (2)	2:33.24	30.39s	34.59s
3	Goodtime Halo	8	91.0m	45.0m (0)	60.0m (0)	2:35.09	30.90s	32.96s

Finish Position and metres gained

First Arrow shows distance gain/loss from 2nd Qtr to 3rd Qtr,
Second Arrow shows distance gain/loss from 3rd Qtr to Finish
Blue arrow indicates best gain in these quarters.



Visual positions in race at 2nd Quarter



Visual positions in race at 3rd Quarter

Tamworth Race 2 Distance 1980m

Thursday, 22 May 2025



Gross Time: 2:29.90 MileRate: 2:01.80 LeadTime: 26.80s First Qtr: 32.40s Second Qtr: 31.70s Third Qtr: 29.20s Fourth Qtr: 29.80s

DATA TABLE: 800 / 400 Posi's are position from leader and (how wide the horse was at that position)

No	Horse	Plc	Mar	800 Posi	400 Posi	Time	3rd Qtr	4th Qt
5	Riley Rocket	1	0.0m	0.0m (0)	0.0m (0)	2:29.90	29.20s	29.80s
6	Kintire Rush	2	9.5m	20.6m (1)	23.0m (2)	2:30.64	29.39s	28.80s
9	What Again Shannon	3	22.2m	12.4m (1)	16.4m (2)	2:31.63	29.49s	30.23s
3	Reasonably Sweet	4	31.4m	3.2m (1)	12.0m (1)	2:32.35	29.83s	31.24s
8	Saychelles	5	31.9m	7.8m (1)	11.6m (2)	2:32.39	29.46s	31.30s
7	Heavenly Turbo	6	40.2m	12.8m (0)	20.8m (0)	2:33.04	29.77s	31.24s
1	Fiamore	7	43.1m	8.4m (0)	16.2m (0)	2:33.27	29.75s	31.79s
4	Lightning My Queen	8	64.0m	4.4m (0)	11.4m (0)	2:34.90	29.67s	33.70s
10	Hilarious Gee	9	66.7m	16.6m (1)	27.0m (1)	2:35.11	29.93s	32.74s

Finish Position and metres gained

First Arrow shows distance gain/loss from 2nd Qtr to 3rd Qtr,
Second Arrow shows distance gain/loss from 3rd Qtr to Finish
Blue arrow indicates best gain in these quarters.



Visual positions in race at 2nd Quarter



Visual positions in race at 3rd Quarter



Powered by



Harness Analyser

Sectional Analysis Software

Not just form | Free Trial

www.facebook.com/PJHarnessRacing



RISE Digital, Harness Racing Australia nor the provider accepts any responsibility for the completeness or accuracy of any of the information contained herein, and makes no representations about its suitability for any particular purpose. Users should make their own judgements about those matters and/or seek independent advice. You assume all risks associated with use of data provided on this page

Tamworth Race 3 Distance 1980m

Thursday, 22 May 2025


Gross Time: 2:29.60 MileRate: 2:01.60 LeadTime: 27.60s First Qtr: 32.20s Second Qtr: 31.20s Third Qtr: 29.10s Fourth Qtr: 29.50s

DATA TABLE: 800 / 400 Posi's are position from leader and (how wide the horse was at that position)

NoHorse	Plc	Mar	800 Posi	400 Posi	Time	3rd Qtr	4th Qt
3 Threebushelsofoats	1	0.0m	3.4m (1)	0.0m (1)	2:29.60	28.85s	29.50s
1 Frontliner	2	5.9m	4.4m (0)	5.0m (0)	2:30.06	29.14s	29.57s
7 My Latin Lady	3	13.0m	8.4m (0)	9.4m (0)	2:30.61	29.17s	29.76s
9 Tough Talks	4	13.1m	12.4m (0)	14.4m (0)	2:30.61	29.25s	29.40s
5 Shiralee	5	14.8m	0.0m (0)	0.8m (0)	2:30.74	29.15s	30.53s
10 Rip Jackson	6	17.0m	11.6m (1)	10.2m (2)	2:30.91	28.99s	30.00s
4 Lady Pebbles	7	20.4m	16.4m (0)	19.4m (0)	2:31.18	29.32s	29.57s
6 Just Tommy	8	21.1m	15.6m (1)	17.6m (1)	2:31.23	29.24s	29.76s
2 Capitallee	9	32.6m	7.4m (1)	7.6m (1)	2:32.12	29.10s	31.33s

Finish Position and metres gained

First Arrow shows distance gain/loss from 2nd Qtr to 3rd Qtr,
Second Arrow shows distance gain/loss from 3rd Qtr to Finish
Blue arrow indicates best gain in these quarters.



800

Visual positions in race at 2nd Quarter



400

Visual positions in race at 3rd Quarter



Powered by



Harness Analyser

Sectional Analysis Software

Not just form | Free Trial

www.facebook.com/PJHarnessRacing



RISE Digital, Harness Racing Australia nor the provider accepts any responsibility for the completeness or accuracy of any of the information contained herein, and makes no representations about its suitability for any particular purpose. Users should make their own judgements about those matters and/or seek independent advice. You assume all risks associated with use of data provided on this page

Tamworth Race 4 Distance 1980m

Thursday, 22 May 2025

Gross Time: 2:31.20

MileRate: 2:02.90

LeadTime: 29.70s

First Qtr: 29.50s

Second Qtr: 30.20s

Third Qtr: 30.60s

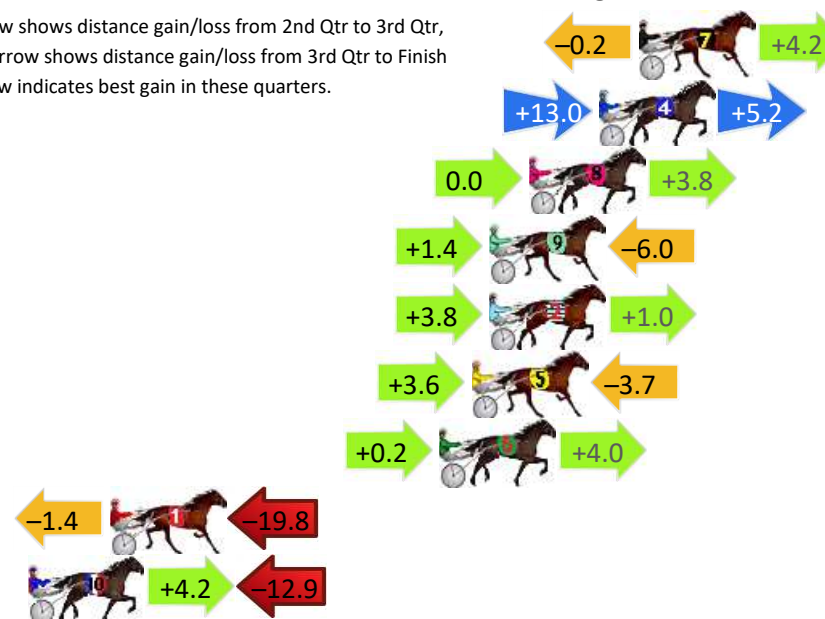
Fourth Qtr: 31.20s

DATA TABLE: 800 / 400 Posi's are position from leader and (how wide the horse was at that position)

No	Horse	Plc	Mar	800 Posi	400 Posi	Time	3rd Qtr	4th Qt
7	Fleur Bella	1	0.0m	4.0m (0)	4.2m (1)	2:31.20	30.62s	30.87s
4	Eiffel From Heaven	2	1.6m	19.8m (1)	6.8m (3)	2:31.33	29.61s	30.80s
8	Katastrophee	3	4.4m	8.2m (0)	8.2m (1)	2:31.56	30.60s	30.91s
9	Iamnopet	4	6.0m	1.4m (1)	0.0m (1)	2:31.69	30.49s	31.67s
2	Country Major	5	6.0m	10.8m (1)	7.0m (2)	2:31.69	30.31s	31.12s
5	Rocknroll Rambo	6	6.7m	6.6m (1)	3.0m (2)	2:31.75	30.32s	31.49s
6	Midas Shannon	7	8.0m	12.2m (0)	12.0m (0)	2:31.85	30.59s	30.89s
1	Bring Your Best	8	21.2m	0.0m (0)	1.4m (0)	2:32.93	30.69s	32.74s
10	Benjimagee	9	24.5m	15.8m (1)	11.6m (2)	2:33.20	30.27s	32.20s

Finish Position and metres gained

First Arrow shows distance gain/loss from 2nd Qtr to 3rd Qtr,
Second Arrow shows distance gain/loss from 3rd Qtr to Finish
Blue arrow indicates best gain in these quarters.



800

Visual positions in race at 2nd Quarter



400

Visual positions in race at 3rd Quarter



Powered by



Harness Analyser

Sectional Analysis Software

Not just form | Free Trial

www.facebook.com/PJHarnessRacing



RISE Digital, Harness Racing Australia nor the provider accepts any responsibility for the completeness or accuracy of any of the information contained herein, and makes no representations about its suitability for any particular purpose. Users should make their own judgements about those matters and/or seek independent advice. You assume all risks associated with use of data provided on this page

Tamworth Race 5 Distance 1980m

Thursday, 22 May 2025

Gross Time: 2:29.40

MileRate: 2:01.40

LeadTime: 28.20s

First Qtr: 30.50s

Second Qtr: 30.00s

Third Qtr: 29.30s

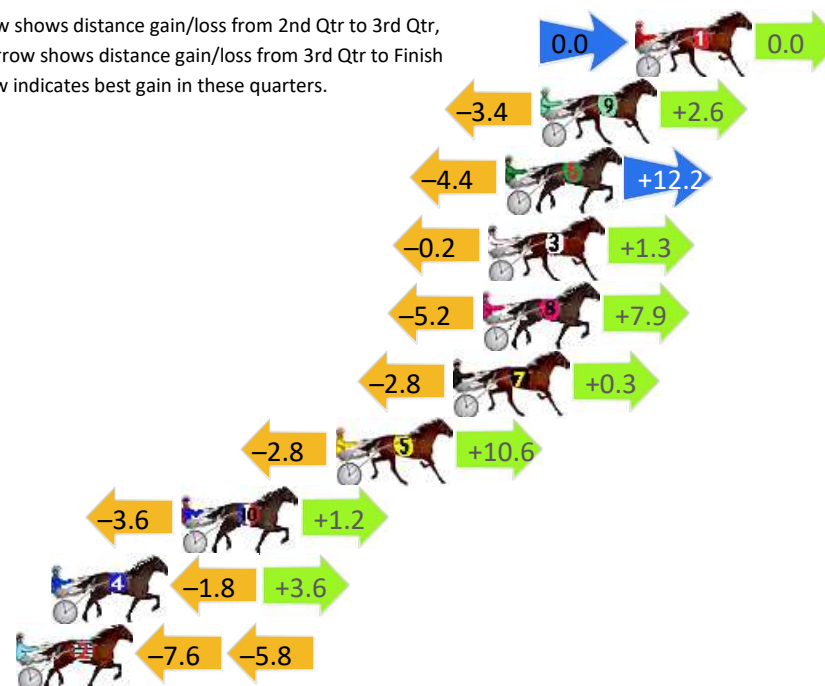
Fourth Qtr: 31.40s

DATA TABLE: 800 / 400 Posi's are position from leader and (how wide the horse was at that position)

No	Horse	Plc	Mar	800 Posi	400 Posi	Time	3rd Qtr	4th Qt
1	Rippin Good Feelin	1	0.0m	0.0m (0)	0.0m (0)	2:29.40	29.30s	31.40s
9	Classic Arc	2	3.8m	3.0m (1)	6.4m (1)	2:29.71	29.56s	31.20s
6	Be Good Benny	3	5.2m	13.0m (0)	17.4m (0)	2:29.83	29.66s	30.45s
3	Stick Man	4	5.9m	7.0m (1)	7.2m (2)	2:29.88	29.32s	31.30s
8	Fiftyshades Cresco	5	6.1m	8.8m (0)	14.0m (1)	2:29.90	29.71s	30.78s
7	Megs Monaro	6	7.3m	4.8m (0)	7.6m (0)	2:30.00	29.51s	31.38s
5	Safe Jewels	7	12.0m	19.8m (1)	22.6m (0)	2:30.38	29.54s	30.57s
10	Seven Rippin Aces	8	18.2m	15.8m (1)	19.4m (2)	2:30.89	29.57s	31.31s
4	Rolamax	9	23.4m	25.2m (1)	27.0m (0)	2:31.32	29.45s	31.12s
2	Slingshot	10	24.8m	11.4m (1)	19.0m (1)	2:31.44	29.86s	31.85s

Finish Position and metres gained

First Arrow shows distance gain/loss from 2nd Qtr to 3rd Qtr,
Second Arrow shows distance gain/loss from 3rd Qtr to Finish
Blue arrow indicates best gain in these quarters.



Visual positions in race at 2nd Quarter

800



Visual positions in race at 3rd Quarter

400



Powered by



Harness Analyser

Sectional Analysis Software

Not just form | Free Trial

www.facebook.com/PJHarnessRacing



RISE Digital, Harness Racing Australia nor the provider accepts any responsibility for the completeness or accuracy of any of the information contained herein, and makes no representations about its suitability for any particular purpose. Users should make their own judgements about those matters and/or seek independent advice. You assume all risks associated with use of data provided on this page

Tamworth Race 6 Distance 1609m

Thursday, 22 May 2025

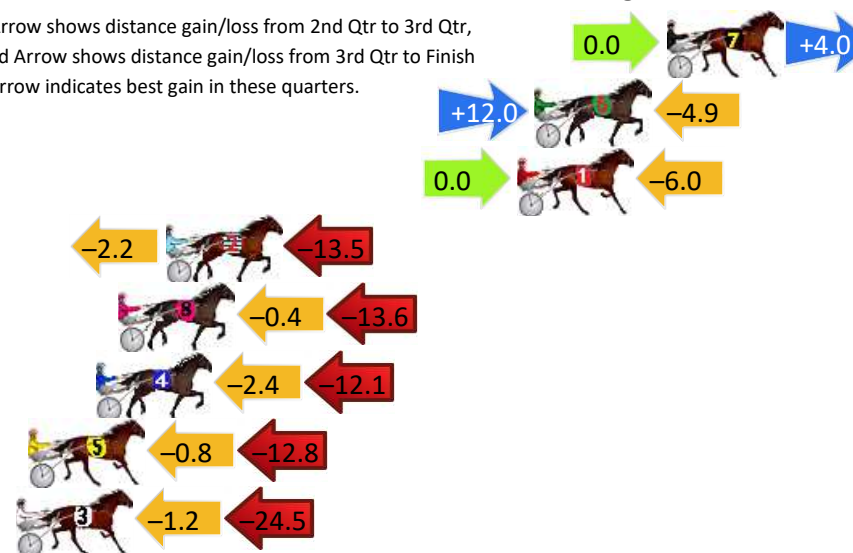
Gross Time: 1:58.10 MileRate: 1:58.10 LeadTime: 0.00s First Qtr: 30.30s Second Qtr: 30.80s Third Qtr: 28.30s Fourth Qtr: 28.80s

DATA TABLE: 800 / 400 Posi's are position from leader and (how wide the horse was at that position)

NoHorse	Plc	Mar	800 Posi	400 Posi	Time	3rd Qtr	4th Qt
7 Fast Tracker	1	0.0m	4.0m (0)	4.0m (0)	1:58.10	28.30s	28.51s
6 Grosso Naso	2	5.3m	12.4m (1)	0.4m (2)	1:58.50	27.45s	29.15s
1 Annie Crocker	3	6.0m	0.0m (0)	0.0m (0)	1:58.55	28.30s	29.23s
2 Rocket Boy	4	20.1m	4.4m (1)	6.6m (1)	1:59.62	28.45s	29.77s
8 Cut Glass	5	22.0m	8.0m (0)	8.4m (0)	1:59.76	28.32s	29.77s
4 Rocktagonal	6	22.9m	8.4m (1)	10.8m (1)	1:59.83	28.46s	29.67s
5 Escalera	7	25.6m	12.0m (0)	12.8m (0)	2:00.04	28.35s	29.72s
3 Adrenaline Rush	8	26.1m	0.4m (1)	1.6m (1)	2:00.07	28.37s	30.55s


Finish Position and metres gained

First Arrow shows distance gain/loss from 2nd Qtr to 3rd Qtr,
Second Arrow shows distance gain/loss from 3rd Qtr to Finish
Blue arrow indicates best gain in these quarters.



800

Visual positions in race at 2nd Quarter



400

Visual positions in race at 3rd Quarter



Powered by



Harness Analyser

Sectional Analysis Software

Not just form | Free Trial

www.facebook.com/PJHarnessRacing



RISE Digital, Harness Racing Australia nor the provider accepts any responsibility for the completeness or accuracy of any of the information contained herein, and makes no representations about its suitability for any particular purpose. Users should make their own judgements about those matters and/or seek independent advice. You assume all risks associated with use of data provided on this page

Tamworth Race 7 Distance 1609m

Thursday, 22 May 2025



Gross Time: 1:59.60 MileRate: 1:59.60 LeadTime: 0.00s First Qtr: 28.60s Second Qtr: 31.10s Third Qtr: 30.00s Fourth Qtr: 29.90s

DATA TABLE: 800 / 400 Posi's are position from leader and (how wide the horse was at that position)

No	Horse	Plc	Mar	800 Posi	400 Posi	Time	3rd Qtr	4th Qt
7	Bee Seventeen	1	0.0m	4.0m (0)	4.4m (0)	1:59.60	30.03s	29.57s
1	Joe By The Seaside	2	0.5m	0.0m (0)	0.0m (0)	1:59.64	30.00s	29.94s
4	Abdicate	3	10.9m	8.0m (0)	8.0m (1)	2:00.45	30.00s	30.12s
5	Next To Me	4	12.0m	2.4m (1)	3.8m (1)	2:00.54	30.11s	30.51s
6	My Ultimate Hugo	5	13.9m	26.2m (2)	13.8m (0)	2:00.69	29.08s	29.91s
8	Rainbow Jet	6	16.0m	10.6m (1)	13.2m (2)	2:00.85	30.19s	30.11s
10	Pure Dragon	7	22.1m	18.6m (1)	18.4m (2)	2:01.33	29.99s	30.18s
9	Elouisa Dale	8	22.2m	14.6m (1)	13.2m (3)	2:01.34	29.90s	30.57s
2	Johnson Step	9	24.1m	6.4m (1)	13.4m (1)	2:01.49	30.52s	30.70s
3	Sara Ta Sloy	10	26.9m	22.6m (1)	20.2m (1)	2:01.71	29.82s	30.40s


Finish Position and metres gained

First Arrow shows distance gain/loss from 2nd Qtr to 3rd Qtr, Second Arrow shows distance gain/loss from 3rd Qtr to Finish Blue arrow indicates best gain in these quarters.



800

Visual positions in race at 2nd Quarter



400

Visual positions in race at 3rd Quarter

Tamworth Race 8 Distance 1609m

Thursday, 22 May 2025

Gross Time: 2:00.70

MileRate: 2:00.70

LeadTime: 0.00s

First Qtr: 30.40s

Second Qtr: 31.10s

Third Qtr: 29.30s



Fourth Qtr: 29.90s

DATA TABLE: 800 / 400 Posi's are position from leader and (how wide the horse was at that position)

NoHorse	Plc	Mar	800 Posi	400 Posi	Time	3rd Qtr	4th Qt
2 Whiskey Royale	1	0.0m	0.0m (0)	0.0m (0)	2:00.70	29.30s	29.90s
1 Heavenly Song	2	0.7m	4.0m (0)	4.8m (0)	2:00.75	29.36s	29.60s
4 Kissmelvis	3	3.2m	5.6m (1)	5.6m (1)	2:00.95	29.30s	29.72s
11 You Cannot Hide	4	3.3m	1.4m (1)	1.4m (1)	2:00.96	29.30s	30.04s
8 Ascot Showtime	5	4.2m	11.2m (1)	9.6m (1)	2:01.03	29.19s	29.50s
6 Justawarrior	6	8.4m	14.4m (0)	14.8m (1)	2:01.36	29.33s	29.42s
9 My Rock Moves	7	8.5m	16.0m (1)	9.2m (2)	2:01.37	28.80s	29.85s
7 Johnny Dee	8	13.7m	8.2m (0)	12.4m (0)	2:01.77	29.61s	30.00s
10 Rippin Rupert	9	14.7m	25.6m (1)	12.2m (3)	2:01.85	28.31s	30.09s
5 Reds Good To Go	10	15.4m	20.2m (1)	14.8m (2)	2:01.91	28.90s	29.94s


Finish Position and metres gained

First Arrow shows distance gain/loss from 2nd Qtr to 3rd Qtr,
Second Arrow shows distance gain/loss from 3rd Qtr to Finish
Blue arrow indicates best gain in these quarters.



800

Visual positions in race at 2nd Quarter



400

Visual positions in race at 3rd Quarter



Powered by



Harness Analyser

Sectional Analysis Software

Not just form | Free Trial

www.facebook.com/PJHarnessRacing



RISE Digital, Harness Racing Australia nor the provider accepts any responsibility for the completeness or accuracy of any of the information contained herein, and makes no representations about its suitability for any particular purpose. Users should make their own judgements about those matters and/or seek independent advice. You assume all risks associated with use of data provided on this page