

Dubbo Race 1 Distance 2120m

Friday, 23 May 2025



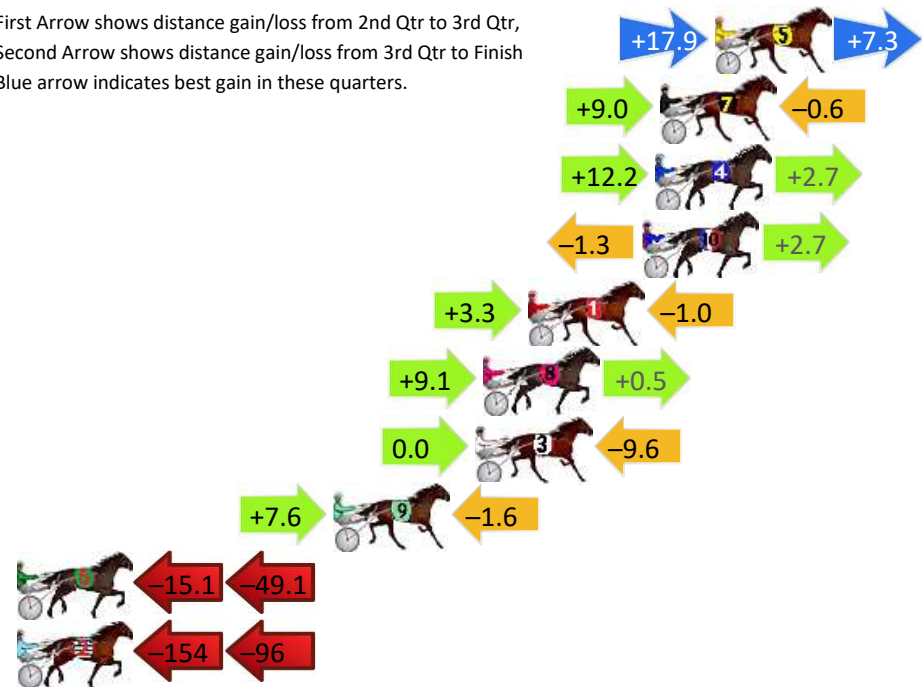
Gross Time: 2:38.80 MileRate: 2:00.50 LeadTime: 35.30s First Qtr: 31.40s Second Qtr: 30.30s Third Qtr: 30.50s Fourth Qtr: 31.30s

DATA TABLE: 800 / 400 Posi's are position from leader and (how wide the horse was at that position)

NoHorse	Plc	Mar	800 Posi	400 Posi	Time	3rd Qtr	4th Qt
5 Playboi Roy	1	0.0m	25.2m (0)	7.3m (2)	2:38.80	29.16s	30.74s
7 Dusty Muster	2	2.2m	10.6m (1)	1.6m (2)	2:38.98	29.82s	31.36s
4 Rip Rock	3	2.4m	17.3m (1)	5.1m (3)	2:39.00	29.59s	31.11s
10 Seven Tee Two	4	2.9m	4.3m (0)	5.6m (1)	2:39.04	30.61s	31.11s
1 Caths In Denial	5	7.5m	9.8m (0)	6.5m (0)	2:39.41	30.26s	31.41s
8 Tasbmiki	6	9.3m	18.9m (0)	9.8m (1)	2:39.56	29.83s	31.31s
3 Yarraman Jolt	7	9.6m	0.0m (0)	0.0m (0)	2:39.59	30.50s	32.09s
9 Nixsun	8	15.3m	21.3m (1)	13.7m (1)	2:40.05	29.95s	31.50s
6 Why Nott	9	144.4m	80.2m (0)	95.3m (0)	2:50.61	31.78s	35.79s
2 Yarraman Kaylou	10	287.5m	38.5m (0)	191.6m (0)	3:02.32	42.32s	40.10s

Finish Position and metres gained

First Arrow shows distance gain/loss from 2nd Qtr to 3rd Qtr, Second Arrow shows distance gain/loss from 3rd Qtr to Finish Blue arrow indicates best gain in these quarters.



Powered by
PJ Harness Analyser

Sectional Analysis Software
Not just form | Free Trial

www.facebook.com/PJHarnessRacing



RISE Digital, Harness Racing Australia nor the provider accepts any responsibility for the completeness or accuracy of any of the information contained herein, and makes no representations about its suitability for any particular purpose. Users should make their own judgements about those matters and/or seek independent advice. You assume all risks associated with use of data provided on this page

Dubbo Race 2 Distance 2120m

Friday, 23 May 2025


Gross Time: 2:40.40 MileRate: 2:01.70 LeadTime: 37.10s First Qtr: 32.80s Second Qtr: 31.70s Third Qtr: 29.60s Fourth Qtr: 29.20s

DATA TABLE: 800 / 400 Posi's are position from leader and (how wide the horse was at that position)

No	Horse	Plc	Mar	800 Posi	400 Posi	Time	3rd Qtr	4th Qt
4	Roll To The Top	1	0.0m	9.5m (1)	6.0m (2)	2:40.40	29.34s	28.76s
3	Time To Torque	2	0.5m	5.2m (1)	1.7m (2)	2:40.44	29.34s	29.12s
7	Potter	3	1.5m	4.6m (0)	4.4m (0)	2:40.51	29.58s	28.99s
1	Mitchells Run	4	1.8m	0.0m (0)	0.0m (0)	2:40.54	29.60s	29.34s
9	Take Out	5	2.5m	17.9m (1)	7.5m (3)	2:40.59	28.83s	28.84s
5	Satellite Simba	6	2.5m	1.1m (1)	2.1m (1)	2:40.59	29.67s	29.24s
10	Warrawee Flyer	7	5.1m	13.7m (1)	10.0m (1)	2:40.79	29.32s	28.86s
8	Burrabadine Bullet	8	7.0m	8.7m (0)	8.2m (0)	2:40.94	29.56s	29.14s
2	Tulhurst Timmy	9	7.6m	13.1m (0)	12.1m (0)	2:40.98	29.52s	28.90s
6	Devils Bling	10	11.4m	22.3m (1)	16.3m (1)	2:41.27	29.15s	28.88s

Finish Position and metres gained

First Arrow shows distance gain/loss from 2nd Qtr to 3rd Qtr, Second Arrow shows distance gain/loss from 3rd Qtr to Finish Blue arrow indicates best gain in these quarters.



Visual positions in race at 2nd Quarter

800



Visual positions in race at 3rd Quarter

400



Powered by



Harness Analyser

Sectional Analysis Software

Not just form | Free Trial

www.facebook.com/PJHarnessRacing



RISE Digital, Harness Racing Australia nor the provider accepts any responsibility for the completeness or accuracy of any of the information contained herein, and makes no representations about its suitability for any particular purpose. Users should make their own judgements about those matters and/or seek independent advice. You assume all risks associated with use of data provided on this page

Dubbo Race 3 Distance 1720m

Friday, 23 May 2025


Gross Time: 2:08.20 MileRate: 1:59.90 LeadTime: 7.70s First Qtr: 30.70s Second Qtr: 30.90s Third Qtr: 29.70s Fourth Qtr: 29.20s

DATA TABLE: 800 / 400 Posi's are position from leader and (how wide the horse was at that position)

NoHorse	Plc	Mar	800 Posi	400 Posi	Time	3rd Qtr	4th Qt
3 Our Sailor	1	0.0m	1.6m (1)	0.7m (1)	2:08.20	29.63s	29.15s
1 Peaksart	2	0.8m	0.0m (0)	0.0m (0)	2:08.26	29.70s	29.26s
7 Lennox Bromac	3	4.6m	4.6m (0)	4.1m (0)	2:08.55	29.66s	29.25s
2 Justadiva	4	10.4m	6.2m (1)	5.3m (1)	2:09.00	29.63s	29.61s
9 Burning Hot	5	12.6m	8.7m (0)	8.2m (0)	2:09.17	29.66s	29.57s
4 Springfield Desire	6	13.8m	13.3m (0)	11.8m (0)	2:09.26	29.58s	29.40s
6 Tulhurst Pebbles	7	15.6m	19.0m (1)	11.6m (1)	2:09.39	29.15s	29.54s
5 Doing	8	18.7m	17.3m (0)	15.2m (1)	2:09.63	29.53s	29.52s
8 Lookat Mee	9	19.8m	9.5m (2)	6.0m (2)	2:09.72	29.44s	30.28s
10 Lady Rockabellum	10	20.8m	14.4m (1)	11.5m (2)	2:09.79	29.48s	29.95s

Finish Position and metres gained

First Arrow shows distance gain/loss from 2nd Qtr to 3rd Qtr,
Second Arrow shows distance gain/loss from 3rd Qtr to Finish
Blue arrow indicates best gain in these quarters.



Visual positions in race at 2nd Quarter

800



Visual positions in race at 3rd Quarter

400

Dubbo Race 4 Distance 1720m

Friday, 23 May 2025

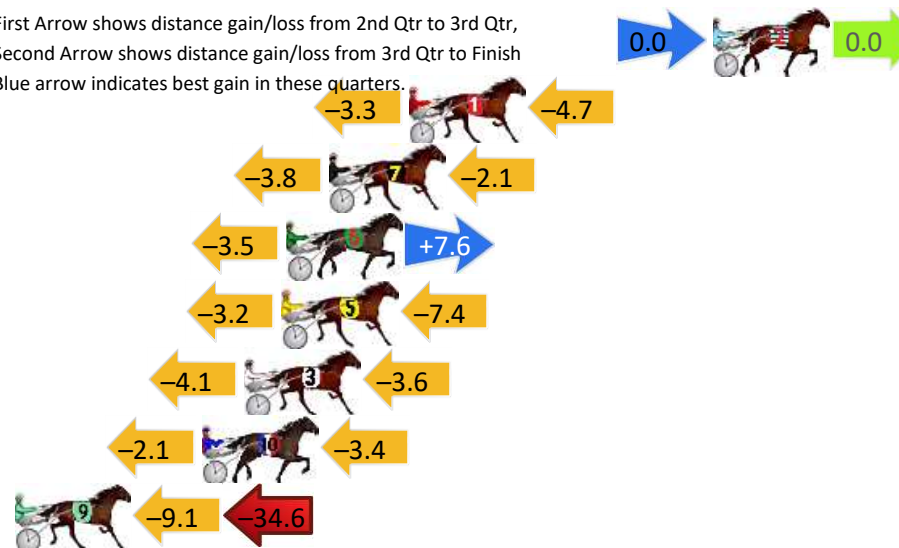
Gross Time: 2:04.20 MileRate: 1:56.20 LeadTime: 7.40s First Qtr: 29.90s Second Qtr: 29.10s Third Qtr: 28.90s Fourth Qtr: 29.00s

DATA TABLE: 800 / 400 Posi's are position from leader and (how wide the horse was at that position)

NoHorse	Plc	Mar	800 Posi	400 Posi	Time	3rd Qtr	4th Qt
2 Watchmedazzle	1	0.0m	0.0m (0)	0.0m (0)	2:04.20	28.90s	29.00s
1 Sir Richard Lee	2	12.2m	4.2m (0)	7.5m (0)	2:05.13	29.14s	29.39s
7 Barlor Heaven	3	15.4m	9.5m (0)	13.3m (0)	2:05.37	29.18s	29.21s
6 Terryrama	4	17.1m	21.2m (1)	24.7m (0)	2:05.50	29.16s	28.52s
5 Bohemian Brawler	5	17.3m	6.7m (1)	9.9m (1)	2:05.52	29.13s	29.61s
3 Magic Matteo	6	18.8m	11.1m (1)	15.2m (1)	2:05.63	29.19s	29.34s
10 Kosimo	7	20.5m	15.0m (1)	17.1m (3)	2:05.76	29.05s	29.33s
9 Misterfourthousand	8	50.7m	7.0m (2)	16.1m (2)	2:08.06	29.56s	31.70s

Finish Position and metres gained

First Arrow shows distance gain/loss from 2nd Qtr to 3rd Qtr,
Second Arrow shows distance gain/loss from 3rd Qtr to Finish
Blue arrow indicates best gain in these quarters.



Visual positions in race at 2nd Quarter

800



Visual positions in race at 3rd Quarter

400



Powered by



Harness Analyser

Sectional Analysis Software

Not just form | Free Trial

www.facebook.com/PJHarnessRacing



RISE Digital, Harness Racing Australia nor the provider accepts any responsibility for the completeness or accuracy of any of the information contained herein, and makes no representations about its suitability for any particular purpose. Users should make their own judgements about those matters and/or seek independent advice. You assume all risks associated with use of data provided on this page

Dubbo Race 5 Distance 2120m

Friday, 23 May 2025

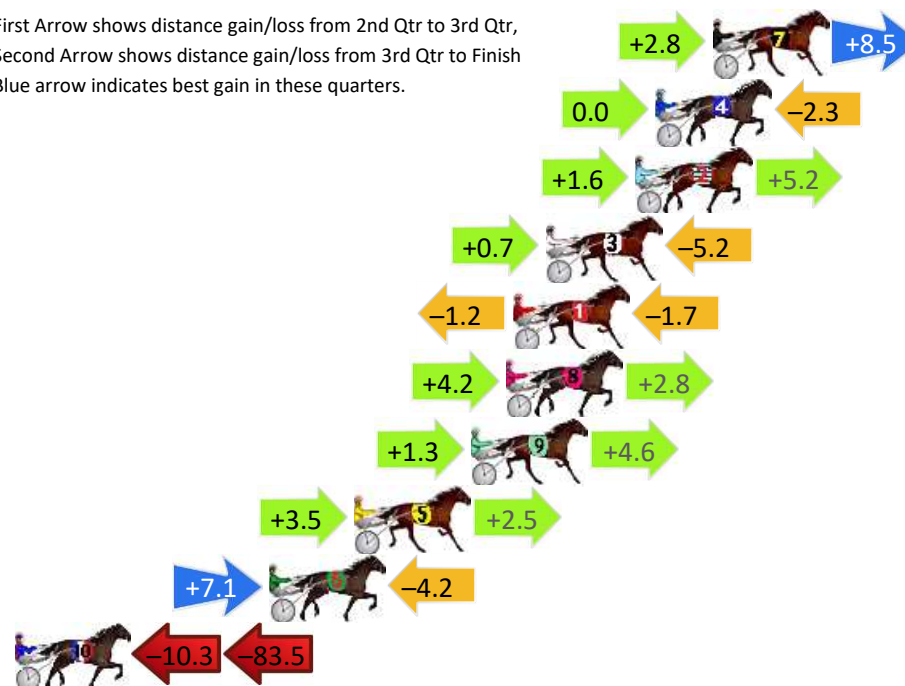
Gross Time: 2:37.90 MileRate: 1:59.80 LeadTime: 36.30s First Qtr: 30.60s Second Qtr: 30.00s Third Qtr: 30.00s Fourth Qtr: 31.00s

DATA TABLE: 800 / 400 Posi's are position from leader and (how wide the horse was at that position)

No	Horse	Plc	Mar	800 Posi	400 Posi	Time	3rd Qtr	4th Qt
7	True Logic	1	0.0m	11.3m (1)	8.5m (2)	2:37.90	29.80s	30.36s
4	Air Born	2	2.3m	0.0m (0)	0.0m (0)	2:38.09	30.00s	31.19s
2	Ultimate Equus	3	3.1m	9.9m (0)	8.3m (1)	2:38.15	29.89s	30.62s
3	Krista Bellita	4	6.7m	2.2m (1)	1.5m (1)	2:38.44	29.95s	31.43s
1	Koloura Clare	5	8.0m	5.1m (0)	6.3m (0)	2:38.55	30.10s	31.17s
8	Sanders	6	8.3m	15.3m (0)	11.1m (0)	2:38.57	29.70s	30.83s
9	Captain Llanfair	7	9.7m	15.6m (1)	14.3m (2)	2:38.69	29.92s	30.71s
5	Badosa	8	14.4m	20.4m (0)	16.9m (0)	2:39.07	29.76s	30.89s
6	Reduce Speed	9	17.8m	20.7m (1)	13.6m (3)	2:39.34	29.49s	31.41s
10	Rockin Sweet	10	100.5m	6.7m (1)	17.0m (1)	2:46.05	30.79s	37.86s


Finish Position and metres gained

First Arrow shows distance gain/loss from 2nd Qtr to 3rd Qtr,
Second Arrow shows distance gain/loss from 3rd Qtr to Finish
Blue arrow indicates best gain in these quarters.



800

Visual positions in race at 2nd Quarter



400

Visual positions in race at 3rd Quarter



Powered by



Harness Analyser

Sectional Analysis Software

Not just form | Free Trial

www.facebook.com/PJHarnessRacing



RISE Digital, Harness Racing Australia nor the provider accepts any responsibility for the completeness or accuracy of any of the information contained herein, and makes no representations about its suitability for any particular purpose. Users should make their own judgements about those matters and/or seek independent advice. You assume all risks associated with use of data provided on this page

Dubbo Race 6 Distance 1720m

Friday, 23 May 2025


Gross Time: 2:08.00 MileRate: 1:59.80 LeadTime: 7.60s First Qtr: 30.40s Second Qtr: 30.40s Third Qtr: 29.20s Fourth Qtr: 30.40s

DATA TABLE: 800 / 400 Posi's are position from leader and (how wide the horse was at that position)

NoHorse	Plc	Mar	800 Posi	400 Posi	Time	3rd Qtr	4th Qt
7 Good Chat	1	0.0m	9.1m (0)	8.9m (0)	2:08.00	29.20s	29.74s
1 Midnight Terror	2	6.1m	5.0m (0)	5.1m (0)	2:08.49	29.22s	30.51s
9 The Ringmaster	3	7.8m	16.5m (1)	13.2m (2)	2:08.62	28.98s	30.04s
4 Irk McGlurk	4	13.5m	17.9m (0)	21.2m (1)	2:09.07	29.47s	29.90s
5 Montana Nights	5	13.8m	0.0m (0)	0.0m (0)	2:09.10	29.20s	31.50s
8 Erminnie Quince	6	15.4m	11.9m (1)	16.9m (1)	2:09.23	29.59s	30.38s
3 Three Parts Grey	7	16.3m	20.9m (1)	17.8m (2)	2:09.30	29.00s	30.38s
6 Whataboutbronson	8	18.8m	2.5m (1)	9.6m (1)	2:09.50	29.73s	31.19s
10 Ournorthernmeteor	9	26.6m	13.8m (0)	21.1m (0)	2:10.12	29.76s	30.96s
2 Caribbean Pat	10	27.9m	7.4m (1)	13.2m (0)	2:10.22	29.64s	31.64s

Finish Position and metres gained

First Arrow shows distance gain/loss from 2nd Qtr to 3rd Qtr,
Second Arrow shows distance gain/loss from 3rd Qtr to Finish
Blue arrow indicates best gain in these quarters.



Visual positions in race at 2nd Quarter



Visual positions in race at 3rd Quarter

Dubbo Race 7 Distance 1720m

Friday, 23 May 2025


Gross Time: 2:11.10 MileRate: 2:02.70 LeadTime: 7.60s First Qtr: 31.10s Second Qtr: 31.80s Third Qtr: 30.90s Fourth Qtr: 29.70s

DATA TABLE: 800 / 400 Posi's are position from leader and (how wide the horse was at that position)

No	Horse	Plc	Mar	800 Posi	400 Posi	Time	3rd Qtr	4th Qt
1	Miss Pippa	1	0.0m	4.4m (0)	4.4m (0)	2:11.10	30.89s	29.37s
5	Vinygetsachance	2	1.6m	0.0m (0)	0.4m (0)	2:11.22	30.93s	29.79s
6	Johemian	3	5.9m	14.1m (1)	10.6m (1)	2:11.56	30.62s	29.36s
2	Global Goddess	4	6.8m	8.6m (0)	8.6m (0)	2:11.63	30.89s	29.58s
8	Rocknroll Bling	5	7.4m	5.5m (1)	4.8m (1)	2:11.68	30.84s	29.92s
3	Runlockyrun	6	8.3m	1.3m (1)	0.0m (1)	2:11.75	30.80s	30.35s
7	Excuse To Collect	7	14.0m	13.0m (0)	12.9m (0)	2:12.19	30.87s	29.82s
10	Pad Thai	8	20.5m	17.7m (0)	15.9m (1)	2:12.70	30.74s	30.10s
4	Smokey Bow	9	32.1m	21.9m (0)	23.4m (1)	2:13.60	30.98s	30.44s
9	Bodeletos	10	71.6m	9.6m (1)	4.7m (2)	2:16.67	30.51s	34.92s

Finish Position and metres gained

First Arrow shows distance gain/loss from 2nd Qtr to 3rd Qtr,
Second Arrow shows distance gain/loss from 3rd Qtr to Finish
Blue arrow indicates best gain in these quarters.



Visual positions in race at 2nd Quarter



Visual positions in race at 3rd Quarter



Powered by



Harness Analyser

Sectional Analysis Software

Not just form | Free Trial

www.facebook.com/PJHarnessRacing



RISE Digital, Harness Racing Australia nor the provider accepts any responsibility for the completeness or accuracy of any of the information contained herein, and makes no representations about its suitability for any particular purpose. Users should make their own judgements about those matters and/or seek independent advice. You assume all risks associated with use of data provided on this page

Dubbo Race 8 Distance 1720m

Friday, 23 May 2025


Gross Time: 2:09.90 MileRate: 2:01.60 LeadTime: 7.60s First Qtr: 30.80s Second Qtr: 32.40s Third Qtr: 30.50s Fourth Qtr: 28.60s

DATA TABLE: 800 / 400 Posi's are position from leader and (how wide the horse was at that position)

No	Horse	Plc	Mar	800 Posi	400 Posi	Time	3rd Qtr	4th Qt
4	Mammals Reason	1	0.0m	0.0m (0)	0.0m (0)	2:09.90	30.50s	28.60s
1	Limbo Lottie	2	5.9m	9.2m (0)	9.3m (0)	2:10.34	30.48s	28.36s
10	Thereshewas	3	8.0m	16.9m (1)	0.4m (1)	2:10.50	29.25s	29.17s
3	Beautifully Put	4	11.7m	4.5m (0)	4.4m (0)	2:10.78	30.48s	29.16s
7	Lucky In America	5	13.8m	14.0m (0)	16.9m (0)	2:10.94	30.68s	28.40s
6	Soho Betty Dee	6	18.8m	2.9m (1)	4.5m (1)	2:11.31	30.61s	29.68s
9	Sprite Rainbow	7	19.5m	18.5m (0)	22.5m (1)	2:11.36	30.75s	28.41s
2	Always Be Lucky	8	20.6m	7.4m (1)	8.9m (1)	2:11.45	30.59s	29.50s
8	Shoobees Sunset	9	20.9m	12.4m (1)	13.5m (1)	2:11.47	30.55s	29.18s
5	For A Dream	10	22.6m	21.9m (1)	17.6m (1)	2:11.60	30.13s	29.01s

Finish Position and metres gained

First Arrow shows distance gain/loss from 2nd Qtr to 3rd Qtr,
Second Arrow shows distance gain/loss from 3rd Qtr to Finish
Blue arrow indicates best gain in these quarters.



800

Visual positions in race at 2nd Quarter



400

Visual positions in race at 3rd Quarter



Powered by



Harness Analyser

Sectional Analysis Software

Not just form | Free Trial

www.facebook.com/PJHarnessRacing



RISE Digital, Harness Racing Australia nor the provider accepts any responsibility for the completeness or accuracy of any of the information contained herein, and makes no representations about its suitability for any particular purpose. Users should make their own judgements about those matters and/or seek independent advice. You assume all risks associated with use of data provided on this page