

Wagga Riverina Race 1 Distance 2270m

Friday, 23 May 2025


Gross Time: 2:45.00 MileRate: 1:57.00 LeadTime: 46.90s First Qtr: 30.30s Second Qtr: 30.70s Third Qtr: 28.20s Fourth Qtr: 28.90s

DATA TABLE: 800 / 400 Posi's are position from leader and (how wide the horse was at that position)

No	Horse	Plc	Mar	800 Posi	400 Posi	Time	3rd Qtr	4th Qt
9	Shes A Warrawee	1	0.0m	13.9m (2)	2.0m (2)	2:45.00	27.36s	28.76s
2	Kimcando	2	5.0m	5.4m (2)	0.4m (1)	2:45.38	27.85s	29.25s
5	Quickshift Girl	3	6.4m	8.6m (0)	8.7m (1)	2:45.49	28.22s	28.77s
10	Exclusive Hustler	4	8.2m	9.7m (2)	4.5m (1)	2:45.62	27.84s	29.20s
8	Mardibringsaparty	5	11.1m	0.0m (0)	0.0m (0)	2:45.84	28.20s	29.74s
1	Secret Line	6	44.5m	4.3m (0)	5.4m (0)	2:48.38	28.28s	31.90s
3	Ideal Cruiser	7	78.4m	13.1m (0)	20.3m (0)	2:50.95	28.72s	33.41s
4	Shes Believable	8	84.0m	17.8m (1)	21.4m (1)	2:51.37	28.47s	33.75s
6	Jumbo Jim	9	125.2m	5.5m (1)	83.7m (1)	2:54.50	33.75s	32.46s

Finish Position and metres gained

First Arrow shows distance gain/loss from 2nd Qtr to 3rd Qtr,
Second Arrow shows distance gain/loss from 3rd Qtr to Finish
Blue arrow indicates best gain in these quarters.



Visual positions in race at 2nd Quarter



Visual positions in race at 3rd Quarter



Powered by



Harness Analyser

Sectional Analysis Software

Not just form | Free Trial

www.facebook.com/PJHarnessRacing



RISE Digital, Harness Racing Australia nor the provider accepts any responsibility for the completeness or accuracy of any of the information contained herein, and makes no representations about its suitability for any particular purpose. Users should make their own judgements about those matters and/or seek independent advice. You assume all risks associated with use of data provided on this page

Wagga Riverina Race 2 Distance 1740m

Friday, 23 May 2025

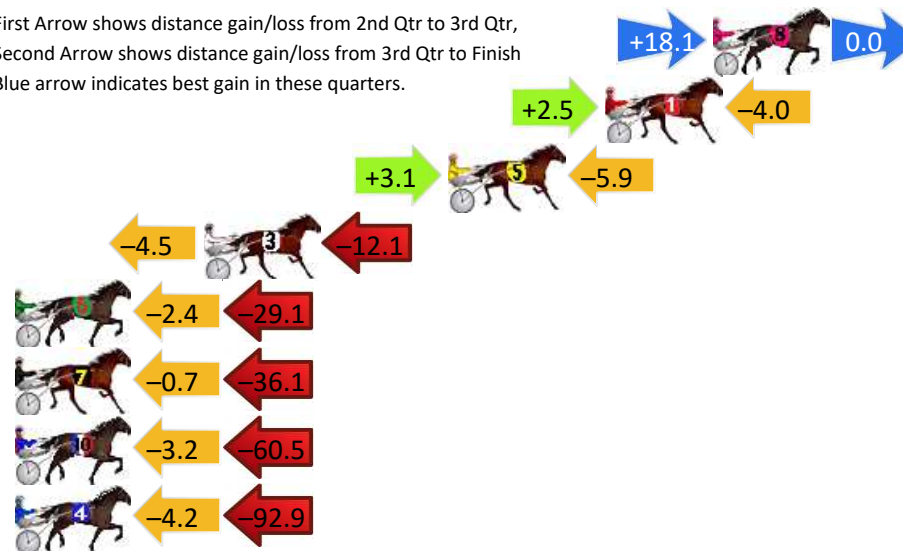
Gross Time: 2:06.20 MileRate: 1:56.70 LeadTime: 8.50s First Qtr: 28.90s Second Qtr: 30.70s Third Qtr: 29.50s Fourth Qtr: 28.60s

DATA TABLE: 800 / 400 Posi's are position from leader and (how wide the horse was at that position)

NoHorse	Plc	Mar	800 Posi	400 Posi	Time	3rd Qtr	4th Qt
8 Its A Fond Memory	1	0.0m	18.1m (1)	0.0m (1)	2:06.20	28.17s	28.60s
1 Romeghan	2	4.3m	2.8m (1)	0.3m (0)	2:06.52	29.31s	28.90s
5 Keno Rosie	3	10.6m	7.8m (1)	4.7m (1)	2:07.00	29.27s	29.06s
3 Jungle Shark	4	20.4m	3.8m (0)	8.3m (1)	2:07.73	29.82s	29.53s
6 Tommys Dream Girl	5	44.6m	13.1m (0)	15.5m (0)	2:09.55	29.66s	30.83s
7 Kyleigh	6	50.0m	13.2m (1)	13.9m (1)	2:09.95	29.53s	31.35s
10 Rocknroll Grace	7	71.9m	8.2m (0)	11.4m (0)	2:11.60	29.72s	33.18s
4 Perfectly Said	8	97.1m	0.0m (0)	4.2m (0)	2:13.49	29.80s	35.59s

Finish Position and metres gained

First Arrow shows distance gain/loss from 2nd Qtr to 3rd Qtr,
Second Arrow shows distance gain/loss from 3rd Qtr to Finish
Blue arrow indicates best gain in these quarters.



800

Visual positions in race at 2nd Quarter



400

Visual positions in race at 3rd Quarter



Powered by



Harness Analyser

Sectional Analysis Software

Not just form | Free Trial

www.facebook.com/PJHarnessRacing



RISE Digital, Harness Racing Australia nor the provider accepts any responsibility for the completeness or accuracy of any of the information contained herein, and makes no representations about its suitability for any particular purpose. Users should make their own judgements about those matters and/or seek independent advice. You assume all risks associated with use of data provided on this page

Wagga Riverina Race 3 Distance 1740m

Friday, 23 May 2025




Gross Time: 2:03.30 MileRate: 1:54.10 LeadTime: 8.40s First Qtr: 28.00s Second Qtr: 30.20s Third Qtr: 28.70s Fourth Qtr: 28.00s

DATA TABLE: 800 / 400 Posi's are position from leader and (how wide the horse was at that position)

NoHorse	Plc	Mar	800 Posi	400 Posi	Time	3rd Qtr	4th Qt
2 Jakob	1	0.0m	3.7m (0)	4.3m (0)	2:03.30	28.74s	27.70s
5 Mac Thunder	2	0.1m	0.0m (0)	0.0m (0)	2:03.31	28.70s	28.01s
3 Texan Branach	3	8.8m	6.6m (1)	2.3m (1)	2:03.95	28.39s	28.49s
7 Nice Won Gary	4	9.2m	14.7m (1)	6.0m (2)	2:03.98	28.07s	28.26s
6 Miki Loch	5	16.9m	18.0m (0)	20.9m (1)	2:04.54	28.89s	27.77s
10 Bayridge Tommy	6	23.2m	10.8m (1)	8.2m (1)	2:05.01	28.51s	29.13s
1 Kristysgirl	7	26.5m	8.7m (0)	11.6m (0)	2:05.25	28.90s	29.13s
9 Bagley Boy	8	28.6m	13.5m (0)	16.5m (0)	2:05.41	28.90s	28.95s
4 Stipulating	9	32.1m	18.9m (1)	16.0m (1)	2:05.66	28.48s	29.23s
8 Tinnysmedad	10	47.4m	23.1m (1)	26.7m (1)	2:06.79	28.93s	29.61s

Finish Position and metres gained

First Arrow shows distance gain/loss from 2nd Qtr to 3rd Qtr,
Second Arrow shows distance gain/loss from 3rd Qtr to Finish
Blue arrow indicates best gain in these quarters.



Wagga Riverina Race 4 Distance 2270m

Friday, 23 May 2025

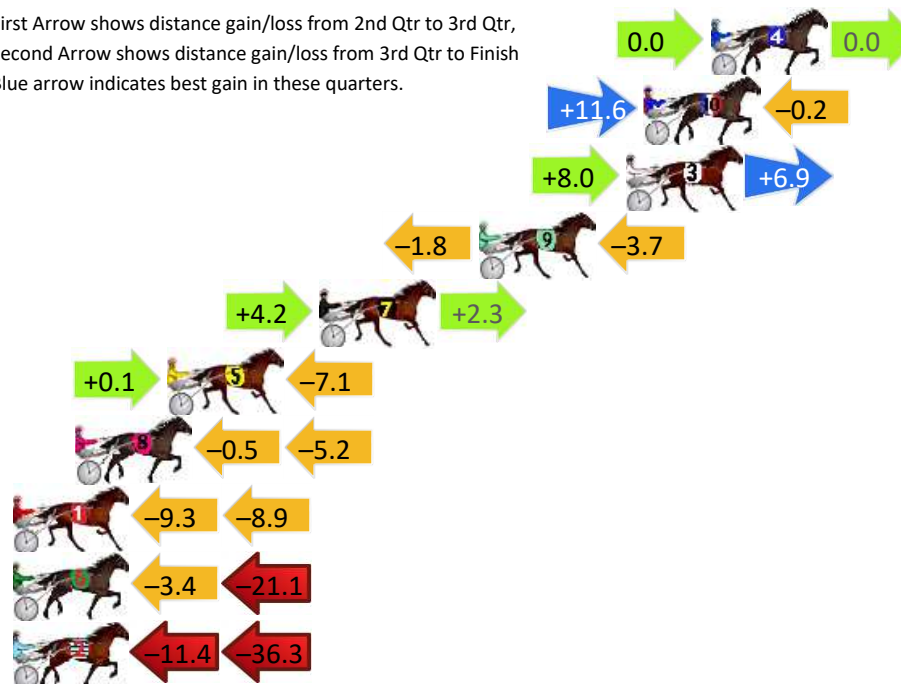
Gross Time: 2:43.90 MileRate: 1:56.20 LeadTime: 46.70s First Qtr: 29.30s Second Qtr: 29.90s Third Qtr: 28.80s Fourth Qtr: 29.20s

DATA TABLE: 800 / 400 Posi's are position from leader and (how wide the horse was at that position)

No	Horse	Plc	Mar	800 Posi	400 Posi	Time	3rd Qtr	4th Qt
4	Scottie Mach	1	0.0m	0.0m (0)	0.0m (0)	2:43.90	28.80s	29.20s
10	Classic Beesmack	2	2.7m	14.1m (1)	2.5m (1)	2:44.11	27.97s	29.23s
3	Mop	3	3.4m	18.3m (1)	10.3m (2)	2:44.16	28.23s	28.72s
9	Braebeach	4	9.3m	3.8m (1)	5.6m (0)	2:44.61	28.93s	29.51s
7	Hes A Terror	5	15.7m	22.2m (1)	18.0m (3)	2:45.10	28.51s	29.10s
5	Fe Fe On Fire	6	21.8m	14.8m (0)	14.7m (2)	2:45.57	28.80s	29.81s
8	Marianna Bromac	7	25.5m	19.8m (0)	20.3m (2)	2:45.85	28.84s	29.69s
1	Holme Boy	8	28.3m	10.1m (0)	19.4m (1)	2:46.07	29.48s	29.97s
6	Luvtoo	9	34.1m	9.6m (1)	13.0m (1)	2:46.51	29.05s	30.87s
2	Fiftyshadesofhay	10	53.0m	5.3m (0)	16.7m (0)	2:47.96	29.62s	32.06s

Finish Position and metres gained

First Arrow shows distance gain/loss from 2nd Qtr to 3rd Qtr,
Second Arrow shows distance gain/loss from 3rd Qtr to Finish
Blue arrow indicates best gain in these quarters.



800

Visual positions in race at 2nd Quarter



400

Visual positions in race at 3rd Quarter



Powered by



Harness Analyser

Sectional Analysis Software

Not just form | Free Trial

www.facebook.com/PJHarnessRacing



RISE Digital, Harness Racing Australia nor the provider accepts any responsibility for the completeness or accuracy of any of the information contained herein, and makes no representations about its suitability for any particular purpose. Users should make their own judgements about those matters and/or seek independent advice. You assume all risks associated with use of data provided on this page

Wagga Riverina Race 5 Distance 1740m

Friday, 23 May 2025


Gross Time: 2:02.90 MileRate: 1:53.60 LeadTime: 8.60s First Qtr: 29.00s Second Qtr: 29.90s Third Qtr: 27.20s Fourth Qtr: 28.20s

DATA TABLE: 800 / 400 Posi's are position from leader and (how wide the horse was at that position)

NoHorse	Plc	Mar	800 Posi	400 Posi	Time	3rd Qtr	4th Qt
3 Guaranteed End	1	0.0m	0.0m (0)	0.0m (0)	2:02.90	27.20s	28.20s
9 Surprise Landing	2	6.4m	9.2m (0)	9.3m (0)	2:03.37	27.22s	28.03s
1 Jiliby Ryder	3	11.6m	5.0m (0)	5.2m (0)	2:03.76	27.22s	28.70s
6 Caribbean Pride	4	17.8m	25.6m (1)	25.9m (1)	2:04.22	27.25s	27.74s
5 Chrissy Eve	5	23.4m	13.6m (0)	14.0m (0)	2:04.63	27.24s	28.97s
8 Just Rock Me Lou	6	24.9m	20.8m (1)	20.6m (0)	2:04.75	27.21s	28.63s
10 Angus Finn	7	25.5m	7.4m (1)	11.0m (2)	2:04.79	27.46s	29.33s
4 Elated	8	35.4m	11.7m (1)	16.9m (1)	2:05.52	27.57s	29.66s
7 Hudson River	9	37.7m	3.1m (1)	9.3m (1)	2:05.69	27.63s	30.35s
2 Sandys Ideal	10	100.0m	16.4m (1)	30.2m (0)	2:10.31	28.17s	33.53s

Finish Position and metres gained

First Arrow shows distance gain/loss from 2nd Qtr to 3rd Qtr,
Second Arrow shows distance gain/loss from 3rd Qtr to Finish
Blue arrow indicates best gain in these quarters.



800

Visual positions in race at 2nd Quarter



400

Visual positions in race at 3rd Quarter



Powered by



Harness Analyser

Sectional Analysis Software

Not just form | Free Trial

www.facebook.com/PJHarnessRacing



RISE Digital, Harness Racing Australia nor the provider accepts any responsibility for the completeness or accuracy of any of the information contained herein, and makes no representations about its suitability for any particular purpose. Users should make their own judgements about those matters and/or seek independent advice. You assume all risks associated with use of data provided on this page

Wagga Riverina Race 6 Distance 1740m

Friday, 23 May 2025


Gross Time: 2:04.20 MileRate: 1:54.90 LeadTime: 8.60s First Qtr: 28.50s Second Qtr: 30.60s Third Qtr: 28.40s Fourth Qtr: 28.10s

DATA TABLE: 800 / 400 Posi's are position from leader and (how wide the horse was at that position)

No	Horse	Plc	Mar	800 Posi	400 Posi	Time	3rd Qtr	4th Qt
6	Smokin Pocket	1	0.0m	0.0m (0)	0.0m (0)	2:04.20	28.40s	28.10s
4	Our Rebel Yell	2	0.6m	16.8m (1)	14.8m (1)	2:04.24	28.25s	27.10s
9	Victortheinflictor	3	2.1m	8.1m (1)	5.7m (1)	2:04.36	28.23s	27.86s
8	Kowhai Blaze	4	2.7m	3.5m (1)	1.7m (1)	2:04.40	28.27s	28.18s
10	Rock The Nation	5	4.7m	12.6m (1)	10.3m (1)	2:04.55	28.23s	27.73s
2	The Texas Ranger	6	6.2m	9.6m (0)	8.8m (0)	2:04.66	28.34s	27.94s
1	Shoobees Charm	7	7.0m	5.1m (0)	4.6m (0)	2:04.72	28.36s	28.30s
5	Sneak A Peek	8	10.0m	15.0m (0)	13.7m (0)	2:04.94	28.30s	27.88s
7	Unchainmyart	9	14.6m	19.6m (0)	18.5m (0)	2:05.28	28.32s	27.88s
3	Dee Terror	10	23.2m	21.1m (1)	20.5m (1)	2:05.91	28.35s	28.37s


Finish Position and metres gained

First Arrow shows distance gain/loss from 2nd Qtr to 3rd Qtr,
Second Arrow shows distance gain/loss from 3rd Qtr to Finish
Blue arrow indicates best gain in these quarters.



800

Visual positions in race at 2nd Quarter



400

Visual positions in race at 3rd Quarter

Wagga Riverina Race 7 Distance 2270m

Friday, 23 May 2025

Gross Time: 2:44.30

MileRate: 1:56.50

LeadTime: 48.70s

First Qtr: 29.40s

Second Qtr: 29.90s

Third Qtr: 29.70s

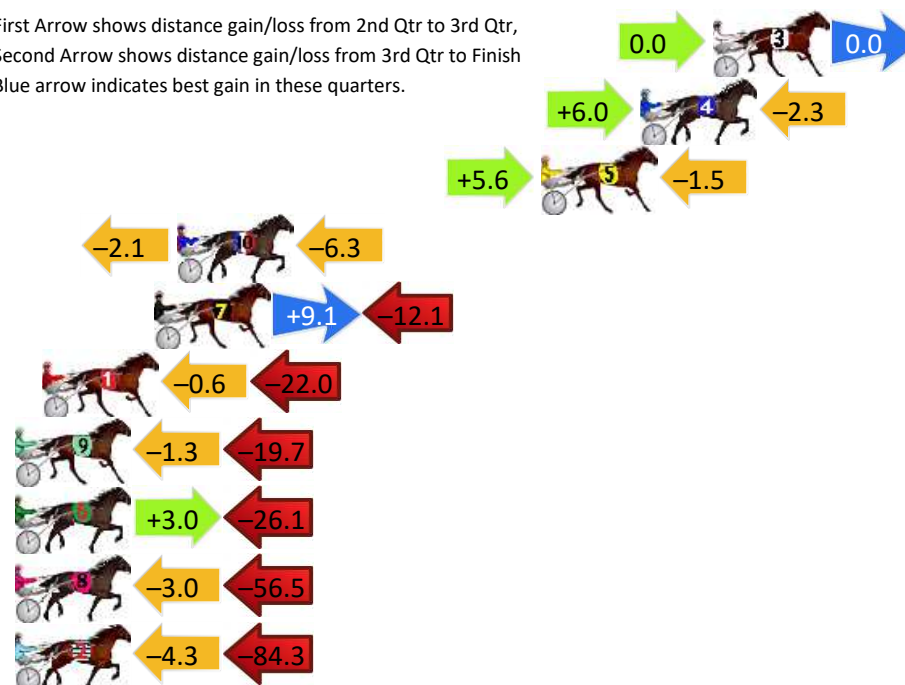
Fourth Qtr: 26.60s

DATA TABLE: 800 / 400 Posi's are position from leader and (how wide the horse was at that position)

No	Horse	Plc	Mar	800 Posi	400 Posi	Time	3rd Qtr	4th Qt
3	Crocodile Socks	1	0.0m	0.0m (0)	0.0m (0)	2:44.30	29.70s	26.60s
4	Whilemena Rita	2	2.9m	6.6m (1)	0.6m (1)	2:44.50	29.25s	26.76s
5	Zen Master	3	6.9m	11.0m (1)	5.4m (2)	2:44.78	29.27s	26.70s
10	Play It Cool	4	21.5m	13.1m (0)	15.2m (0)	2:45.81	29.79s	27.05s
7	My Ultimate Skeeta	5	22.4m	19.4m (1)	10.3m (2)	2:45.87	28.99s	27.45s
1	She Haunts Em	6	26.9m	4.3m (0)	4.9m (0)	2:46.19	29.72s	28.15s
9	Merrywood Paul	7	29.7m	8.7m (0)	10.0m (0)	2:46.38	29.76s	27.98s
6	Burton	8	38.4m	15.3m (1)	12.3m (1)	2:46.99	29.43s	28.43s
8	Significant Laz	9	76.8m	17.3m (0)	20.3m (0)	2:49.69	29.84s	30.57s
2	Lieutenant Arden	10	91.2m	2.6m (1)	6.9m (1)	2:50.70	29.99s	32.52s

Finish Position and metres gained

First Arrow shows distance gain/loss from 2nd Qtr to 3rd Qtr,
Second Arrow shows distance gain/loss from 3rd Qtr to Finish
Blue arrow indicates best gain in these quarters.



800

Visual positions in race at 2nd Quarter



400

Visual positions in race at 3rd Quarter



Powered by



Harness Analyser

Sectional Analysis Software

Not just form | Free Trial

www.facebook.com/PJHarnessRacing



RISE Digital, Harness Racing Australia nor the provider accepts any responsibility for the completeness or accuracy of any of the information contained herein, and makes no representations about its suitability for any particular purpose. Users should make their own judgements about those matters and/or seek independent advice. You assume all risks associated with use of data provided on this page

Wagga Riverina Race 8 Distance 1740m

Friday, 23 May 2025



Gross Time: 2:03.40 MileRate: 1:54.10 LeadTime: 8.40s First Qtr: 29.70s Second Qtr: 30.40s Third Qtr: 27.50s Fourth Qtr: 27.40s

DATA TABLE: 800 / 400 Posi's are position from leader and (how wide the horse was at that position)

No	Horse	Plc	Mar	800 Posi	400 Posi	Time	3rd Qtr	4th Qt
1	Stagecoach	1	0.0m	0.0m (0)	0.0m (0)	2:03.40	27.50s	27.40s
2	More Gooda	2	5.5m	4.4m (0)	4.4m (0)	2:03.80	27.50s	27.50s
5	Skittle Bomb	3	7.4m	4.1m (1)	2.6m (1)	2:03.93	27.40s	27.75s
3	Bubby To Base	4	7.8m	8.6m (1)	6.9m (1)	2:03.96	27.38s	27.49s
7	Carlo Gambino	5	8.0m	13.5m (0)	13.9m (0)	2:03.98	27.53s	27.03s
9	Im Alrite	6	10.2m	9.1m (0)	9.1m (0)	2:04.14	27.50s	27.52s
4	Tizzy Lizzie	7	12.7m	13.0m (1)	11.7m (1)	2:04.32	27.41s	27.52s
8	Tuapeka Lou	8	18.5m	21.8m (1)	22.6m (1)	2:04.73	27.55s	27.19s
6	Murphys Reward	9	35.9m	17.7m (1)	18.0m (0)	2:05.99	27.52s	28.76s

Finish Position and metres gained

First Arrow shows distance gain/loss from 2nd Qtr to 3rd Qtr,
Second Arrow shows distance gain/loss from 3rd Qtr to Finish
Blue arrow indicates best gain in these quarters.



800

Visual positions in race at 2nd Quarter



400

Visual positions in race at 3rd Quarter



Powered by



Harness Analyser

Sectional Analysis Software

Not just form | Free Trial

www.facebook.com/PJHarnessRacing



RISE Digital, Harness Racing Australia nor the provider accepts any responsibility for the completeness or accuracy of any of the information contained herein, and makes no representations about its suitability for any particular purpose. Users should make their own judgements about those matters and/or seek independent advice. You assume all risks associated with use of data provided on this page

Wagga Riverina Race 9 Distance 1740m

Friday, 23 May 2025


Gross Time: 2:00.50 MileRate: 1:51.40 LeadTime: 8.60s First Qtr: 29.10s Second Qtr: 28.70s Third Qtr: 26.70s Fourth Qtr: 27.40s

DATA TABLE: 800 / 400 Posi's are position from leader and (how wide the horse was at that position)

NoHorse	Plc	Mar	800 Posi	400 Posi	Time	3rd Qtr	4th Qt
9 Cantfindabettorman	1	0.0m	4.7m (1)	1.8m (1)	2:00.50	26.51s	27.28s
4 Diamond Eclipse	2	5.7m	4.4m (0)	5.4m (0)	2:00.91	26.77s	27.45s
7 Bainbridge	3	8.0m	0.0m (0)	0.0m (0)	2:01.08	26.70s	27.98s
8 Pas Guarantee	4	14.9m	9.2m (1)	9.8m (1)	2:01.57	26.75s	27.81s
5 Captains Catch	5	18.1m	18.5m (1)	18.7m (1)	2:01.81	26.73s	27.45s
2 Dieing Art	6	18.4m	13.7m (1)	14.3m (1)	2:01.83	26.75s	27.77s
6 Hy Poactive	7	19.9m	22.7m (1)	22.9m (1)	2:01.94	26.73s	27.30s
1 Just Rollyourown	8	31.2m	10.9m (0)	13.1m (0)	2:02.75	26.86s	28.77s

Finish Position and metres gained

First Arrow shows distance gain/loss from 2nd Qtr to 3rd Qtr,
Second Arrow shows distance gain/loss from 3rd Qtr to Finish
Blue arrow indicates best gain in these quarters.



800

Visual positions in race at 2nd Quarter



400

Visual positions in race at 3rd Quarter



Powered by



Harness Analyser

Sectional Analysis Software

Not just form | Free Trial

www.facebook.com/PJHarnessRacing



RISE Digital, Harness Racing Australia nor the provider accepts any responsibility for the completeness or accuracy of any of the information contained herein, and makes no representations about its suitability for any particular purpose. Users should make their own judgements about those matters and/or seek independent advice. You assume all risks associated with use of data provided on this page