

# Menangle Race 1 Distance 1609m

Saturday, 24 May 2025

Gross Time: 1:51.10 MileRate: 1:51.10 LeadTime: 0.00s First Qtr: 27.60s Second Qtr: 29.60s Third Qtr: 27.20s Fourth Qtr: 26.70s

DATA TABLE: 800 / 400 Posi's are position from leader and (how wide the horse was at that position)

No	Horse	Plc	Mar	800 Posi	400 Posi	Time	3rd Qtr	4th Qt
7	No Heart Throb	1	0.0m	0.0m (0)	0.0m (0)	1:51.10	27.20s	26.70s
2	Franco Tyson	2	1.2m	4.0m (0)	4.4m (0)	1:51.18	27.22s	26.49s
8	My Moonlite Dream	3	4.3m	5.0m (1)	2.8m (1)	1:51.40	27.05s	26.80s
6	Ooga Chaka	4	11.3m	9.0m (1)	8.0m (1)	1:51.90	27.14s	26.92s
9	Dashing	5	11.5m	13.4m (1)	12.4m (1)	1:51.91	27.13s	26.64s
10	Ubetcha Tigerpie	6	12.9m	17.8m (1)	16.4m (1)	1:52.01	27.10s	26.47s
1	Springfield Affair	7	14.5m	8.4m (0)	11.4m (0)	1:52.12	27.40s	26.91s
4	Dance And Deliver	8	14.7m	12.2m (0)	15.6m (0)	1:52.13	27.43s	26.64s
5	Boom	9	16.5m	16.4m (0)	20.0m (0)	1:52.26	27.44s	26.47s

## Finish Position and metres gained

First Arrow shows distance gain/loss from 2nd Qtr to 3rd Qtr,  
Second Arrow shows distance gain/loss from 3rd Qtr to Finish  
Blue arrow indicates best gain in these quarters.



800

Visual positions in race at 2nd Quarter



400

Visual positions in race at 3rd Quarter



Powered by



Harness Analyser

Sectional Analysis Software

Not just form | Free Trial

[www.facebook.com/PJHarnessRacing](http://www.facebook.com/PJHarnessRacing)



RISE Digital, Harness Racing Australia nor the provider accepts any responsibility for the completeness or accuracy of any of the information contained herein, and makes no representations about its suitability for any particular purpose. Users should make their own judgements about those matters and/or seek independent advice. You assume all risks associated with use of data provided on this page

# Menangle Race 2 Distance 1609m

Saturday, 24 May 2025


Gross Time: 1:52.00 MileRate: 1:52.00 LeadTime: 0.00s First Qtr: 26.80s Second Qtr: 29.60s Third Qtr: 28.10s Fourth Qtr: 27.50s

DATA TABLE: 800 / 400 Posi's are position from leader and (how wide the horse was at that position)

No	Horse	Plc	Mar	800 Posi	400 Posi	Time	3rd Qtr	4th Qt
6	Miki Pins	1	0.0m	4.8m (1)	1.2m (1)	1:52.00	27.85s	27.42s
9	District Attorney	2	0.4m	17.0m (1)	16.6m (2)	1:52.03	28.06s	26.39s
5	Unfazed	3	0.4m	8.8m (1)	8.4m (1)	1:52.03	28.07s	26.95s
8	Terry	4	0.9m	12.8m (1)	12.4m (1)	1:52.07	28.06s	26.71s
7	Ravishing Sloy	5	1.3m	0.0m (0)	0.0m (0)	1:52.09	28.10s	27.59s
10	Petes Said So	6	3.4m	21.0m (1)	18.2m (1)	1:52.25	27.90s	26.49s
3	Black Onyx	7	4.6m	4.2m (0)	4.2m (0)	1:52.33	28.10s	27.53s
2	Double Fear	8	5.7m	8.2m (0)	8.8m (0)	1:52.41	28.14s	27.29s
1	Sahara Sirocco	9	9.9m	12.4m (0)	14.0m (0)	1:52.72	28.21s	27.22s

## Finish Position and metres gained

First Arrow shows distance gain/loss from 2nd Qtr to 3rd Qtr,  
Second Arrow shows distance gain/loss from 3rd Qtr to Finish  
Blue arrow indicates best gain in these quarters.



800

Visual positions in race at 2nd Quarter



400

Visual positions in race at 3rd Quarter



Powered by



Harness Analyser

Sectional Analysis Software

Not just form | Free Trial

[www.facebook.com/PJHarnessRacing](http://www.facebook.com/PJHarnessRacing)



RISE Digital, Harness Racing Australia nor the provider accepts any responsibility for the completeness or accuracy of any of the information contained herein, and makes no representations about its suitability for any particular purpose. Users should make their own judgements about those matters and/or seek independent advice. You assume all risks associated with use of data provided on this page

# Menangle Race 3 Distance 1609m

Saturday, 24 May 2025




Gross Time: 1:51.80 MileRate: 1:51.80 LeadTime: 0.00s First Qtr: 27.20s Second Qtr: 28.50s Third Qtr: 28.10s Fourth Qtr: 28.00s

DATA TABLE: 800 / 400 Posi's are position from leader and (how wide the horse was at that position)

No	Horse	Plc	Mar	800 Posi	400 Posi	Time	3rd Qtr	4th Qt
1	Has The Courage	1	0.0m	4.0m (0)	4.0m (0)	1:51.80	28.10s	27.72s
2	Sheffield Sparky	2	1.1m	8.4m (0)	8.2m (1)	1:51.88	28.09s	27.51s
3	Jalaneel	3	1.9m	12.4m (0)	12.2m (1)	1:51.94	28.08s	27.28s
4	Supa American	4	2.8m	0.0m (0)	0.0m (0)	1:52.01	28.10s	28.19s
5	Raging Sea	5	4.9m	16.8m (0)	16.2m (1)	1:52.16	28.06s	27.21s
7	Donegal Luther	6	6.4m	25.0m (0)	23.8m (0)	1:52.27	28.01s	26.79s
10	Vinke B	7	12.5m	33.6m (0)	24.0m (1)	1:52.72	27.43s	27.20s
9	One For The Rodi	8	16.5m	29.2m (0)	27.8m (0)	1:53.01	28.00s	27.21s
6	Aliberto	9	20.0m	20.8m (0)	19.8m (0)	1:53.27	28.03s	28.01s
11	Guilty Party	10	21.7m	32.2m (1)	20.2m (1)	1:53.40	27.26s	28.10s

## Finish Position and metres gained

First Arrow shows distance gain/loss from 2nd Qtr to 3rd Qtr, Second Arrow shows distance gain/loss from 3rd Qtr to Finish  
Blue arrow indicates best gain in these quarters.



Powered by  
**PJ** Harness Analyser

Sectional Analysis Software  
Not just form | Free Trial

[www.facebook.com/PJHarnessRacing](https://www.facebook.com/PJHarnessRacing)



RISE Digital, Harness Racing Australia nor the provider accepts any responsibility for the completeness or accuracy of any of the information contained herein, and makes no representations about its suitability for any particular purpose. Users should make their own judgements about those matters and/or seek independent advice. You assume all risks associated with use of data provided on this page

# Menangle Race 4 Distance 2300m

Saturday, 24 May 2025

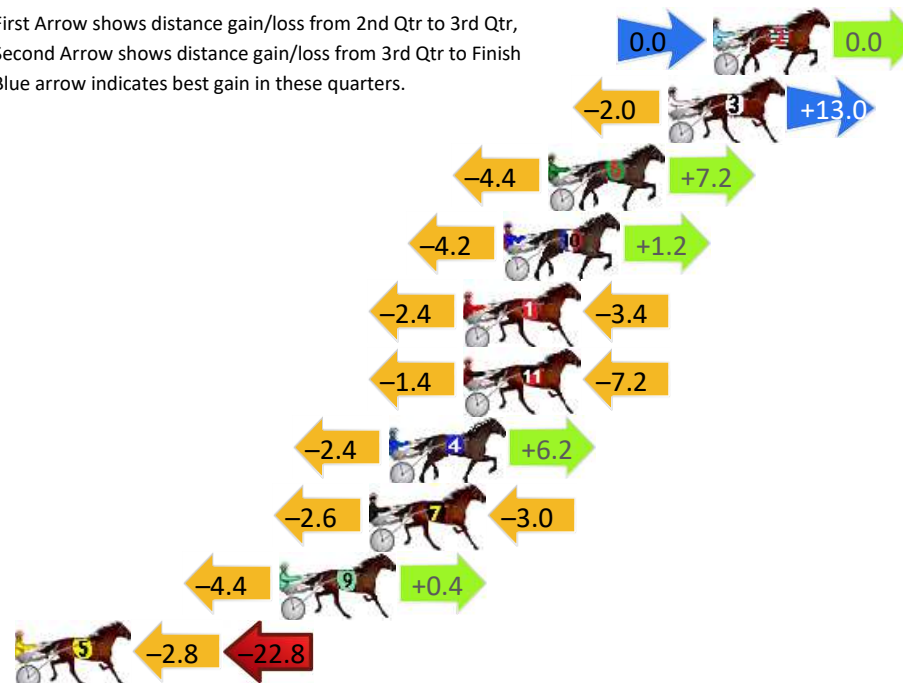
Gross Time: 2:44.40 MileRate: 1:55.00 LeadTime: 50.20s First Qtr: 29.60s Second Qtr: 28.90s Third Qtr: 27.60s Fourth Qtr: 28.10s

DATA TABLE: 800 / 400 Posi's are position from leader and (how wide the horse was at that position)

NoHorse	Plc	Mar	800 Posi	400 Posi	Time	3rd Qtr	4th Qt
2 Major Hot	1	0.0m	0.0m (0)	0.0m (0)	2:44.40	27.60s	28.10s
3 Collect A Dime	2	1.8m	12.8m (0)	14.8m (0)	2:44.53	27.75s	27.19s
6 Montefiore	3	6.6m	9.4m (1)	13.8m (2)	2:44.89	27.91s	27.60s
10 Our George Boston	4	8.4m	5.4m (1)	9.6m (1)	2:45.02	27.89s	28.02s
1 Arnies Army	5	10.0m	4.2m (0)	6.6m (0)	2:45.14	27.76s	28.34s
11 Fashion Icon	5	10.0m	1.4m (1)	2.8m (1)	2:45.14	27.69s	28.60s
4 Tinder Surprise	7	13.0m	16.8m (0)	19.2m (0)	2:45.36	27.77s	27.67s
7 American Hammer	8	13.8m	8.2m (0)	10.8m (0)	2:45.42	27.78s	28.31s
9 Stormtide	9	17.4m	13.4m (1)	17.8m (2)	2:45.69	27.90s	28.07s
5 Keto	10	46.8m	21.2m (0)	24.0m (0)	2:47.86	27.78s	29.69s

## Finish Position and metres gained

First Arrow shows distance gain/loss from 2nd Qtr to 3rd Qtr, Second Arrow shows distance gain/loss from 3rd Qtr to Finish Blue arrow indicates best gain in these quarters.



800

Visual positions in race at 2nd Quarter



400

Visual positions in race at 3rd Quarter



# Menangle Race 5 Distance 2300m

Saturday, 24 May 2025

Gross Time: 2:45.10

MileRate: 1:55.50

LeadTime: 48.80s

First Qtr: 31.10s

Second Qtr: 30.00s

Third Qtr: 28.20s

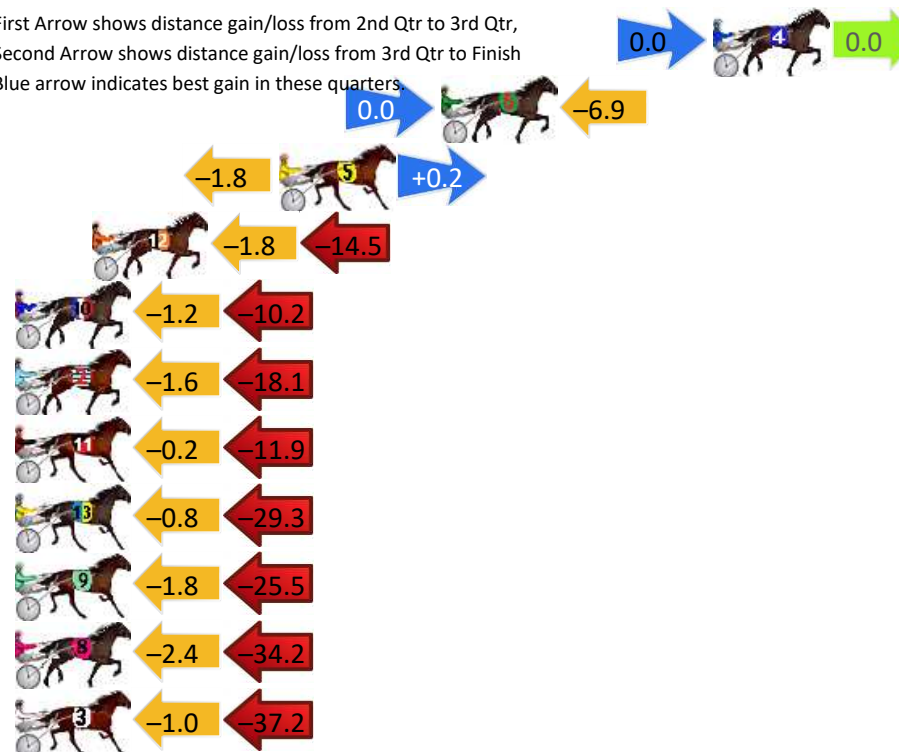
Fourth Qtr: 27.00s

DATA TABLE: 800 / 400 Posi's are position from leader and (how wide the horse was at that position)

NoHorse	Plc	Mar	800 Posi	400 Posi	Time	3rd Qtr	4th Qt
4 Vite Monet	1	0.0m	0.0m (0)	0.0m (0)	2:45.10	28.20s	27.00s
6 Cortez	2	10.9m	4.0m (0)	4.0m (0)	2:45.88	28.21s	27.46s
5 Turbo Tommy	3	17.4m	15.8m (0)	17.6m (0)	2:46.34	28.32s	26.99s
12 Mister Bluechip	4	24.9m	8.6m (1)	10.4m (2)	2:46.87	28.35s	27.97s
10 Captain Tom	5	28.6m	17.2m (1)	18.4m (3)	2:47.13	28.30s	27.68s
2 Spirit King	6	32.7m	13.0m (1)	14.6m (2)	2:47.43	28.34s	28.21s
11 Bettors Hope	7	33.3m	21.2m (1)	21.4m (4)	2:47.47	28.23s	27.80s
13 Whyiman	8	38.1m	8.0m (0)	8.8m (0)	2:47.81	28.30s	28.97s
9 Love Lou	9	39.1m	11.8m (0)	13.6m (0)	2:47.88	28.36s	28.71s
8 Bandit Eyes	10	40.8m	4.2m (1)	6.6m (1)	2:48.00	28.42s	29.30s
3 Nifty Studleigh	11	58.4m	20.2m (0)	21.2m (1)	2:49.25	28.32s	29.50s


## Finish Position and metres gained

First Arrow shows distance gain/loss from 2nd Qtr to 3rd Qtr,  
Second Arrow shows distance gain/loss from 3rd Qtr to Finish  
Blue arrow indicates best gain in these quarters



800

Visual positions in race at 2nd Quarter



400

Visual positions in race at 4th Quarter



Powered by



Harness Analyser

Sectional Analysis Software

Not just form | Free Trial

[www.facebook.com/PJHarnessRacing](http://www.facebook.com/PJHarnessRacing)



RISE Digital, Harness Racing Australia nor the provider accepts any responsibility for the completeness or accuracy of any of the information contained herein, and makes no representations about its suitability for any particular purpose. Users should make their own judgements about those matters and/or seek independent advice. You assume all risks associated with use of data provided on this page

# Menangle Race 6 Distance 1609m

Saturday, 24 May 2025

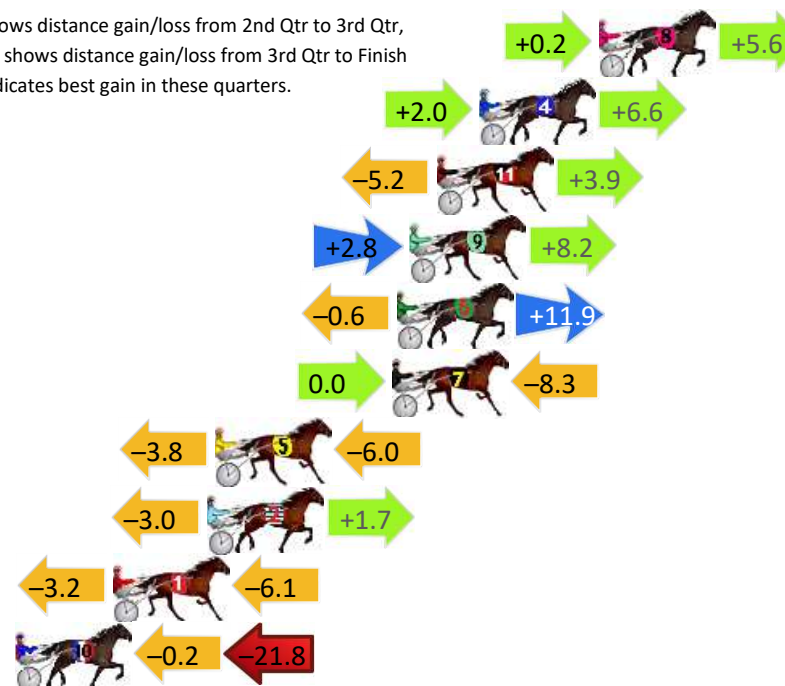
Gross Time: 1:50.10 MileRate: 1:50.10 LeadTime: 0.00s First Qtr: 25.50s Second Qtr: 28.40s Third Qtr: 27.40s Fourth Qtr: 28.80s

DATA TABLE: 800 / 400 Posi's are position from leader and (how wide the horse was at that position)

No	Horse	Plc	Mar	800 Posi	400 Posi	Time	3rd Qtr	4th Qt
8	Kingmaker	1	0.0m	5.8m (1)	5.6m (1)	1:50.10	27.40s	28.40s
4	Chevron Art	2	4.8m	13.4m (1)	11.4m (1)	1:50.46	27.27s	28.33s
11	Max Delight	3	6.5m	5.2m (2)	10.4m (2)	1:50.59	27.77s	28.52s
9	Kanena Provlima	4	7.6m	18.6m (1)	15.8m (1)	1:50.67	27.22s	28.21s
6	Major Perry	5	8.1m	19.4m (0)	20.0m (1)	1:50.71	27.46s	27.95s
7	Royal Cruiser	6	8.3m	0.0m (0)	0.0m (0)	1:50.73	27.39s	29.39s
5	I Break The Line	7	15.4m	5.6m (0)	9.4m (0)	1:51.26	27.66s	29.23s
2	Whiskey Cavalier	8	15.7m	14.4m (0)	17.4m (0)	1:51.29	27.61s	28.68s
1	Pandaia	9	19.5m	10.2m (0)	13.4m (0)	1:51.57	27.61s	29.24s
10	Captain Ravishing	10	23.4m	1.4m (1)	1.6m (1)	1:51.87	27.38s	30.36s

## Finish Position and metres gained

First Arrow shows distance gain/loss from 2nd Qtr to 3rd Qtr,  
Second Arrow shows distance gain/loss from 3rd Qtr to Finish  
Blue arrow indicates best gain in these quarters.



Visual positions in race at 2nd Quarter

800



Visual positions in race at 3rd Quarter

400



Powered by



Harness Analyser

Sectional Analysis Software

Not just form | Free Trial

[www.facebook.com/PJHarnessRacing](http://www.facebook.com/PJHarnessRacing)



RISE Digital, Harness Racing Australia nor the provider accepts any responsibility for the completeness or accuracy of any of the information contained herein, and makes no representations about its suitability for any particular purpose. Users should make their own judgements about those matters and/or seek independent advice. You assume all risks associated with use of data provided on this page

# Menangle Race 7 Distance 2300m

Saturday, 24 May 2025

Gross Time: 2:44.60

MileRate: 1:55.20

LeadTime: 49.30s

First Qtr: 29.60s

Second Qtr: 29.70s

Third Qtr: 28.40s


Fourth Qtr: 27.60s

DATA TABLE: 800 / 400 Posi's are position from leader and (how wide the horse was at that position)

No	Horse	Plc	Mar	800 Posi	400 Posi	Time	3rd Qtr	4th Qt
11	Glitter Aint Gold	1	0.0m	0.0m (0)	0.0m (0)	2:44.60	28.40s	27.60s
6	Horn Player	2	2.7m	4.2m (0)	5.8m (0)	2:44.80	28.51s	27.39s
5	Duggee Sloy	3	3.5m	9.2m (1)	13.2m (2)	2:44.85	28.67s	26.93s
3	Tomahawk Bart	4	7.6m	8.4m (0)	9.8m (0)	2:45.15	28.50s	27.45s
9	Novanta Rising	5	13.1m	0.8m (1)	5.8m (1)	2:45.55	28.76s	28.10s
1	Im Dustee	6	15.0m	16.8m (0)	19.0m (0)	2:45.69	28.55s	27.33s
12	Rebounder	7	15.6m	21.6m (1)	25.6m (2)	2:45.73	28.67s	26.91s
2	Little Demon	8	16.0m	12.6m (0)	13.8m (0)	2:45.76	28.49s	27.75s
4	Tick A Loch	9	19.6m	5.0m (1)	9.2m (2)	2:46.02	28.70s	28.31s
8	Rock Fisherman	10	20.9m	13.2m (1)	17.4m (2)	2:46.12	28.70s	27.84s
10	Night To Remember	11	26.8m	20.8m (0)	24.4m (0)	2:46.55	28.65s	27.76s
13	Art Of Terror	12	29.5m	17.4m (1)	21.4m (2)	2:46.74	28.69s	28.16s

## Finish Position and metres gained

First Arrow shows distance gain/loss from 2nd Qtr to 3rd Qtr,  
Second Arrow shows distance gain/loss from 3rd Qtr to Finish  
Blue arrow indicates best gain in these quarters.



800

Visual positions in race at 2nd Quarter



400

Visual positions in race at 3rd Quarter



Powered by



Harness Analyser

Sectional Analysis Software

Not just form | Free Trial

[www.facebook.com/PJHarnessRacing](http://www.facebook.com/PJHarnessRacing)



RISE Digital, Harness Racing Australia nor the provider accepts any responsibility for the completeness or accuracy of any of the information contained herein, and makes no representations about its suitability for any particular purpose. Users should make their own judgements about those matters and/or seek independent advice. You assume all risks associated with use of data provided on this page



# Menangle Race 8 Distance 1609m

Saturday, 24 May 2025

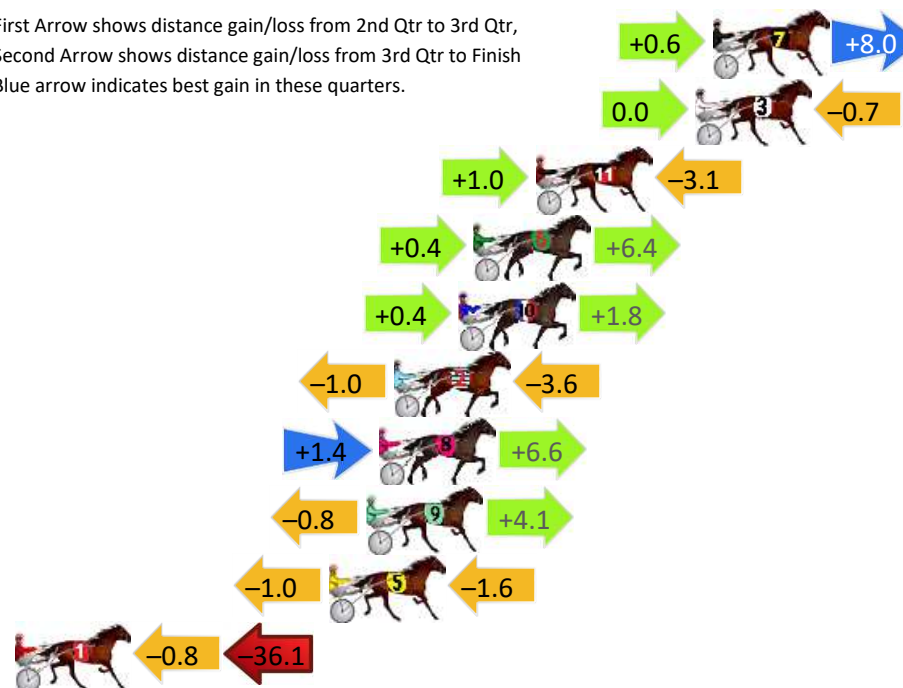
Gross Time: 1:52.30 MileRate: 1:52.30 LeadTime: 0.00s First Qtr: 27.20s Second Qtr: 29.10s Third Qtr: 28.40s Fourth Qtr: 27.60s

DATA TABLE: 800 / 400 Posi's are position from leader and (how wide the horse was at that position)

NoHorse	Plc	Mar	800 Posi	400 Posi	Time	3rd Qtr	4th Qt
7 Hezatreacherous	1	0.0m	8.6m (1)	8.0m (1)	1:52.30	28.35s	27.05s
3 Jungle Dragon	2	0.7m	0.0m (0)	0.0m (0)	1:52.35	28.40s	27.65s
11 Coastal Drive	3	7.1m	5.0m (1)	4.0m (1)	1:52.82	28.33s	27.81s
6 Petes Crunch Time	4	9.6m	16.4m (1)	16.0m (1)	1:53.00	28.37s	27.16s
10 Ozzie Corka	5	10.2m	12.4m (1)	12.0m (1)	1:53.04	28.37s	27.48s
2 Seaside	6	12.8m	8.2m (0)	9.2m (0)	1:53.23	28.47s	27.85s
8 My Ultimate Freddie	7	13.4m	21.4m (1)	20.0m (1)	1:53.27	28.30s	27.15s
9 Crusader Miss	8	13.9m	17.2m (0)	18.0m (0)	1:53.31	28.45s	27.32s
5 Ava Leanne	9	15.4m	12.8m (0)	13.8m (0)	1:53.42	28.47s	27.71s
1 Stay Foolish	10	41.1m	4.2m (0)	5.0m (0)	1:55.28	28.49s	30.08s


## Finish Position and metres gained

First Arrow shows distance gain/loss from 2nd Qtr to 3rd Qtr,  
Second Arrow shows distance gain/loss from 3rd Qtr to Finish  
Blue arrow indicates best gain in these quarters.



800

Visual positions in race at 2nd Quarter



400

Visual positions in race at 3rd Quarter



Powered by



Harness Analyser

Sectional Analysis Software

Not just form | Free Trial

[www.facebook.com/PJHarnessRacing](http://www.facebook.com/PJHarnessRacing)



RISE Digital, Harness Racing Australia nor the provider accepts any responsibility for the completeness or accuracy of any of the information contained herein, and makes no representations about its suitability for any particular purpose. Users should make their own judgements about those matters and/or seek independent advice. You assume all risks associated with use of data provided on this page



# Menangle Race 9 Distance 1609m

Saturday, 24 May 2025


Gross Time: 1:52.70 MileRate: 1:52.70 LeadTime: 0.00s First Qtr: 27.10s Second Qtr: 29.30s Third Qtr: 28.70s Fourth Qtr: 27.60s

DATA TABLE: 800 / 400 Posi's are position from leader and (how wide the horse was at that position)

NoHorse	Plc	Mar	800 Posi	400 Posi	Time	3rd Qtr	4th Qt
7 Boulevardofdreams	1	0.0m	0.0m (0)	0.0m (0)	1:52.70	28.70s	27.60s
8 My Crackling Rosie	2	1.6m	4.0m (0)	4.0m (0)	1:52.82	28.70s	27.44s
9 Twilight Heaven	3	8.1m	11.0m (1)	2.6m (1)	1:53.29	28.12s	27.98s
2 Aureus	4	8.6m	21.4m (0)	21.2m (1)	1:53.32	28.67s	26.74s
11 Joelita	5	9.0m	19.4m (1)	12.4m (1)	1:53.35	28.21s	27.37s
10 Ashleys Blue Chip	6	10.0m	15.2m (1)	8.4m (1)	1:53.43	28.23s	27.71s
5 Our Ultimate Ebony	7	11.6m	13.0m (0)	13.6m (0)	1:53.54	28.74s	27.46s
4 Platinum Jewel	8	12.6m	8.4m (0)	9.6m (0)	1:53.61	28.79s	27.81s
6 Racing Paula	9	15.5m	24.6m (1)	16.6m (1)	1:53.83	28.14s	27.52s
1 Harleequin	10	16.4m	17.4m (0)	18.2m (0)	1:53.89	28.75s	27.48s

## Finish Position and metres gained

First Arrow shows distance gain/loss from 2nd Qtr to 3rd Qtr,  
Second Arrow shows distance gain/loss from 3rd Qtr to Finish  
Blue arrow indicates best gain in these quarters.



Visual positions in race at 2nd Quarter

800



Visual positions in race at 3rd Quarter

400



Powered by



Harness Analyser

Sectional Analysis Software

Not just form | Free Trial

[www.facebook.com/PJHarnessRacing](http://www.facebook.com/PJHarnessRacing)



RISE Digital, Harness Racing Australia nor the provider accepts any responsibility for the completeness or accuracy of any of the information contained herein, and makes no representations about its suitability for any particular purpose. Users should make their own judgements about those matters and/or seek independent advice. You assume all risks associated with use of data provided on this page