

Penrith Race 1 Distance 2125m

Monday, 26 May 2025

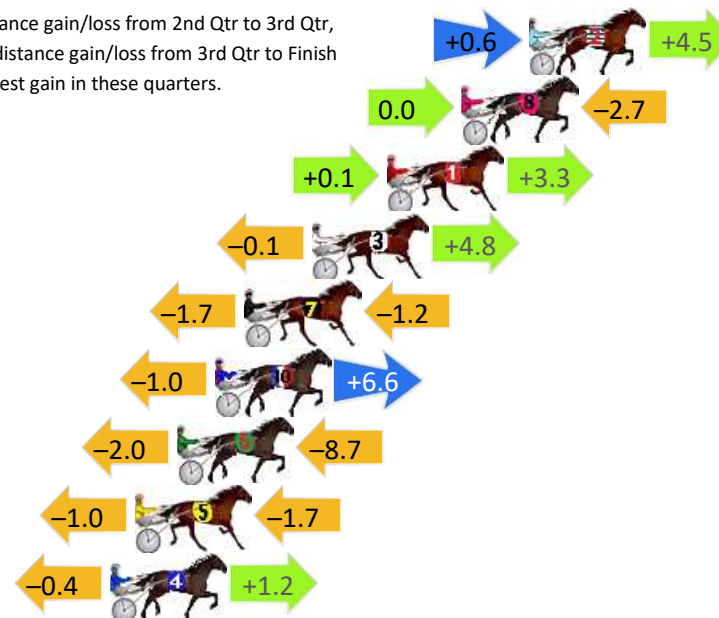
Gross Time: 2:36.40 MileRate: 1:58.50 LeadTime: 37.30s First Qtr: 31.90s Second Qtr: 30.10s Third Qtr: 28.30s Fourth Qtr: 28.80s

DATA TABLE: 800 / 400 Posi's are position from leader and (how wide the horse was at that position)

No	Horse	Plc	Mar	800 Posi	400 Posi	Time	3rd Qtr	4th Qt
2	Violet Hanover	1	0.0m	5.1m (0)	4.5m (0)	2:36.40	28.26s	28.48s
8	Ozzie Corka	2	2.7m	0.0m (0)	0.0m (0)	2:36.60	28.30s	29.00s
1	Memphis Fury	3	5.7m	9.1m (0)	9.0m (0)	2:36.83	28.30s	28.59s
3	Lockitineddy	4	8.7m	13.4m (0)	13.5m (0)	2:37.06	28.32s	28.50s
7	Dynamites Best	5	11.4m	8.5m (1)	10.2m (1)	2:37.26	28.42s	28.94s
10	Tigernator	6	12.6m	18.2m (0)	19.2m (0)	2:37.35	28.38s	28.39s
6	Mister Jones	7	14.1m	3.4m (1)	5.4m (1)	2:37.47	28.44s	29.49s
5	Blisses Best	8	15.8m	13.1m (1)	14.1m (1)	2:37.59	28.38s	28.99s
4	Consider It Done	9	16.8m	17.6m (1)	18.0m (1)	2:37.67	28.34s	28.79s

Finish Position and metres gained

First Arrow shows distance gain/loss from 2nd Qtr to 3rd Qtr, Second Arrow shows distance gain/loss from 3rd Qtr to Finish
Blue arrow indicates best gain in these quarters.



800

Visual positions in race at 2nd Quarter



400

Visual positions in race at 3rd Quarter

Penrith Race 2 Distance 2125m

Monday, 26 May 2025


Gross Time: 2:38.50 MileRate: 2:00.10 LeadTime: 38.30s First Qtr: 31.40s Second Qtr: 30.00s Third Qtr: 29.10s Fourth Qtr: 29.70s

DATA TABLE: 800 / 400 Posi's are position from leader and (how wide the horse was at that position)

No	Horse	Plc	Mar	800 Posi	400 Posi	Time	3rd Qtr	4th Qt
6	Gottadobettor	1	0.0m	14.9m (1)	11.0m (2)	2:38.50	28.82s	28.90s
4	Longtan Viper	2	1.2m	0.0m (0)	0.0m (0)	2:38.59	29.10s	29.79s
8	Tristar For Chris	3	2.1m	1.4m (1)	0.6m (1)	2:38.66	29.04s	29.82s
1	Ima Shinkansen	4	2.5m	8.3m (0)	7.7m (0)	2:38.69	29.06s	29.33s
3	Tiger Eupheme	5	5.0m	4.2m (0)	3.8m (0)	2:38.89	29.08s	29.81s
9	Follow The Money	6	7.3m	10.5m (1)	7.1m (2)	2:39.07	28.86s	29.75s
5	Goodtime Miki	7	12.9m	18.8m (0)	13.7m (1)	2:39.50	28.74s	29.70s
2	Loumia	8	26.9m	6.6m (1)	6.6m (1)	2:40.59	29.10s	31.31s
7	Sunshine Karamea	9	27.6m	12.2m (0)	11.5m (0)	2:40.65	29.06s	31.01s

Finish Position and metres gained

First Arrow shows distance gain/loss from 2nd Qtr to 3rd Qtr, Second Arrow shows distance gain/loss from 3rd Qtr to Finish Blue arrow indicates best gain in these quarters.



800

Visual positions in race at 2nd Quarter



400

Visual positions in race at 3rd Quarter



Powered by



Harness Analyser

Sectional Analysis Software

Not just form | Free Trial

www.facebook.com/PJHarnessRacing



RISE Digital, Harness Racing Australia nor the provider accepts any responsibility for the completeness or accuracy of any of the information contained herein, and makes no representations about its suitability for any particular purpose. Users should make their own judgements about those matters and/or seek independent advice. You assume all risks associated with use of data provided on this page

Penrith Race 3 Distance 1720m

Monday, 26 May 2025

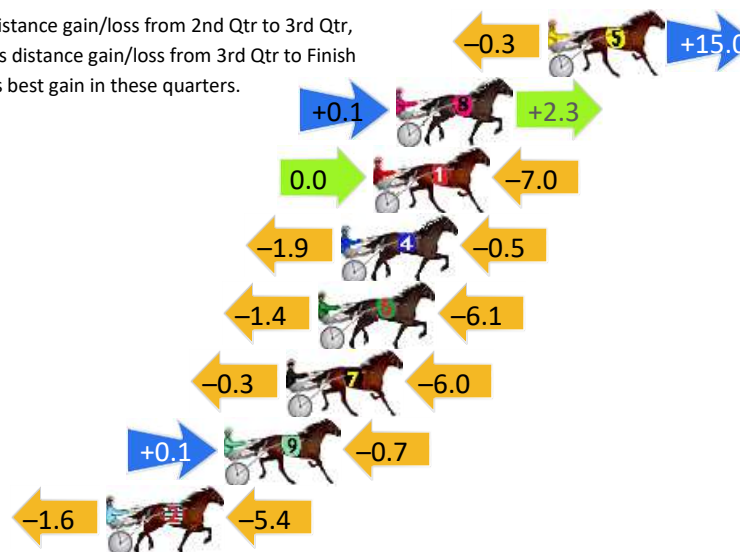
Gross Time: 2:03.70 MileRate: 1:55.70 LeadTime: 7.40s First Qtr: 29.80s Second Qtr: 28.70s Third Qtr: 28.50s Fourth Qtr: 29.30s

DATA TABLE: 800 / 400 Posi's are position from leader and (how wide the horse was at that position)

No	Horse	Plc	Mar	800 Posi	400 Posi	Time	3rd Qtr	4th Qt
5	Bara Riley	1	0.0m	14.7m (1)	15.0m (2)	2:03.70	28.54s	28.22s
8	Better Harley	2	6.1m	8.5m (0)	8.4m (0)	2:04.17	28.50s	29.17s
1	Mufasa Bart	3	7.0m	0.0m (0)	0.0m (0)	2:04.24	28.50s	29.84s
4	Charlies Ace	4	8.3m	5.9m (1)	7.8m (1)	2:04.34	28.64s	29.38s
6	Ideal Redemption	5	9.2m	1.7m (1)	3.1m (1)	2:04.41	28.60s	29.79s
7	Polka Delight	6	10.5m	4.2m (0)	4.5m (0)	2:04.51	28.52s	29.79s
9	Desiderio	7	13.0m	12.4m (0)	12.3m (0)	2:04.70	28.50s	29.42s
2	Lynnsanity	8	17.7m	10.7m (1)	12.3m (1)	2:05.06	28.62s	29.78s

Finish Position and metres gained

First Arrow shows distance gain/loss from 2nd Qtr to 3rd Qtr,
Second Arrow shows distance gain/loss from 3rd Qtr to Finish
Blue arrow indicates best gain in these quarters.



800

Visual positions in race at 2nd Quarter



400

Visual positions in race at 3rd Quarter



Powered by



Harness Analyser

Sectional Analysis Software

Not just form | Free Trial

www.facebook.com/PJHarnessRacing



RISE Digital, Harness Racing Australia nor the provider accepts any responsibility for the completeness or accuracy of any of the information contained herein, and makes no representations about its suitability for any particular purpose. Users should make their own judgements about those matters and/or seek independent advice. You assume all risks associated with use of data provided on this page

Penrith Race 4 Distance 2125m

Monday, 26 May 2025

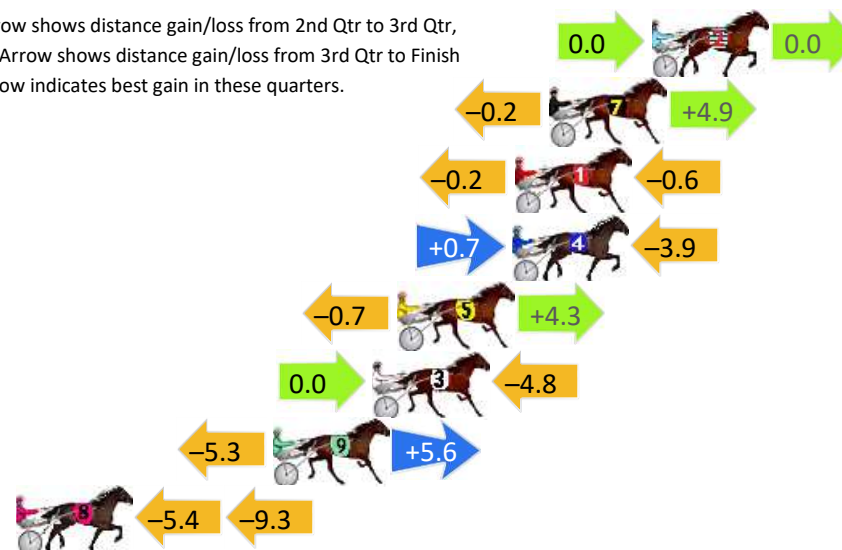
Gross Time: 2:36.80 MileRate: 1:58.80 LeadTime: 39.30s First Qtr: 31.80s Second Qtr: 30.00s Third Qtr: 27.50s Fourth Qtr: 28.20s

DATA TABLE: 800 / 400 Posi's are position from leader and (how wide the horse was at that position)

No	Horse	Plc	Mar	800 Posi	400 Posi	Time	3rd Qtr	4th Qt
2	Alta Sierra	1	0.0m	0.0m (0)	0.0m (0)	2:36.80	27.50s	28.20s
7	American Werewolf	2	4.1m	8.8m (0)	9.0m (0)	2:37.10	27.52s	27.88s
1	Freedom Art	3	5.5m	4.7m (0)	4.9m (0)	2:37.21	27.52s	28.27s
4	Set Up	4	5.6m	2.4m (1)	1.7m (1)	2:37.21	27.46s	28.49s
5	Hot Cruise Control	5	10.2m	13.8m (0)	14.5m (0)	2:37.56	27.56s	27.96s
3	Kates Virtue	6	11.2m	6.4m (1)	6.4m (1)	2:37.63	27.50s	28.59s
9	Maid Of Money	7	15.2m	15.5m (1)	20.8m (0)	2:37.93	27.88s	27.89s
8	Gimme A Reason	8	25.5m	10.8m (1)	16.2m (1)	2:38.69	27.88s	28.97s


Finish Position and metres gained

First Arrow shows distance gain/loss from 2nd Qtr to 3rd Qtr,
Second Arrow shows distance gain/loss from 3rd Qtr to Finish
Blue arrow indicates best gain in these quarters.



800

Visual positions in race at 2nd Quarter



400

Visual positions in race at 3rd Quarter



Powered by



Harness Analyser

Sectional Analysis Software

Not just form | Free Trial

www.facebook.com/PJHarnessRacing



RISE Digital, Harness Racing Australia nor the provider accepts any responsibility for the completeness or accuracy of any of the information contained herein, and makes no representations about its suitability for any particular purpose. Users should make their own judgements about those matters and/or seek independent advice. You assume all risks associated with use of data provided on this page

Penrith Race 5 Distance 1720m

Monday, 26 May 2025

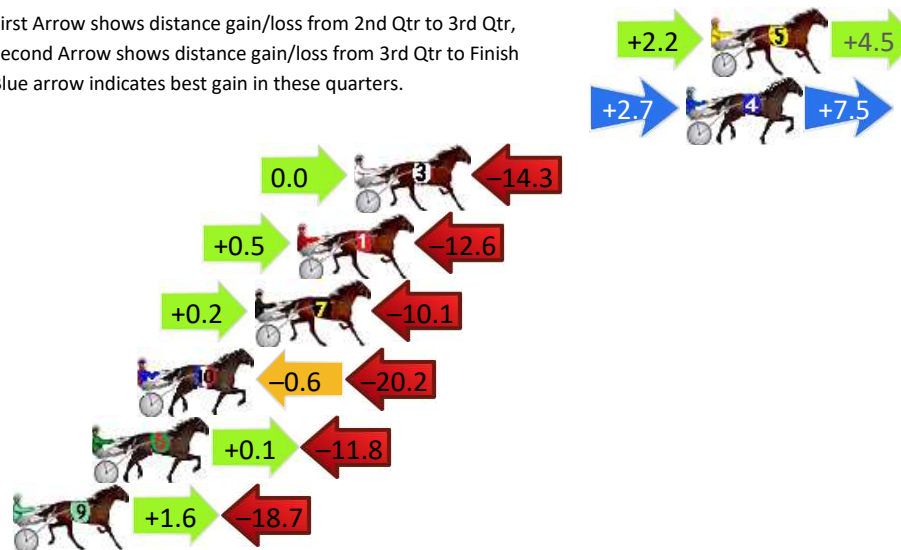
Gross Time: 2:02.80 MileRate: 1:54.90 LeadTime: 7.20s First Qtr: 29.60s Second Qtr: 29.00s Third Qtr: 28.80s Fourth Qtr: 28.20s

DATA TABLE: 800 / 400 Posi's are position from leader and (how wide the horse was at that position)

No	Horse	Plc	Mar	800 Posi	400 Posi	Time	3rd Qtr	4th Qt
5	Jiliby Fabio	1	0.0m	6.7m (1)	4.5m (2)	2:02.80	28.64s	27.88s
4	Gipsy Princess	2	1.0m	11.2m (1)	8.5m (2)	2:02.87	28.60s	27.67s
3	Dontletfearstopya	3	14.3m	0.0m (0)	0.0m (0)	2:03.86	28.80s	29.26s
1	Notsokool	4	16.6m	4.5m (0)	4.0m (0)	2:04.03	28.76s	29.15s
7	Merrywood Tony	5	18.3m	8.4m (0)	8.2m (0)	2:04.16	28.78s	28.98s
10	Boyzhavtime	6	23.0m	2.2m (1)	2.8m (1)	2:04.50	28.84s	29.70s
6	Radiant Amber	7	24.8m	13.1m (0)	13.0m (0)	2:04.64	28.78s	29.12s
9	A Lot Of Luvin	8	32.8m	15.7m (1)	14.1m (1)	2:05.23	28.68s	29.63s

Finish Position and metres gained

First Arrow shows distance gain/loss from 2nd Qtr to 3rd Qtr,
Second Arrow shows distance gain/loss from 3rd Qtr to Finish
Blue arrow indicates best gain in these quarters.



800

Visual positions in race at 2nd Quarter



400

Visual positions in race at 3rd Quarter



Powered by



Harness Analyser

Sectional Analysis Software

Not just form | Free Trial

www.facebook.com/PJHarnessRacing



RISE Digital, Harness Racing Australia nor the provider accepts any responsibility for the completeness or accuracy of any of the information contained herein, and makes no representations about its suitability for any particular purpose. Users should make their own judgements about those matters and/or seek independent advice. You assume all risks associated with use of data provided on this page

Penrith Race 6 Distance 1720m

Monday, 26 May 2025

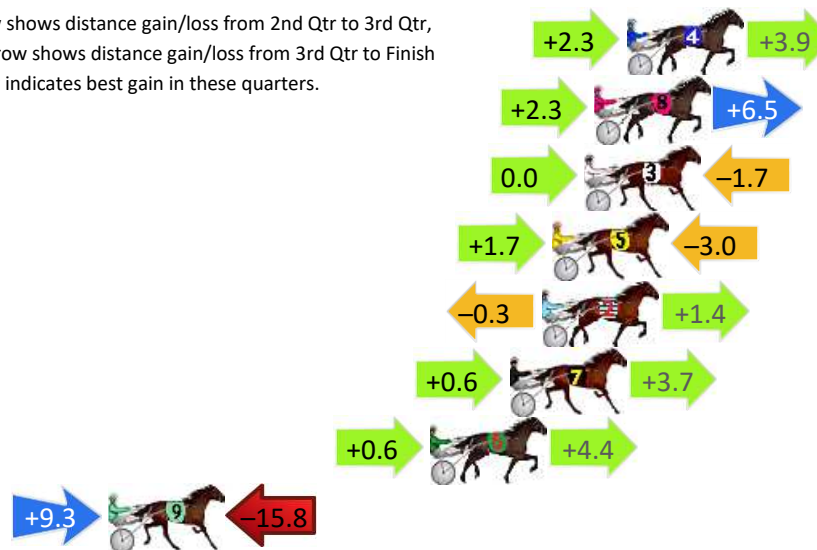
Gross Time: 2:06.30 MileRate: 1:58.20 LeadTime: 7.50s First Qtr: 30.40s Second Qtr: 30.80s Third Qtr: 28.70s Fourth Qtr: 28.90s

DATA TABLE: 800 / 400 Posi's are position from leader and (how wide the horse was at that position)

NoHorse	Plc	Mar	800 Posi	400 Posi	Time	3rd Qtr	4th Qt
4 Choochoo Train	1	0.0m	6.2m (1)	3.9m (1)	2:06.30	28.54s	28.62s
8 Bettine	2	1.3m	10.1m (1)	7.8m (1)	2:06.40	28.54s	28.44s
3 Lookin Good Margie	3	1.7m	0.0m (0)	0.0m (0)	2:06.43	28.70s	29.03s
5 Larrikin Lenny	4	3.0m	1.7m (1)	0.0m (1)	2:06.53	28.58s	29.13s
2 Play Southernland	5	3.4m	4.5m (0)	4.8m (0)	2:06.56	28.72s	28.82s
7 Harleequin	6	4.7m	9.0m (0)	8.4m (0)	2:06.66	28.66s	28.66s
6 Ed Mendes	7	7.9m	12.9m (0)	12.3m (1)	2:06.90	28.66s	28.62s
9 Ripstone Snorter	8	20.8m	14.3m (1)	5.0m (2)	2:07.88	28.04s	30.12s

Finish Position and metres gained

First Arrow shows distance gain/loss from 2nd Qtr to 3rd Qtr,
Second Arrow shows distance gain/loss from 3rd Qtr to Finish
Blue arrow indicates best gain in these quarters.



800

Visual positions in race at 2nd Quarter



400

Visual positions in race at 3rd Quarter



Penrith Race 7 Distance 2125m

Monday, 26 May 2025


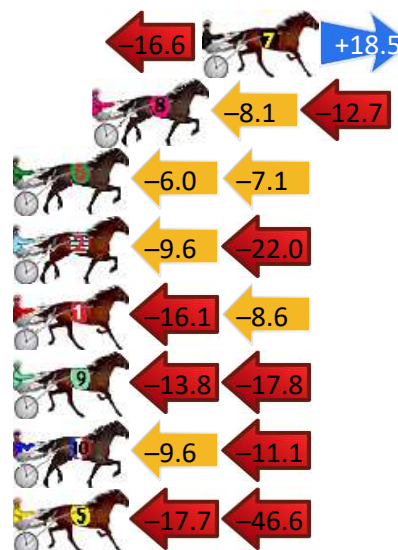
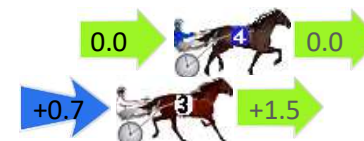
Gross Time: 2:34.40 MileRate: 1:56.90 LeadTime: 37.00s First Qtr: 30.00s Second Qtr: 28.70s Third Qtr: 28.50s Fourth Qtr: 30.20s

DATA TABLE: 800 / 400 Posi's are position from leader and (how wide the horse was at that position)

No	Horse	Plc	Mar	800 Posi	400 Posi	Time	3rd Qtr	4th Qt
4	Grey Cadillac	1	0.0m	0.0m (0)	0.0m (0)	2:34.40	28.50s	30.20s
3	A Vapar Storm	2	2.3m	4.5m (0)	3.8m (1)	2:34.58	28.46s	30.10s
7	Lani Kai Beach	3	20.4m	22.3m (0)	38.9m (2)	2:36.01	29.76s	28.97s
8	Whereishe	4	24.8m	4.0m (1)	12.1m (0)	2:36.36	29.10s	31.28s
6	Diletto	5	32.3m	19.2m (1)	25.2m (1)	2:36.95	28.98s	30.91s
2	Playful Miss	6	40.6m	9.0m (0)	18.6m (0)	2:37.61	29.22s	32.05s
1	Rum Delight	7	43.1m	18.4m (0)	34.5m (0)	2:37.81	29.72s	31.09s
9	Timely Sovereign	8	45.2m	13.6m (1)	27.4m (0)	2:37.97	29.54s	31.77s
10	Clementsorrell	9	46.7m	26.0m (1)	35.6m (1)	2:38.09	29.26s	31.29s
5	The Best Of You	10	95.4m	31.1m (0)	48.8m (0)	2:41.94	29.86s	34.18s


Finish Position and metres gained

First Arrow shows distance gain/loss from 2nd Qtr to 3rd Qtr, Second Arrow shows distance gain/loss from 3rd Qtr to Finish Blue arrow indicates best gain in these quarters.



800

Visual positions in race at 2nd Quarter



400

Visual positions in race at 3rd Quarter



Powered by



Harness Analyser

Sectional Analysis Software

Not just form | Free Trial

www.facebook.com/PJHarnessRacing



RISE Digital, Harness Racing Australia nor the provider accepts any responsibility for the completeness or accuracy of any of the information contained herein, and makes no representations about its suitability for any particular purpose. Users should make their own judgements about those matters and/or seek independent advice. You assume all risks associated with use of data provided on this page

Penrith Race 8 Distance 2125m

Monday, 26 May 2025

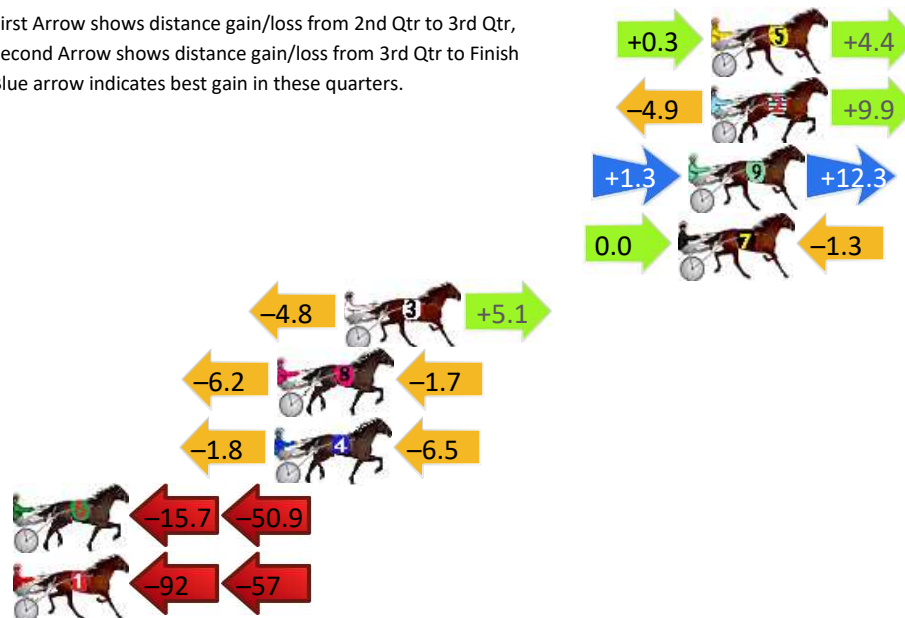
Gross Time: 2:40.10 MileRate: 2:01.20 LeadTime: 38.80s First Qtr: 31.50s Second Qtr: 31.30s Third Qtr: 28.90s Fourth Qtr: 29.60s

DATA TABLE: 800 / 400 Posi's are position from leader and (how wide the horse was at that position)

No	Horse	Plc	Mar	800 Posi	400 Posi	Time	3rd Qtr	4th Qt
5	Kingston Rainbow	1	0.0m	4.7m (1)	4.4m (0)	2:40.10	28.88s	29.28s
2	Hellovotime	2	0.0m	5.0m (0)	9.9m (1)	2:40.10	29.26s	28.88s
9	Rock Asset	3	0.9m	14.5m (1)	13.2m (3)	2:40.17	28.82s	28.71s
7	Mary Anne Rose	4	1.3m	0.0m (1)	0.0m (0)	2:40.20	28.90s	29.70s
3	Screenshot	5	14.7m	15.0m (0)	19.8m (2)	2:41.24	29.26s	29.30s
8	Im No Gift	6	17.4m	9.5m (0)	15.7m (1)	2:41.45	29.36s	29.81s
4	Peppi Gratz	7	17.5m	9.2m (1)	11.0m (2)	2:41.46	29.04s	30.16s
6	Decipher	8	66.9m	0.3m (0)	16.0m (0)	2:45.29	30.04s	33.63s
1	Hes My Reason	9	168.0m	19.5m (0)	111.1m (0)	2:53.13	35.58s	34.55s

Finish Position and metres gained

First Arrow shows distance gain/loss from 2nd Qtr to 3rd Qtr, Second Arrow shows distance gain/loss from 3rd Qtr to Finish Blue arrow indicates best gain in these quarters.



800

Visual positions in race at 2nd Quarter



400

Visual positions in race at 3rd Quarter