

Menangle Race 1 Distance 1609m

Tuesday, 27 May 2025




Gross Time: 1:57.30 MileRate: 1:57.30 LeadTime: 0.00s First Qtr: 28.40s Second Qtr: 30.40s Third Qtr: 30.00s Fourth Qtr: 28.50s

DATA TABLE: 800 / 400 Posi's are position from leader and (how wide the horse was at that position)

No	Horse	Plc	Mar	800 Posi	400 Posi	Time	3rd Qtr	4th Qt
5	Lotus Louise	1	0.0m	4.8m (0)	5.2m (1)	1:57.30	30.01s	28.13s
7	San Juan Mountain	2	4.4m	0.0m (0)	0.0m (0)	1:57.63	30.00s	28.83s
4	Kennys Son	3	7.9m	12.9m (0)	13.4m (1)	1:57.89	30.01s	28.12s
9	Monty Monte	4	18.7m	8.9m (0)	9.6m (1)	1:58.70	30.03s	29.21s
1	Donnie Gal	5	54.4m	18.8m (0)	22.6m (0)	2:01.37	30.24s	30.93s
6	Vulcan Stride	6	68.5m	28.2m (0)	21.7m (1)	2:02.43	29.47s	32.05s
3	Gladiator Stride	7	130.7m	23.3m (0)	17.4m (2)	2:07.08	29.53s	37.02s
2	Majestic Funds	8	131.7m	73.8m (0)	86.9m (0)	2:07.16	30.82s	32.04s
8	Majorette	9	166.8m	93.9m (0)	110.3m (0)	2:09.79	31.02s	32.97s

Finish Position and metres gained

First Arrow shows distance gain/loss from 2nd Qtr to 3rd Qtr,
Second Arrow shows distance gain/loss from 3rd Qtr to Finish
Blue arrow indicates best gain in these quarters.



Menangle Race 2 Distance 1609m

Tuesday, 27 May 2025


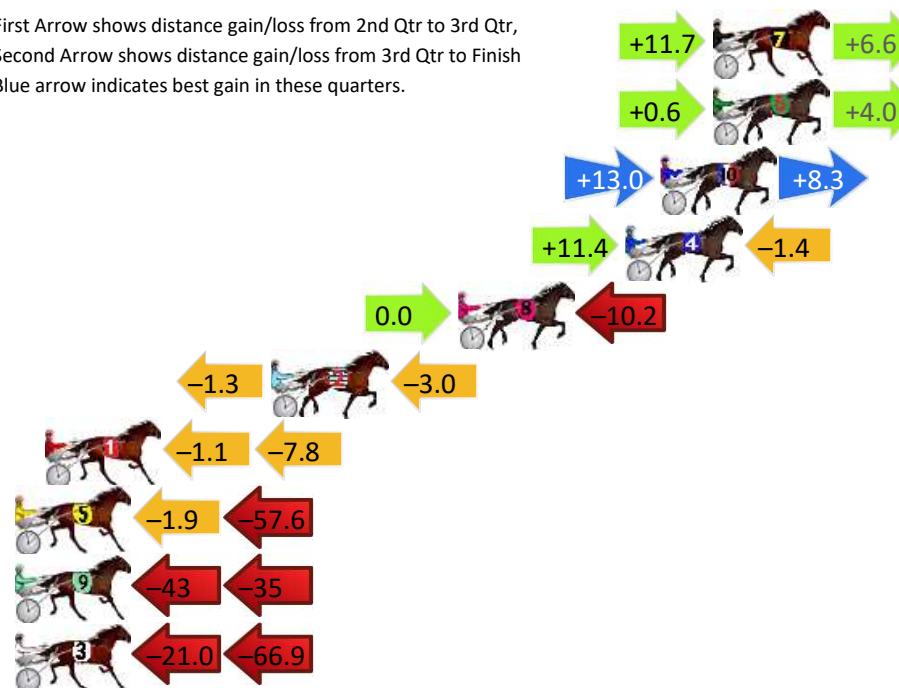
Gross Time: 1:58.10 MileRate: 1:58.10 LeadTime: 0.00s First Qtr: 28.00s Second Qtr: 30.10s Third Qtr: 30.10s Fourth Qtr: 29.90s

DATA TABLE: 800 / 400 Posi's are position from leader and (how wide the horse was at that position)

No	Horse	Plc	Mar	800 Posi	400 Posi	Time	3rd Qtr	4th Qt
7	Ewing	1	0.0m	18.3m (1)	6.6m (1)	1:58.10	29.23s	29.41s
6	Valley Star	2	0.0m	4.6m (0)	4.0m (0)	1:58.10	30.06s	29.60s
10	Military Merit	3	2.1m	23.4m (1)	10.4m (1)	1:58.26	29.13s	29.29s
4	One Pinevale Hill	4	3.5m	13.5m (1)	2.1m (1)	1:58.37	29.25s	30.02s
8	Cee Are Seven	5	10.2m	0.0m (0)	0.0m (0)	1:58.90	30.10s	30.70s
2	Down Under Earl	6	17.7m	13.4m (0)	14.7m (1)	1:59.49	30.19s	30.19s
1	Nothing I Want	7	26.8m	17.9m (0)	19.0m (1)	2:00.20	30.17s	30.59s
5	Viksun	8	68.9m	9.4m (0)	11.3m (0)	2:03.50	30.24s	34.46s
9	Rakero Warrior	9	101.5m	24.3m (0)	67.1m (0)	2:06.05	33.28s	32.85s
3	Maria Theresa	10	198.3m	110.4m (0)	131.4m (0)	2:13.63	31.64s	35.63s

Finish Position and metres gained

First Arrow shows distance gain/loss from 2nd Qtr to 3rd Qtr,
Second Arrow shows distance gain/loss from 3rd Qtr to Finish
Blue arrow indicates best gain in these quarters.



Menangle Race 3 Distance 1609m

Tuesday, 27 May 2025


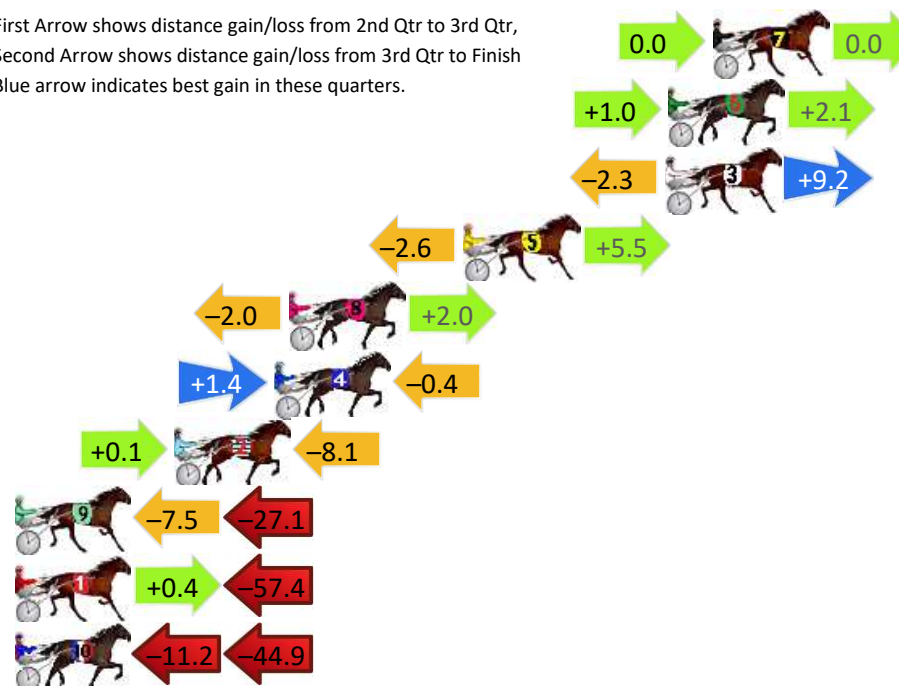
Gross Time: 1:58.40 MileRate: 1:58.40 LeadTime: 0.00s First Qtr: 28.90s Second Qtr: 31.40s Third Qtr: 29.50s Fourth Qtr: 28.60s

DATA TABLE: 800 / 400 Posi's are position from leader and (how wide the horse was at that position)

NoHorse	Plc	Mar	800 Posi	400 Posi	Time	3rd Qtr	4th Qt
7 Malibuu	1	0.0m	0.0m (0)	0.0m (0)	1:58.40	29.50s	28.60s
6 Gunner	2	1.8m	4.9m (0)	3.9m (0)	1:58.54	29.42s	28.46s
3 Oh Nova Love	3	1.9m	8.8m (1)	11.1m (3)	1:58.54	29.65s	27.94s
5 Affaire De Cover	4	10.0m	12.9m (1)	15.5m (3)	1:59.15	29.67s	28.23s
8 We Can Have It All	5	17.0m	17.0m (1)	19.0m (2)	1:59.68	29.62s	28.51s
4 Prohibited Love	6	17.6m	18.6m (0)	17.2m (0)	1:59.72	29.38s	28.68s
2 Itz Trixton Time	7	21.6m	13.6m (0)	13.5m (1)	2:00.02	29.47s	29.25s
9 Wynberg Watch	8	39.4m	4.8m (1)	12.3m (2)	2:01.36	30.04s	30.67s
1 Phoebe Majestic	9	66.3m	9.3m (0)	8.9m (0)	2:03.38	29.46s	32.94s
10 Alpha Stride	10	134.1m	78.0m (0)	89.2m (0)	2:08.47	30.22s	32.23s

Finish Position and metres gained

First Arrow shows distance gain/loss from 2nd Qtr to 3rd Qtr,
Second Arrow shows distance gain/loss from 3rd Qtr to Finish
Blue arrow indicates best gain in these quarters.



Menangle Race 4 Distance 1609m

Tuesday, 27 May 2025

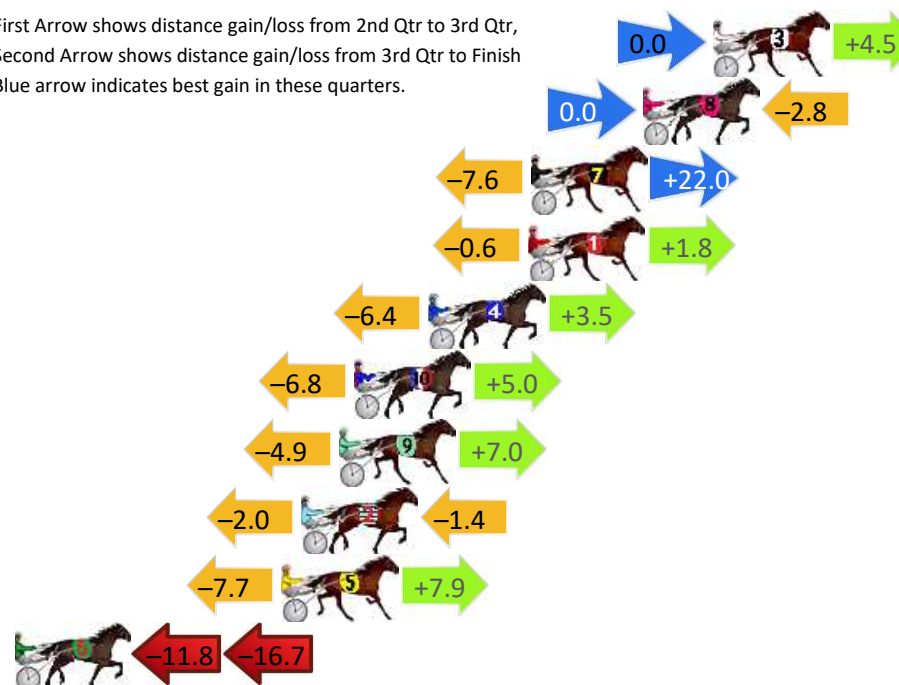
Gross Time: 1:56.30 MileRate: 1:56.30 LeadTime: 0.00s First Qtr: 27.30s Second Qtr: 31.40s Third Qtr: 28.90s Fourth Qtr: 28.70s

DATA TABLE: 800 / 400 Posi's are position from leader and (how wide the horse was at that position)

NoHorse	Plc	Mar	800 Posi	400 Posi	Time	3rd Qtr	4th Qt
3 My Great Eight	1	0.0m	4.5m (0)	4.5m (0)	1:56.30	28.90s	28.38s
8 Will I Am	2	2.8m	0.0m (0)	0.0m (0)	1:56.51	28.90s	28.91s
7 Caribbean Runa	3	7.3m	21.7m (0)	29.3m (0)	1:56.85	29.44s	27.15s
1 Major Hayley	4	7.4m	8.6m (0)	9.2m (0)	1:56.86	28.94s	28.60s
4 The Real Rocketman	5	11.4m	8.5m (1)	14.9m (2)	1:57.16	29.36s	28.49s
10 Halloween	6	14.4m	12.6m (1)	19.4m (2)	1:57.39	29.38s	28.40s
9 Reign Maker	7	15.0m	17.1m (1)	22.0m (1)	1:57.43	29.25s	28.26s
2 Addocar	8	16.5m	13.1m (0)	15.1m (0)	1:57.54	29.04s	28.86s
5 Dream To Dance	9	17.3m	17.5m (0)	25.2m (0)	1:57.60	29.44s	28.20s
6 Letstacaboutit	10	32.5m	4.0m (1)	15.8m (1)	1:58.75	29.75s	30.01s

Finish Position and metres gained

First Arrow shows distance gain/loss from 2nd Qtr to 3rd Qtr,
Second Arrow shows distance gain/loss from 3rd Qtr to Finish
Blue arrow indicates best gain in these quarters.



800

Visual positions in race at 2nd Quarter



400

Visual positions in race at 3rd Quarter



Powered by



Harness Analyser

Sectional Analysis Software

Not just form | Free Trial

www.facebook.com/PJHarnessRacing



RISE Digital, Harness Racing Australia nor the provider accepts any responsibility for the completeness or accuracy of any of the information contained herein, and makes no representations about its suitability for any particular purpose. Users should make their own judgements about those matters and/or seek independent advice. You assume all risks associated with use of data provided on this page

Menangle Race 5 Distance 1609m

Tuesday, 27 May 2025


Gross Time: 1:52.70 MileRate: 1:52.70 LeadTime: 0.00s First Qtr: 26.20s Second Qtr: 30.00s Third Qtr: 28.80s Fourth Qtr: 27.70s

DATA TABLE: 800 / 400 Posi's are position from leader and (how wide the horse was at that position)

No	Horse	Plc	Mar	800 Posi	400 Posi	Time	3rd Qtr	4th Qt
7	Theres Wally	1	0.0m	8.9m (0)	6.8m (1)	1:52.70	28.63s	27.23s
4	Nitro Danny	2	7.0m	12.9m (0)	12.2m (1)	1:53.21	28.73s	27.36s
8	The Devils Flame	3	17.9m	5.0m (0)	4.9m (0)	1:54.00	28.78s	28.66s
5	Watch Me React	4	20.7m	18.8m (1)	18.8m (3)	1:54.21	28.77s	27.89s
10	Always A Sam	5	24.4m	14.1m (1)	14.3m (3)	1:54.48	28.79s	28.48s
2	Mickey Be Nimble	6	38.0m	6.0m (1)	1.3m (1)	1:55.47	28.47s	30.37s
1	All Star Magician	7	41.0m	16.8m (0)	16.5m (0)	1:55.69	28.76s	29.53s
3	Parallel	8	43.7m	10.2m (1)	11.2m (2)	1:55.88	28.86s	30.10s
9	Over The Top	9	45.3m	0.0m (0)	0.0m (0)	1:56.00	28.80s	31.00s

Finish Position and metres gained

First Arrow shows distance gain/loss from 2nd Qtr to 3rd Qtr, Second Arrow shows distance gain/loss from 3rd Qtr to Finish Blue arrow indicates best gain in these quarters.



Visual positions in race at 2nd Quarter



Visual positions in race at 3rd Quarter

Menangle Race 6 Distance 1609m

Tuesday, 27 May 2025

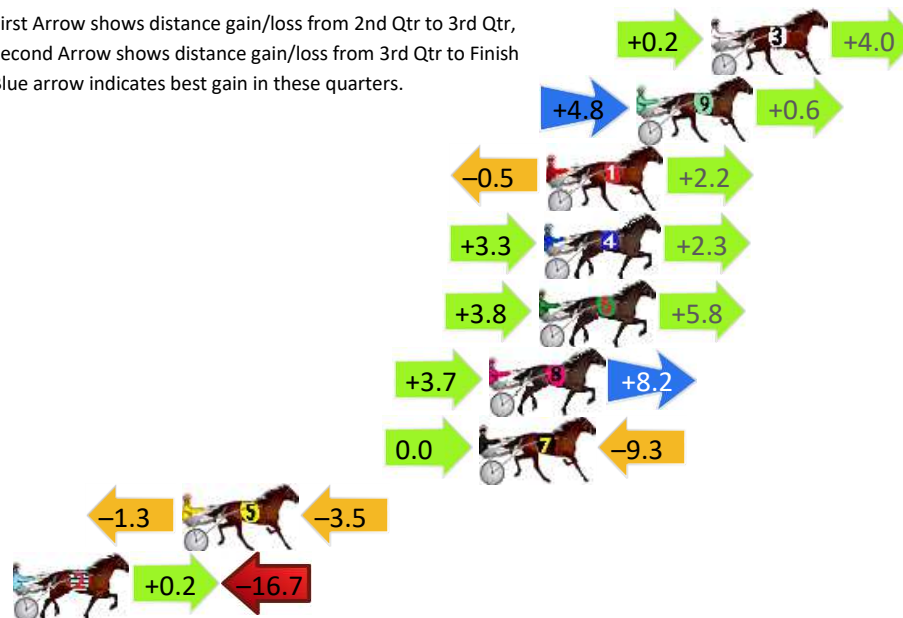
Gross Time: 1:54.30 MileRate: 1:54.30 LeadTime: 0.00s First Qtr: 27.60s Second Qtr: 30.30s Third Qtr: 29.00s Fourth Qtr: 27.50s

DATA TABLE: 800 / 400 Posi's are position from leader and (how wide the horse was at that position)

No	Horse	Plc	Mar	800 Posi	400 Posi	Time	3rd Qtr	4th Qt
3	Zenxena	1	0.0m	4.2m (0)	4.0m (0)	1:54.30	28.98s	27.22s
9	Lets Turn It On	2	3.0m	8.4m (1)	3.6m (1)	1:54.52	28.65s	27.46s
1	Rio De Janeiro Blue	3	6.6m	8.3m (0)	8.8m (1)	1:54.78	29.01s	27.36s
4	Cash And Bling	4	6.7m	12.3m (1)	9.0m (2)	1:54.78	28.74s	27.36s
6	Lochiel	5	6.9m	16.5m (1)	12.7m (2)	1:54.80	28.70s	27.11s
8	Nothingbutwaves	6	8.9m	20.8m (0)	17.1m (3)	1:54.94	28.70s	26.94s
7	Harrys Deal	7	9.3m	0.0m (0)	0.0m (0)	1:54.97	29.00s	28.17s
5	Lennys Angel	8	21.2m	16.4m (0)	17.7m (0)	1:55.83	29.06s	27.79s
2	Son Of The Shark	9	28.7m	12.2m (0)	12.0m (0)	1:56.38	28.96s	28.74s

Finish Position and metres gained

First Arrow shows distance gain/loss from 2nd Qtr to 3rd Qtr,
Second Arrow shows distance gain/loss from 3rd Qtr to Finish
Blue arrow indicates best gain in these quarters.



800

Visual positions in race at 2nd Quarter



400

Visual positions in race at 3rd Quarter



Powered by



Harness Analyser

Sectional Analysis Software

Not just form | Free Trial

www.facebook.com/PJHarnessRacing



RISE Digital, Harness Racing Australia nor the provider accepts any responsibility for the completeness or accuracy of any of the information contained herein, and makes no representations about its suitability for any particular purpose. Users should make their own judgements about those matters and/or seek independent advice. You assume all risks associated with use of data provided on this page

Menangle Race 7 Distance 1609m

Tuesday, 27 May 2025

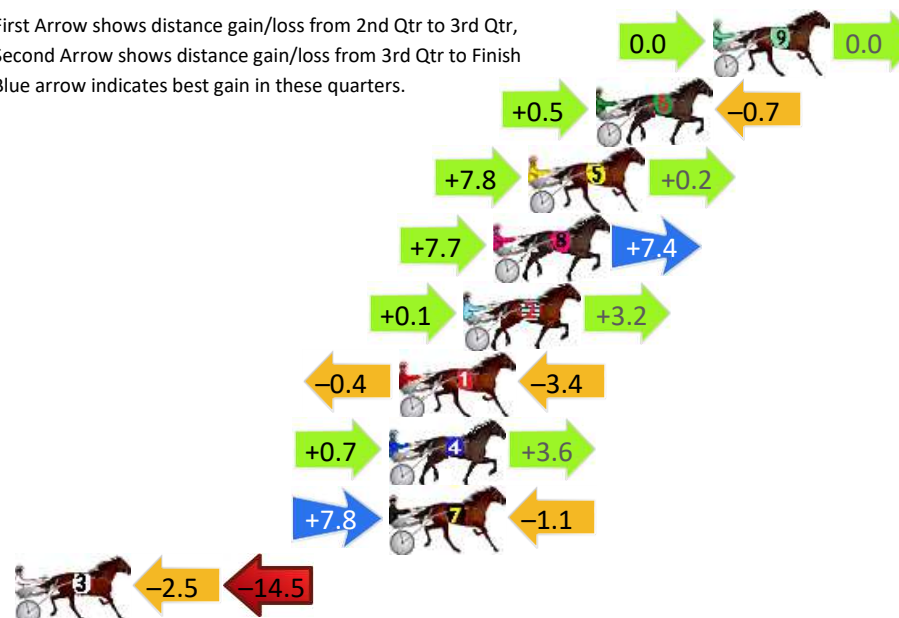
Gross Time: 1:53.40 MileRate: 1:53.40 LeadTime: 0.00s First Qtr: 26.80s Second Qtr: 30.30s Third Qtr: 28.40s Fourth Qtr: 27.90s

DATA TABLE: 800 / 400 Posi's are position from leader and (how wide the horse was at that position)

No	Horse	Plc	Mar	800 Posi	400 Posi	Time	3rd Qtr	4th Qt
9	Double Act	1	0.0m	0.0m (0)	0.0m (0)	1:53.40	28.40s	27.90s
6	Give Me A Minute	2	4.7m	4.5m (0)	4.0m (0)	1:53.74	28.36s	27.96s
5	Lamandier	3	7.4m	15.4m (1)	7.6m (1)	1:53.94	27.85s	27.91s
8	Promising	4	8.8m	23.9m (1)	16.2m (1)	1:54.05	27.85s	27.41s
2	Captain Blood	5	10.0m	13.3m (0)	13.2m (0)	1:54.13	28.38s	27.71s
1	Power Up	6	12.6m	8.8m (0)	9.2m (0)	1:54.32	28.42s	28.18s
4	Our Uncle Jim	7	13.0m	17.3m (0)	16.6m (0)	1:54.35	28.34s	27.69s
7	Scared Stiff	7	13.0m	19.7m (1)	11.9m (1)	1:54.35	27.85s	28.02s
3	Dougs Flame	9	39.1m	22.1m (0)	24.6m (0)	1:56.27	28.56s	29.05s

Finish Position and metres gained

First Arrow shows distance gain/loss from 2nd Qtr to 3rd Qtr,
Second Arrow shows distance gain/loss from 3rd Qtr to Finish
Blue arrow indicates best gain in these quarters.



Visual positions in race at 2nd Quarter



Visual positions in race at 3rd Quarter

Menangle Race 8 Distance 1609m

Tuesday, 27 May 2025

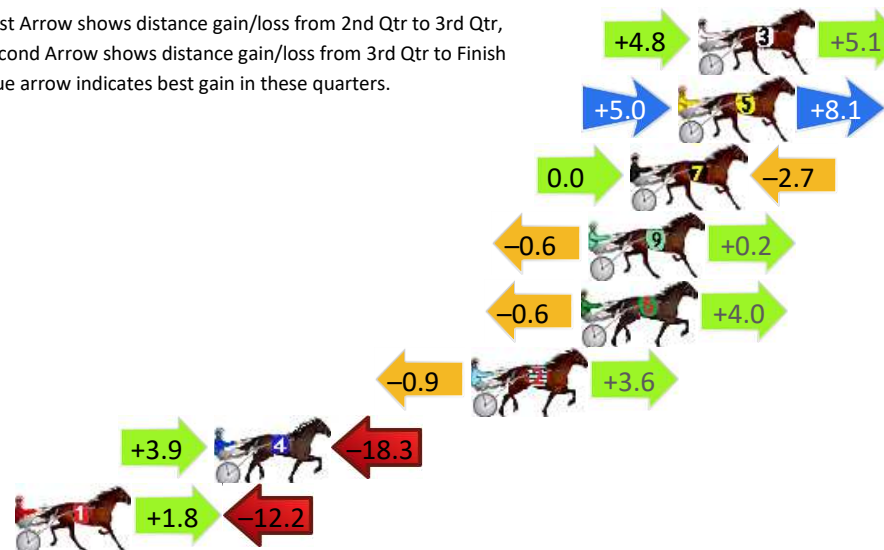
Gross Time: 1:52.30 MileRate: 1:52.30 LeadTime: 0.00s First Qtr: 26.90s Second Qtr: 29.70s Third Qtr: 28.00s Fourth Qtr: 27.70s

DATA TABLE: 800 / 400 Posi's are position from leader and (how wide the horse was at that position)

No	Horse	Plc	Mar	800 Posi	400 Posi	Time	3rd Qtr	4th Qt
3	Roclea Image	1	0.0m	9.9m (1)	5.1m (1)	1:52.30	27.67s	27.35s
5	Romanee	2	0.8m	13.9m (1)	8.9m (1)	1:52.36	27.65s	27.14s
7	Our Vincent Can Gogh	3	2.7m	0.0m (0)	0.0m (0)	1:52.50	28.00s	27.90s
9	Montalbano	4	4.4m	4.0m (0)	4.6m (0)	1:52.62	28.04s	27.70s
6	Van Basten	5	4.7m	8.1m (0)	8.7m (0)	1:52.64	28.04s	27.44s
2	Caulonia Courage	6	9.1m	11.8m (0)	12.7m (0)	1:52.96	28.06s	27.48s
4	Mick Danger	7	19.4m	5.0m (1)	1.1m (1)	1:53.71	27.73s	29.04s
1	Hes A Meister	8	27.4m	17.0m (0)	15.2m (1)	1:54.30	27.87s	28.64s

Finish Position and metres gained

First Arrow shows distance gain/loss from 2nd Qtr to 3rd Qtr, Second Arrow shows distance gain/loss from 3rd Qtr to Finish Blue arrow indicates best gain in these quarters.



800

Visual positions in race at 2nd Quarter



400

Visual positions in race at 3rd Quarter



Powered by



Harness Analyser

Sectional Analysis Software

Not just form | Free Trial

www.facebook.com/PJHarnessRacing



RISE Digital, Harness Racing Australia nor the provider accepts any responsibility for the completeness or accuracy of any of the information contained herein, and makes no representations about its suitability for any particular purpose. Users should make their own judgements about those matters and/or seek independent advice. You assume all risks associated with use of data provided on this page