

# Bathurst Race 1 Distance 1730m

Wednesday, 28 May 2025

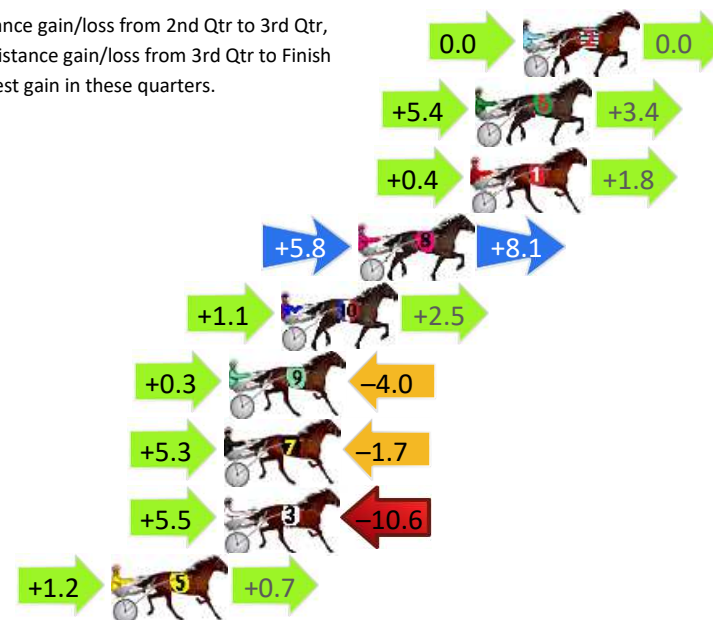
Gross Time: 2:07.50 MileRate: 1:58.60 LeadTime: 8.10s First Qtr: 29.60s Second Qtr: 31.70s Third Qtr: 29.70s Fourth Qtr: 28.40s

DATA TABLE: 800 / 400 Posi's are position from leader and (how wide the horse was at that position)

No	Horse	Plc	Mar	800 Posi	400 Posi	Time	3rd Qtr	4th Qt
2	Sweet Nate	1	0.0m	0.0m (0)	0.0m (0)	2:07.50	29.70s	28.40s
6	Tulhurst Partygirl	2	1.9m	10.7m (1)	5.3m (1)	2:07.64	29.29s	28.16s
1	Mother Was A Mudda	3	2.1m	4.3m (0)	3.9m (0)	2:07.66	29.66s	28.28s
8	Lucky Punt	4	6.6m	20.5m (1)	14.7m (1)	2:07.99	29.25s	27.83s
10	Bellaganoosh	5	9.7m	13.3m (0)	12.2m (0)	2:08.22	29.60s	28.24s
9	Something For Lexy	6	11.8m	8.1m (0)	7.8m (0)	2:08.38	29.66s	28.72s
7	Puppeteer	7	12.0m	15.6m (1)	10.3m (1)	2:08.40	29.29s	28.56s
3	Ratatattat	8	12.0m	6.9m (1)	1.4m (1)	2:08.40	29.29s	29.20s
5	Im Lord Tommy	9	16.5m	18.4m (0)	17.2m (0)	2:08.73	29.58s	28.39s

## Finish Position and metres gained

First Arrow shows distance gain/loss from 2nd Qtr to 3rd Qtr,  
Second Arrow shows distance gain/loss from 3rd Qtr to Finish  
Blue arrow indicates best gain in these quarters.



800

Visual positions in race at 2nd Quarter



400

Visual positions in race at 3rd Quarter



Powered by



Harness Analyser

Sectional Analysis Software

Not just form | Free Trial

[www.facebook.com/PJHarnessRacing](http://www.facebook.com/PJHarnessRacing)



RISE Digital, Harness Racing Australia nor the provider accepts any responsibility for the completeness or accuracy of any of the information contained herein, and makes no representations about its suitability for any particular purpose. Users should make their own judgements about those matters and/or seek independent advice. You assume all risks associated with use of data provided on this page

# Bathurst Race 2 Distance 2260m

Wednesday, 28 May 2025


Gross Time: 2:47.10 MileRate: 1:59.00 LeadTime: 48.30s First Qtr: 31.40s Second Qtr: 29.70s Third Qtr: 28.40s Fourth Qtr: 29.30s

DATA TABLE: 800 / 400 Posi's are position from leader and (how wide the horse was at that position)

NoHorse	Plc	Mar	800 Posi	400 Posi	Time	3rd Qtr	4th Qt
6 Excess Vitality	1	0.0m	0.0m (0)	0.0m (0)	2:47.10	28.40s	29.30s
1 The Rogue I Am	2	5.3m	9.1m (0)	9.2m (0)	2:47.51	28.42s	29.05s
4 Hooked On Winning	3	6.5m	14.9m (1)	10.0m (2)	2:47.60	28.07s	29.08s
3 Tintins Treasure	4	8.0m	4.5m (0)	5.0m (0)	2:47.71	28.44s	29.55s
9 Flash Azarat	5	10.7m	13.3m (0)	13.1m (0)	2:47.92	28.40s	29.18s
8 Nosaer	6	14.4m	18.8m (1)	15.1m (2)	2:48.21	28.15s	29.33s
5 Reason To Party	7	15.3m	6.4m (1)	4.2m (1)	2:48.28	28.25s	30.18s
7 Fifty Three Stars	8	16.1m	22.1m (0)	23.2m (1)	2:48.34	28.50s	28.88s
10 Zachary Shannon	9	19.5m	17.3m (0)	17.6m (1)	2:48.60	28.44s	29.54s
2 Uncle Sporty	10	20.5m	10.6m (1)	8.7m (1)	2:48.68	28.27s	30.26s

## Finish Position and metres gained

First Arrow shows distance gain/loss from 2nd Qtr to 3rd Qtr,  
Second Arrow shows distance gain/loss from 3rd Qtr to Finish  
Blue arrow indicates best gain in these quarters.



Visual positions in race at 2nd Quarter

800



Visual positions in race at 3rd Quarter

400



Powered by



Harness Analyser

Sectional Analysis Software

Not just form | Free Trial

[www.facebook.com/PJHarnessRacing](http://www.facebook.com/PJHarnessRacing)



RISE Digital, Harness Racing Australia nor the provider accepts any responsibility for the completeness or accuracy of any of the information contained herein, and makes no representations about its suitability for any particular purpose. Users should make their own judgements about those matters and/or seek independent advice. You assume all risks associated with use of data provided on this page

# Bathurst Race 3 Distance 1730m

Wednesday, 28 May 2025

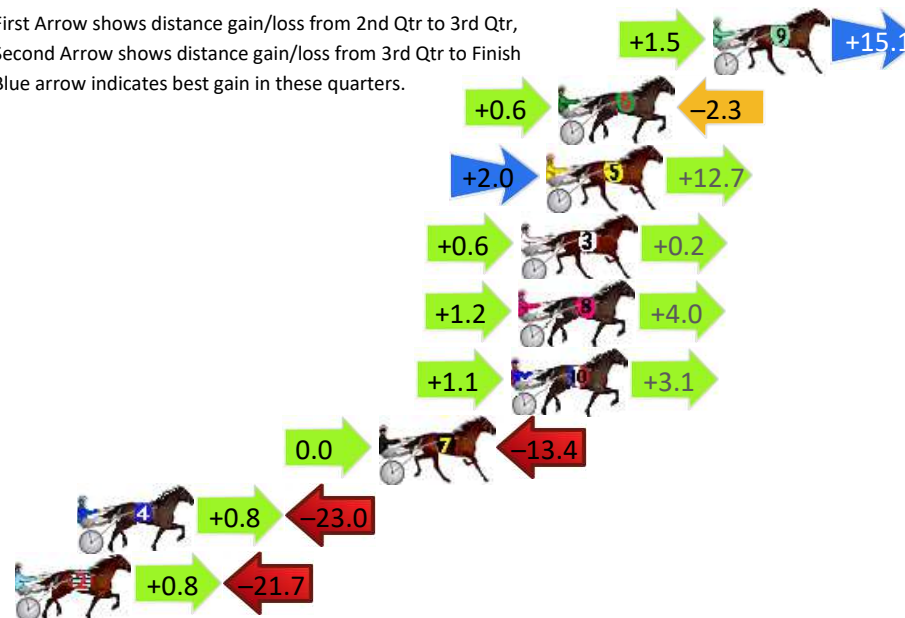
Gross Time: 2:04.10 MileRate: 1:55.50 LeadTime: 8.00s First Qtr: 28.50s Second Qtr: 30.20s Third Qtr: 28.40s Fourth Qtr: 29.00s

DATA TABLE: 800 / 400 Posi's are position from leader and (how wide the horse was at that position)

No	Horse	Plc	Mar	800 Posi	400 Posi	Time	3rd Qtr	4th Qt
9	Mighty Flying Art	1	0.0m	16.6m (1)	15.1m (2)	2:04.10	28.31s	27.92s
6	R K Finn	2	6.2m	4.5m (0)	3.9m (0)	2:04.57	28.36s	29.19s
5	Intrusion	3	6.7m	21.4m (1)	19.4m (1)	2:04.61	28.27s	28.13s
3	Uncle Tony	4	7.7m	8.5m (0)	7.9m (0)	2:04.69	28.36s	29.03s
8	Sharper Memory	5	7.8m	13.0m (0)	11.8m (0)	2:04.69	28.32s	28.75s
10	Alwaysbmypony	6	8.1m	12.3m (1)	11.2m (2)	2:04.72	28.33s	28.82s
7	Tenminutes	7	13.4m	0.0m (0)	0.0m (0)	2:05.12	28.40s	30.02s
4	Meraki	8	25.5m	3.3m (1)	2.5m (1)	2:06.04	28.35s	30.76s
2	Chelseas Girl	9	28.7m	7.8m (1)	7.0m (1)	2:06.28	28.35s	30.68s

## Finish Position and metres gained

First Arrow shows distance gain/loss from 2nd Qtr to 3rd Qtr,  
Second Arrow shows distance gain/loss from 3rd Qtr to Finish  
Blue arrow indicates best gain in these quarters.



800

Visual positions in race at 2nd Quarter



400

Visual positions in race at 3rd Quarter



Powered by



Harness Analyser

Sectional Analysis Software

Not just form | Free Trial

[www.facebook.com/PJHarnessRacing](http://www.facebook.com/PJHarnessRacing)



RISE Digital, Harness Racing Australia nor the provider accepts any responsibility for the completeness or accuracy of any of the information contained herein, and makes no representations about its suitability for any particular purpose. Users should make their own judgements about those matters and/or seek independent advice. You assume all risks associated with use of data provided on this page

# Bathurst Race 4 Distance 2260m

Wednesday, 28 May 2025

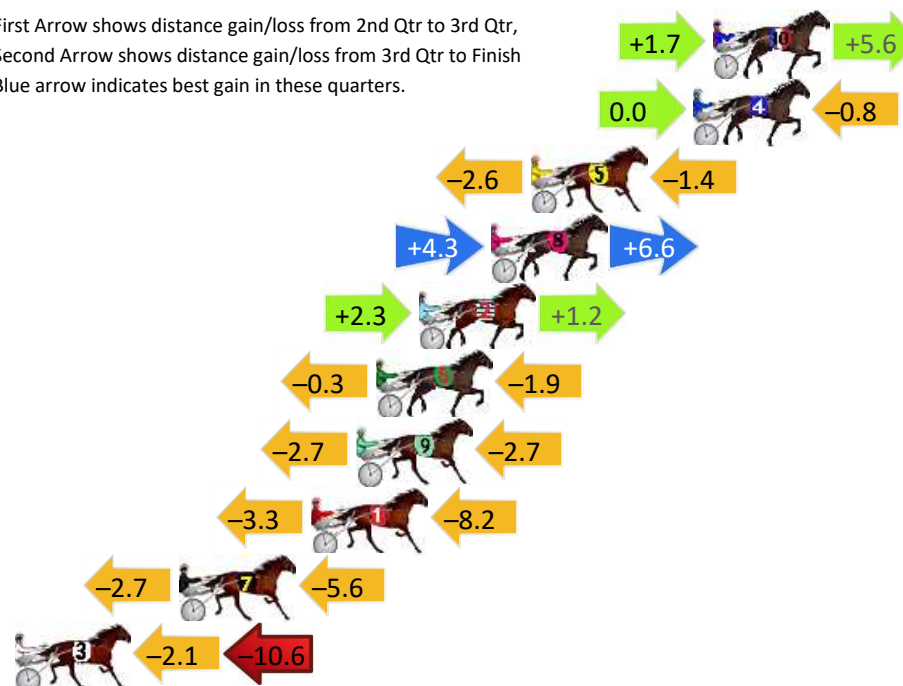
Gross Time: 2:45.60 MileRate: 1:57.90 LeadTime: 48.10s First Qtr: 29.80s Second Qtr: 30.60s Third Qtr: 28.20s Fourth Qtr: 28.90s

DATA TABLE: 800 / 400 Posi's are position from leader and (how wide the horse was at that position)

NoHorse	Plc	Mar	800 Posi	400 Posi	Time	3rd Qtr	4th Qt
10 No Luck	1	0.0m	7.3m (1)	5.6m (2)	2:45.60	28.09s	28.50s
4 Beachride	2	0.8m	0.0m (0)	0.0m (0)	2:45.66	28.20s	28.96s
5 Pops Legacy	3	7.3m	3.3m (1)	5.9m (1)	2:46.15	28.39s	29.03s
8 Happy Reg	4	8.9m	19.8m (1)	15.5m (1)	2:46.28	27.91s	28.48s
2 Vamos	5	11.8m	15.3m (1)	13.0m (2)	2:46.49	28.05s	28.87s
6 Im Desirable	6	13.5m	11.3m (1)	11.6m (1)	2:46.62	28.23s	29.10s
9 Barry Limbo	7	14.3m	8.9m (0)	11.6m (0)	2:46.68	28.40s	29.16s
1 The Ex Horseist	8	16.1m	4.6m (0)	7.9m (0)	2:46.82	28.44s	29.56s
7 Studleigh Melise	9	21.4m	13.1m (0)	15.8m (0)	2:47.22	28.40s	29.40s
3 Drive To The Beach	10	31.5m	18.8m (0)	20.9m (0)	2:47.99	28.36s	29.81s

## Finish Position and metres gained

First Arrow shows distance gain/loss from 2nd Qtr to 3rd Qtr,  
Second Arrow shows distance gain/loss from 3rd Qtr to Finish  
Blue arrow indicates best gain in these quarters.



800

Visual positions in race at 2nd Quarter



400

Visual positions in race at 3rd Quarter



Powered by



Harness Analyser

Sectional Analysis Software

Not just form | Free Trial

[www.facebook.com/PJHarnessRacing](http://www.facebook.com/PJHarnessRacing)



RISE Digital, Harness Racing Australia nor the provider accepts any responsibility for the completeness or accuracy of any of the information contained herein, and makes no representations about its suitability for any particular purpose. Users should make their own judgements about those matters and/or seek independent advice. You assume all risks associated with use of data provided on this page



# Bathurst Race 5 Distance 1730m

Wednesday, 28 May 2025




Gross Time: 2:06.30 MileRate: 1:57.50 LeadTime: 8.10s First Qtr: 29.50s Second Qtr: 31.70s Third Qtr: 29.10s Fourth Qtr: 27.90s

DATA TABLE: 800 / 400 Posi's are position from leader and (how wide the horse was at that position)

No	Horse	Plc	Mar	800 Posi	400 Posi	Time	3rd Qtr	4th Qt
5	Bushy Beach	1	0.0m	0.0m (0)	0.0m (0)	2:06.30	29.10s	27.90s
7	Pas De Cheval	2	0.1m	15.9m (1)	12.4m (2)	2:06.31	28.83s	27.03s
9	Windy Hill Tara	3	1.4m	8.3m (0)	7.9m (0)	2:06.40	29.06s	27.44s
2	Ideal Timing	4	1.6m	7.9m (1)	4.8m (1)	2:06.42	28.87s	27.68s
1	Hes Chiming	5	4.4m	4.2m (0)	4.0m (0)	2:06.62	29.08s	27.94s
8	Saint Emilion	6	6.8m	20.3m (1)	16.1m (1)	2:06.80	28.77s	27.26s
6	Bettor Keppel	7	10.1m	3.7m (1)	0.6m (1)	2:07.04	28.87s	28.60s
10	Saint Veran	8	10.3m	12.7m (0)	12.4m (0)	2:07.06	29.06s	27.78s
4	Kadar	9	10.9m	12.0m (1)	8.8m (1)	2:07.10	28.85s	28.08s
3	Eric The Kicker	10	13.6m	17.7m (0)	16.9m (0)	2:07.30	29.02s	27.70s

## Finish Position and metres gained

First Arrow shows distance gain/loss from 2nd Qtr to 3rd Qtr,  
Second Arrow shows distance gain/loss from 3rd Qtr to Finish  
Blue arrow indicates best gain in these quarters.



# Bathurst Race 6 Distance 1730m

Wednesday, 28 May 2025


Gross Time: 2:07.50 MileRate: 1:58.60 LeadTime: 8.10s First Qtr: 28.20s Second Qtr: 31.70s Third Qtr: 29.20s Fourth Qtr: 30.30s

DATA TABLE: 800 / 400 Posi's are position from leader and (how wide the horse was at that position)

No	Horse	Plc	Mar	800 Posi	400 Posi	Time	3rd Qtr	4th Qt
7	The Dancer	1	0.0m	14.3m (0)	12.7m (0)	2:07.50	29.10s	29.36s
8	Western Bill	2	6.6m	19.2m (1)	16.2m (2)	2:08.02	29.01s	29.62s
10	Rockindownunder	3	6.7m	10.3m (1)	10.3m (2)	2:08.03	29.21s	30.07s
2	Tulhurst Timmy	4	10.7m	4.4m (0)	3.8m (0)	2:08.35	29.16s	30.87s
3	Nevertoolate	5	11.6m	6.5m (1)	6.8m (1)	2:08.42	29.23s	30.72s
4	Shez A Warrior	6	15.4m	24.7m (1)	21.1m (2)	2:08.72	28.97s	29.96s
1	Hazza Is Watching	7	19.6m	2.1m (1)	1.4m (1)	2:09.05	29.15s	31.75s
9	Alta Downs	8	20.3m	9.4m (0)	8.7m (0)	2:09.11	29.16s	31.27s
5	Rose Of Juliana	9	20.9m	14.7m (1)	14.3m (1)	2:09.16	29.19s	30.90s
6	Ideal Denny	10	26.4m	0.0m (0)	0.0m (0)	2:09.59	29.20s	32.39s

## Finish Position and metres gained

First Arrow shows distance gain/loss from 2nd Qtr to 3rd Qtr,  
Second Arrow shows distance gain/loss from 3rd Qtr to Finish  
Blue arrow indicates best gain in these quarters.



800

Visual positions in race at 2nd Quarter



400

Visual positions in race at 3rd Quarter

# Bathurst Race 7 Distance 1730m

Wednesday, 28 May 2025




Gross Time: 2:06.60 MileRate: 1:57.80 LeadTime: 8.10s First Qtr: 29.30s Second Qtr: 29.70s Third Qtr: 29.40s Fourth Qtr: 30.10s

DATA TABLE: 800 / 400 Posi's are position from leader and (how wide the horse was at that position)

No	Horse	Plc	Mar	800 Posi	400 Posi	Time	3rd Qtr	4th Qt
7	A True Love	1	0.0m	9.5m (1)	5.7m (1)	2:06.60	29.13s	29.68s
10	Grace Shannon	2	1.4m	13.6m (1)	9.7m (2)	2:06.71	29.13s	29.49s
3	Live Vance	3	1.7m	4.9m (0)	4.9m (0)	2:06.73	29.40s	29.87s
5	Lexys On Song	4	10.6m	5.1m (1)	1.9m (1)	2:07.44	29.17s	30.80s
6	Ultimate Cookie	5	11.5m	17.9m (1)	12.2m (1)	2:07.51	28.99s	30.11s
9	Might And Victory	6	12.6m	0.0m (0)	0.0m (0)	2:07.59	29.40s	31.09s
2	Fake Mint	7	15.4m	9.6m (0)	11.4m (0)	2:07.81	29.54s	30.47s
1	Moves Like Miki	8	19.1m	17.5m (0)	16.2m (0)	2:08.11	29.32s	30.41s
8	Major Ark	9	120.9m	67.6m (0)	80.6m (0)	2:16.13	30.42s	33.67s

## Finish Position and metres gained

First Arrow shows distance gain/loss from 2nd Qtr to 3rd Qtr,  
Second Arrow shows distance gain/loss from 3rd Qtr to Finish  
Blue arrow indicates best gain in these quarters.



# Bathurst Race 8 Distance 1730m

Wednesday, 28 May 2025



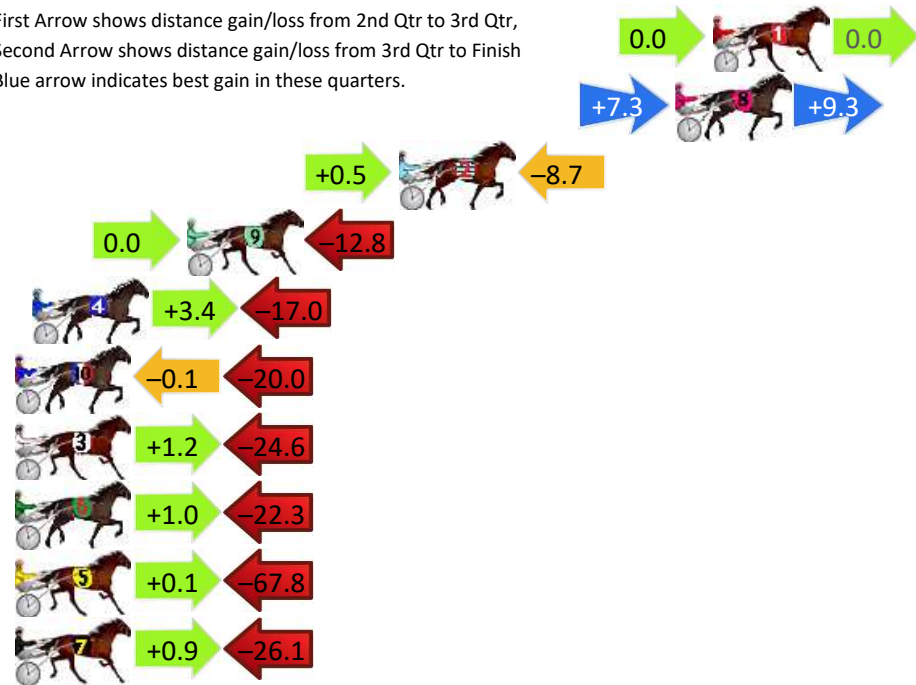
Gross Time: 2:06.30 MileRate: 1:57.50 LeadTime: 8.20s First Qtr: 29.40s Second Qtr: 30.70s Third Qtr: 29.10s Fourth Qtr: 28.90s

DATA TABLE: 800 / 400 Posi's are position from leader and (how wide the horse was at that position)

No	Horse	Plc	Mar	800 Posi	400 Posi	Time	3rd Qtr	4th Qt
1	Fozz	1	0.0m	0.0m (0)	0.0m (0)	2:06.30	29.10s	28.90s
8	Our Big Bee	2	1.5m	18.1m (1)	10.8m (3)	2:06.41	28.57s	28.23s
2	Violet Jay	3	12.6m	4.4m (0)	3.9m (0)	2:07.26	29.06s	29.58s
9	Secret Reason	4	21.1m	8.3m (0)	8.3m (0)	2:07.90	29.10s	29.90s
4	Calm Reason	5	27.3m	13.7m (1)	10.3m (1)	2:08.37	28.85s	30.23s
10	The Heats On Lexy	6	32.8m	12.7m (0)	12.8m (0)	2:08.79	29.10s	30.47s
3	Dixie Shannon	7	32.9m	9.5m (1)	8.3m (2)	2:08.80	29.01s	30.80s
6	Chasin You	8	38.7m	17.4m (0)	16.4m (1)	2:09.24	29.02s	30.66s
5	Grant For Lexy	9	72.5m	4.8m (1)	4.7m (1)	2:11.80	29.09s	34.06s
7	Our Last Grin	10	74.4m	49.2m (0)	48.3m (0)	2:11.94	29.02s	31.06s

## Finish Position and metres gained

First Arrow shows distance gain/loss from 2nd Qtr to 3rd Qtr,  
Second Arrow shows distance gain/loss from 3rd Qtr to Finish  
Blue arrow indicates best gain in these quarters.



Powered by  
**PJ** Harness Analyser

Sectional Analysis Software  
Not just form | Free Trial

[www.facebook.com/PJHarnessRacing](http://www.facebook.com/PJHarnessRacing)



RISE Digital, Harness Racing Australia nor the provider accepts any responsibility for the completeness or accuracy of any of the information contained herein, and makes no representations about its suitability for any particular purpose. Users should make their own judgements about those matters and/or seek independent advice. You assume all risks associated with use of data provided on this page