

# Menangle Race 1 Distance 1609m

Tuesday, 10 June 2025

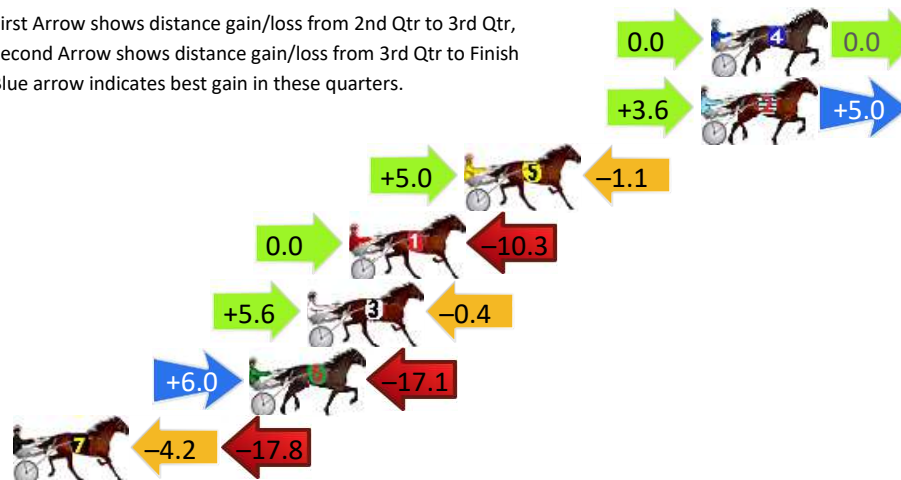
Gross Time: 2:00.90 MileRate: 2:00.90 LeadTime: 0.00s First Qtr: 29.00s Second Qtr: 33.40s Third Qtr: 30.00s Fourth Qtr: 28.50s

DATA TABLE: 800 / 400 Posi's are position from leader and (how wide the horse was at that position)

| NoHorse            | Plc | Mar   | 800 Posi  | 400 Posi  | Time    | 3rd Qtr | 4th Qt |
|--------------------|-----|-------|-----------|-----------|---------|---------|--------|
| 4 Gladiatrix       | 1   | 0.0m  | 0.0m (0)  | 0.0m (0)  | 2:00.90 | 30.00s  | 28.50s |
| 2 Cee Cee In Paris | 2   | 0.4m  | 9.0m (0)  | 5.4m (1)  | 2:00.93 | 29.73s  | 28.15s |
| 5 Superior Stride  | 3   | 9.9m  | 13.8m (0) | 8.8m (0)  | 2:01.64 | 29.64s  | 28.58s |
| 1 Cartacalha       | 4   | 14.5m | 4.2m (0)  | 4.2m (0)  | 2:01.99 | 30.02s  | 29.23s |
| 3 Aldebaran Tucker | 5   | 16.2m | 21.4m (0) | 15.8m (0) | 2:02.11 | 29.59s  | 28.53s |
| 6 Acacia Stride    | 6   | 18.5m | 7.4m (1)  | 1.4m (1)  | 2:02.28 | 29.60s  | 29.71s |
| 7 Im Dreaming      | 7   | 39.0m | 17.0m (1) | 21.2m (1) | 2:03.82 | 30.34s  | 29.76s |


## Finish Position and metres gained

First Arrow shows distance gain/loss from 2nd Qtr to 3rd Qtr,  
Second Arrow shows distance gain/loss from 3rd Qtr to Finish  
Blue arrow indicates best gain in these quarters.



800

Visual positions in race at 2nd Quarter



400

Visual positions in race at 3rd Quarter

# Menangle Race 2 Distance 2300m

Tuesday, 10 June 2025



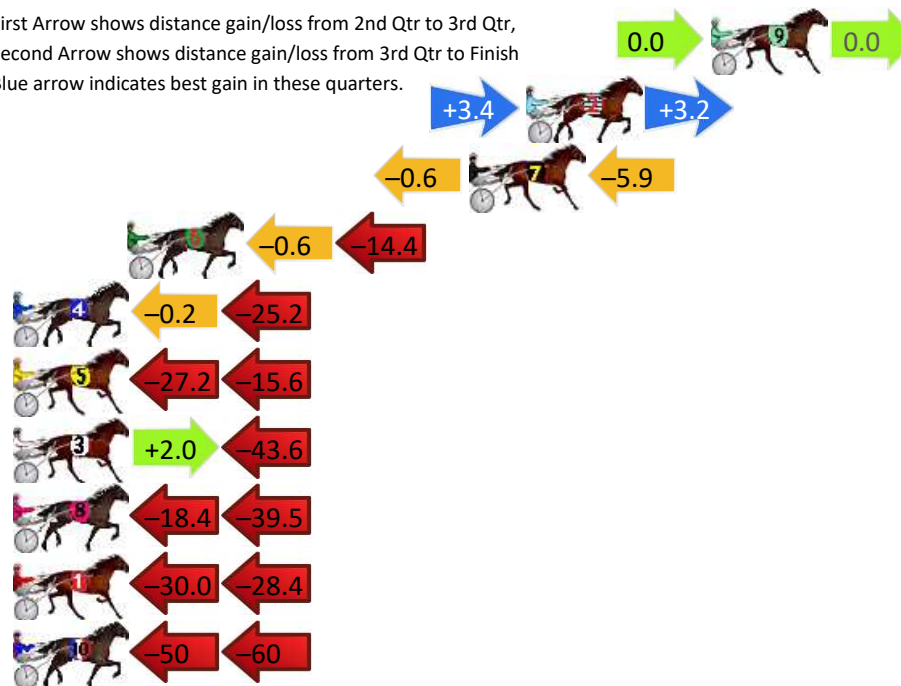
Gross Time: 2:53.40 MileRate: 2:01.30 LeadTime: 53.10s First Qtr: 31.70s Second Qtr: 31.00s Third Qtr: 29.30s Fourth Qtr: 28.30s

DATA TABLE: 800 / 400 Posi's are position from leader and (how wide the horse was at that position)

| No | Horse             | Plc | Mar    | 800 Posi   | 400 Posi   | Time    | 3rd Qtr | 4th Qt |
|----|-------------------|-----|--------|------------|------------|---------|---------|--------|
| 9  | Valley Star       | 1   | 0.0m   | 0.0m (0)   | 0.0m (0)   | 2:53.40 | 29.30s  | 28.30s |
| 2  | Ivanka            | 2   | 7.4m   | 14.0m (0)  | 10.6m (1)  | 2:53.95 | 29.05s  | 28.07s |
| 7  | Itz Trixton Time  | 3   | 9.7m   | 3.2m (1)   | 3.8m (1)   | 2:54.12 | 29.35s  | 28.72s |
| 6  | Onawingandaprayer | 4   | 23.4m  | 8.4m (0)   | 9.0m (0)   | 2:55.14 | 29.36s  | 29.31s |
| 4  | Cee Are Seven     | 5   | 29.6m  | 4.2m (0)   | 4.4m (0)   | 2:55.60 | 29.35s  | 30.07s |
| 5  | Ellowen           | 6   | 55.2m  | 12.4m (1)  | 39.6m (0)  | 2:57.50 | 31.27s  | 29.40s |
| 3  | Phoebe Majestic   | 7   | 59.8m  | 18.2m (0)  | 16.2m (0)  | 2:57.85 | 29.21s  | 31.37s |
| 8  | One Pinevale Hill | 8   | 65.5m  | 7.6m (1)   | 26.0m (1)  | 2:58.27 | 30.67s  | 31.08s |
| 1  | He Is Heartthrob  | 9   | 178.4m | 120.0m (0) | 150.0m (0) | 3:06.66 | 31.48s  | 30.30s |
| 10 | Military Merit    | 10  | 309.9m | 200.0m (0) | 250.0m (0) | 3:16.44 | 32.95s  | 32.51s |

## Finish Position and metres gained

First Arrow shows distance gain/loss from 2nd Qtr to 3rd Qtr,  
Second Arrow shows distance gain/loss from 3rd Qtr to Finish  
Blue arrow indicates best gain in these quarters.



# Menangle Race 3 Distance 2300m

Tuesday, 10 June 2025



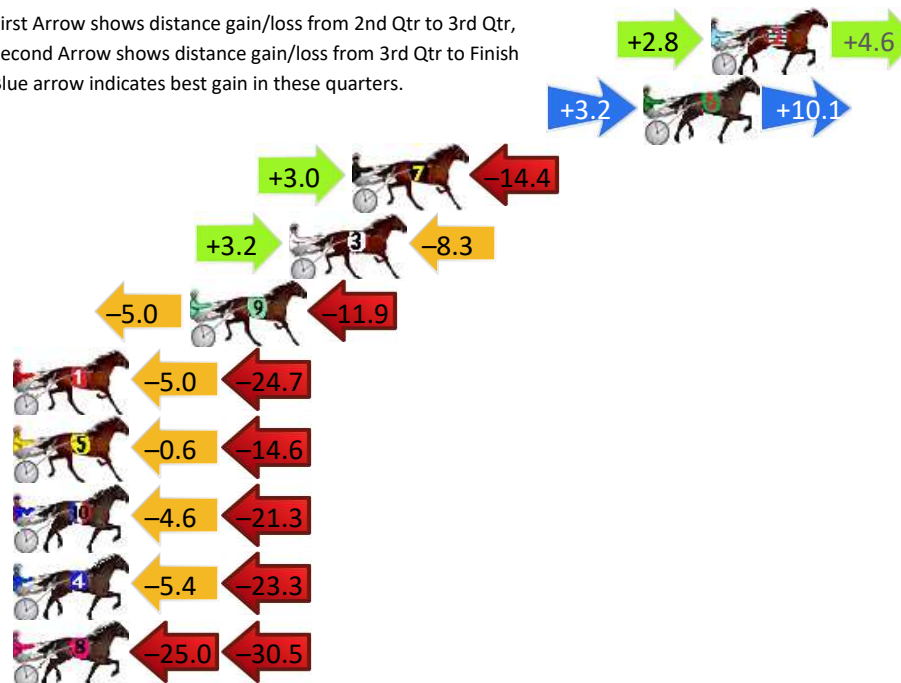
Gross Time: 2:51.60 MileRate: 2:00.00 LeadTime: 50.50s First Qtr: 31.40s Second Qtr: 31.60s Third Qtr: 29.60s Fourth Qtr: 28.50s

DATA TABLE: 800 / 400 Posi's are position from leader and (how wide the horse was at that position)

| No | Horse              | Plc | Mar    | 800 Posi   | 400 Posi   | Time    | 3rd Qtr | 4th Qt |
|----|--------------------|-----|--------|------------|------------|---------|---------|--------|
| 2  | Oh Nova Love       | 1   | 0.0m   | 7.4m (1)   | 4.6m (1)   | 2:51.60 | 29.39s  | 28.17s |
| 6  | Affaire De Cover   | 2   | 2.7m   | 16.0m (1)  | 12.8m (2)  | 2:51.80 | 29.36s  | 27.78s |
| 7  | Aldebaran Jensen   | 3   | 14.4m  | 3.0m (1)   | 0.0m (0)   | 2:52.68 | 29.40s  | 29.52s |
| 3  | Prohibited Love    | 4   | 16.9m  | 11.8m (1)  | 8.6m (1)   | 2:52.86 | 29.38s  | 29.09s |
| 9  | We Can Have It All | 5   | 20.9m  | 4.0m (0)   | 9.0m (0)   | 2:53.16 | 29.98s  | 29.34s |
| 1  | Ewing              | 6   | 29.7m  | 0.0m (0)   | 5.0m (0)   | 2:53.82 | 29.99s  | 30.25s |
| 5  | Hes A Hammer       | 7   | 33.0m  | 17.8m (0)  | 18.4m (2)  | 2:54.07 | 29.66s  | 29.53s |
| 10 | Andover Sun        | 8   | 34.5m  | 8.6m (0)   | 13.2m (1)  | 2:54.18 | 29.96s  | 30.01s |
| 4  | Chief Runningcloud | 9   | 41.9m  | 13.2m (0)  | 18.6m (1)  | 2:54.74 | 30.02s  | 30.15s |
| 8  | Last Clansman      | 10  | 165.5m | 110.0m (0) | 135.0m (0) | 3:03.99 | 31.45s  | 30.66s |

## Finish Position and metres gained

First Arrow shows distance gain/loss from 2nd Qtr to 3rd Qtr,  
Second Arrow shows distance gain/loss from 3rd Qtr to Finish  
Blue arrow indicates best gain in these quarters.



# Menangle Race 4 Distance 1609m

Tuesday, 10 June 2025

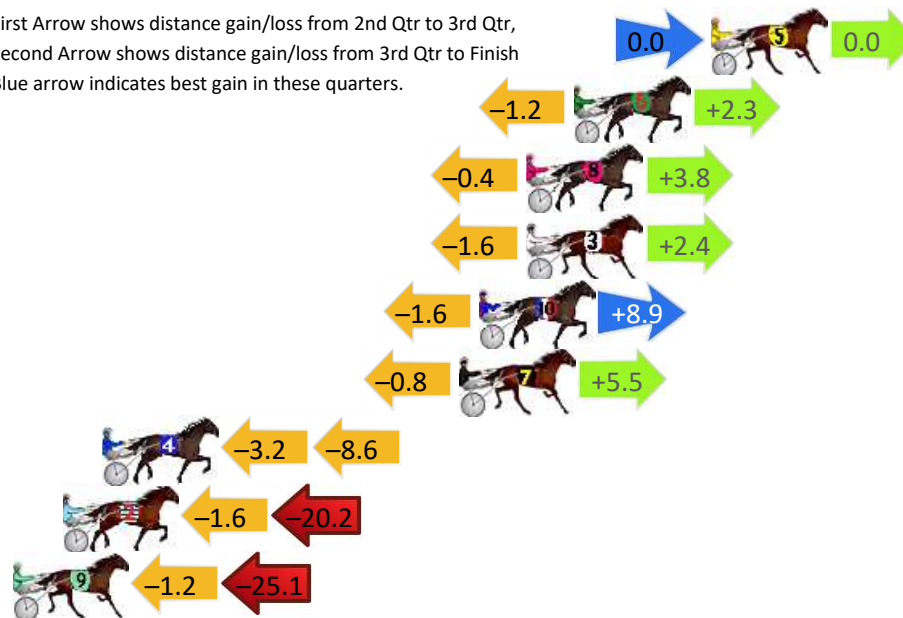
Gross Time: 1:55.30 MileRate: 1:55.30 LeadTime: 0.00s First Qtr: 28.10s Second Qtr: 30.40s Third Qtr: 29.10s Fourth Qtr: 27.70s

DATA TABLE: 800 / 400 Posi's are position from leader and (how wide the horse was at that position)

| No | Horse              | Plc | Mar   | 800 Posi  | 400 Posi  | Time    | 3rd Qtr | 4th Qt |
|----|--------------------|-----|-------|-----------|-----------|---------|---------|--------|
| 5  | Follow The Money   | 1   | 0.0m  | 0.0m (0)  | 0.0m (0)  | 1:55.30 | 29.10s  | 27.70s |
| 6  | The Real Rocketman | 2   | 5.5m  | 6.6m (1)  | 7.8m (2)  | 1:55.70 | 29.18s  | 27.54s |
| 8  | Mickey Be Nimble   | 3   | 7.4m  | 10.8m (1) | 11.2m (3) | 1:55.84 | 29.12s  | 27.44s |
| 3  | Jacqueline Rose    | 4   | 7.4m  | 8.2m (0)  | 9.8m (0)  | 1:55.84 | 29.21s  | 27.53s |
| 10 | Hellovatime        | 5   | 9.3m  | 16.6m (0) | 18.2m (1) | 1:55.98 | 29.20s  | 27.09s |
| 7  | Watch Your Back    | 6   | 10.1m | 14.8m (1) | 15.6m (3) | 1:56.04 | 29.15s  | 27.32s |
| 4  | What For           | 7   | 24.4m | 12.6m (0) | 15.8m (0) | 1:57.08 | 29.34s  | 28.29s |
| 2  | Birdy Gal          | 8   | 26.0m | 4.2m (0)  | 5.8m (0)  | 1:57.19 | 29.25s  | 29.09s |
| 9  | Addocar            | 9   | 28.9m | 2.6m (1)  | 3.8m (1)  | 1:57.41 | 29.23s  | 29.43s |

## Finish Position and metres gained

First Arrow shows distance gain/loss from 2nd Qtr to 3rd Qtr,  
Second Arrow shows distance gain/loss from 3rd Qtr to Finish  
Blue arrow indicates best gain in these quarters.



Visual positions in race at 2nd Quarter



Visual positions in race at 3rd Quarter

# Menangle Race 5 Distance 1609m

Tuesday, 10 June 2025


Gross Time: 1:55.40 MileRate: 1:55.40 LeadTime: 0.00s First Qtr: 27.40s Second Qtr: 30.60s Third Qtr: 28.70s Fourth Qtr: 28.70s

DATA TABLE: 800 / 400 Posi's are position from leader and (how wide the horse was at that position)

| No | Horse             | Plc | Mar   | 800 Posi  | 400 Posi  | Time    | 3rd Qtr | 4th Qt |
|----|-------------------|-----|-------|-----------|-----------|---------|---------|--------|
| 7  | Explosive Bronski | 1   | 0.0m  | 8.6m (1)  | 5.6m (2)  | 1:55.40 | 28.49s  | 28.30s |
| 8  | Will I Am         | 2   | 1.8m  | 0.0m (0)  | 0.0m (0)  | 1:55.54 | 28.70s  | 28.83s |
| 3  | Caribbean Runa    | 3   | 2.2m  | 12.8m (1) | 10.0m (2) | 1:55.57 | 28.50s  | 28.14s |
| 1  | Consider It Done  | 4   | 4.6m  | 8.4m (0)  | 9.2m (1)  | 1:55.75 | 28.76s  | 28.37s |
| 4  | Parallel          | 5   | 7.3m  | 12.4m (0) | 13.2m (1) | 1:55.95 | 28.76s  | 28.28s |
| 6  | Halloween         | 6   | 8.4m  | 16.6m (1) | 14.2m (2) | 1:56.03 | 28.53s  | 28.29s |
| 9  | Watch Me React    | 7   | 9.0m  | 20.6m (1) | 18.2m (2) | 1:56.08 | 28.53s  | 28.04s |
| 5  | Notmuchuptop      | 8   | 12.5m | 16.6m (0) | 17.6m (1) | 1:56.34 | 28.77s  | 28.34s |
| 2  | Woodlea Beaver    | 9   | 14.8m | 4.4m (0)  | 5.0m (0)  | 1:56.52 | 28.74s  | 29.40s |
| 10 | Jogalong Blue     | 10  | 14.9m | 4.4m (1)  | 1.6m (1)  | 1:56.52 | 28.50s  | 29.65s |

## Finish Position and metres gained

First Arrow shows distance gain/loss from 2nd Qtr to 3rd Qtr, Second Arrow shows distance gain/loss from 3rd Qtr to Finish Blue arrow indicates best gain in these quarters.



800

Visual positions in race at 2nd Quarter



400

Visual positions in race at 3rd Quarter

# Menangle Race 6 Distance 1609m

Tuesday, 10 June 2025

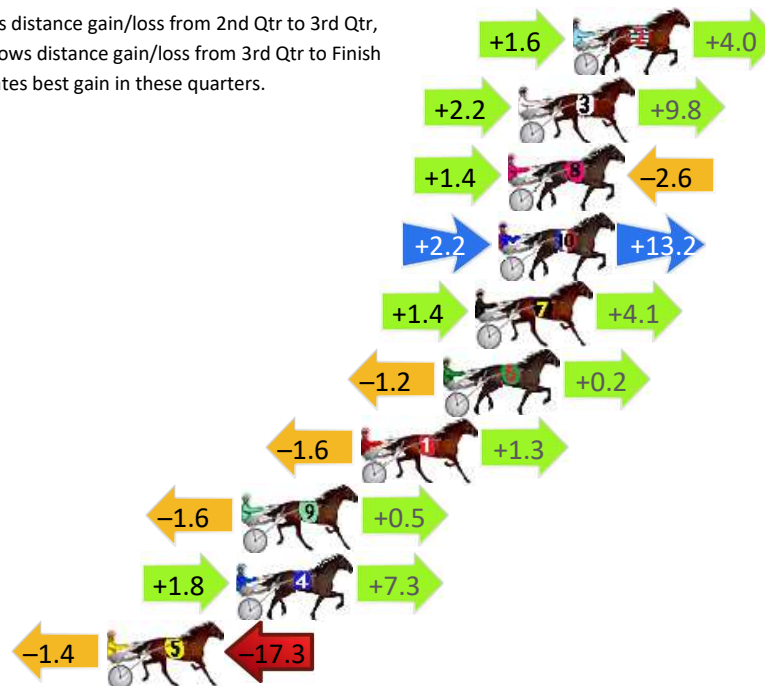
Gross Time: 1:53.00 MileRate: 1:53.00 LeadTime: 0.00s First Qtr: 26.70s Second Qtr: 29.30s Third Qtr: 28.90s Fourth Qtr: 28.10s

DATA TABLE: 800 / 400 Posi's are position from leader and (how wide the horse was at that position)

| No | Horse             | Plc | Mar   | 800 Posi  | 400 Posi  | Time    | 3rd Qtr | 4th Qt |
|----|-------------------|-----|-------|-----------|-----------|---------|---------|--------|
| 2  | Bandit Eyes       | 1   | 0.0m  | 5.6m (1)  | 4.0m (1)  | 1:53.00 | 28.78s  | 27.82s |
| 3  | Valiente Hanover  | 2   | 2.2m  | 14.2m (1) | 12.0m (1) | 1:53.16 | 28.73s  | 27.42s |
| 8  | Stagecoach        | 3   | 2.6m  | 1.4m (1)  | 0.0m (1)  | 1:53.19 | 28.80s  | 28.28s |
| 10 | Dolce Drama       | 4   | 3.0m  | 18.4m (1) | 16.2m (2) | 1:53.22 | 28.73s  | 27.18s |
| 7  | American Werewolf | 5   | 3.9m  | 9.4m (1)  | 8.0m (1)  | 1:53.29 | 28.80s  | 27.81s |
| 6  | Duty Of Care      | 6   | 5.2m  | 4.2m (0)  | 5.4m (0)  | 1:53.38 | 28.98s  | 28.09s |
| 1  | Crusader Miss     | 7   | 8.5m  | 8.2m (0)  | 9.8m (0)  | 1:53.63 | 29.01s  | 28.01s |
| 9  | Turbo Tommy       | 8   | 13.3m | 12.2m (0) | 13.8m (0) | 1:53.98 | 29.01s  | 28.07s |
| 4  | Royal Vincent     | 9   | 13.5m | 22.6m (1) | 20.8m (2) | 1:54.00 | 28.77s  | 27.59s |
| 5  | Zahra Lou         | 10  | 18.7m | 0.0m (0)  | 1.4m (0)  | 1:54.38 | 29.02s  | 29.31s |

## Finish Position and metres gained

First Arrow shows distance gain/loss from 2nd Qtr to 3rd Qtr,  
Second Arrow shows distance gain/loss from 3rd Qtr to Finish  
Blue arrow indicates best gain in these quarters.



Visual positions in race at 2nd Quarter

800



Visual positions in race at 3rd Quarter

400



Powered by



Harness Analyser

Sectional Analysis Software

Not just form | Free Trial

[www.facebook.com/PJHarnessRacing](http://www.facebook.com/PJHarnessRacing)



RISE Digital, Harness Racing Australia nor the provider accepts any responsibility for the completeness or accuracy of any of the information contained herein, and makes no representations about its suitability for any particular purpose. Users should make their own judgements about those matters and/or seek independent advice. You assume all risks associated with use of data provided on this page

# Menangle Race 7 Distance 1609m

Tuesday, 10 June 2025


Gross Time: 1:53.40 MileRate: 1:53.40 LeadTime: 0.00s First Qtr: 27.60s Second Qtr: 30.00s Third Qtr: 28.50s Fourth Qtr: 27.30s

DATA TABLE: 800 / 400 Posi's are position from leader and (how wide the horse was at that position)

| NoHorse             | Plc | Mar   | 800 Posi  | 400 Posi  | Time    | 3rd Qtr | 4th Qt |
|---------------------|-----|-------|-----------|-----------|---------|---------|--------|
| 6 Baltusrol         | 1   | 0.0m  | 0.0m (0)  | 0.0m (0)  | 1:53.40 | 28.50s  | 27.30s |
| 9 Our Uncle Jim     | 2   | 2.3m  | 18.4m (1) | 8.4m (2)  | 1:53.57 | 27.80s  | 26.89s |
| 2 Cash And Bling    | 3   | 3.4m  | 10.0m (1) | 0.6m (1)  | 1:53.64 | 27.85s  | 27.49s |
| 5 Power Up          | 4   | 3.8m  | 14.2m (1) | 4.6m (1)  | 1:53.67 | 27.83s  | 27.25s |
| 7 Dougs Flame       | 5   | 6.8m  | 4.8m (0)  | 5.4m (0)  | 1:53.89 | 28.54s  | 27.40s |
| 4 Sweet Hayley Jane | 6   | 7.6m  | 8.8m (0)  | 9.6m (0)  | 1:53.95 | 28.55s  | 27.16s |
| 10 El Camino        | 7   | 7.8m  | 23.2m (1) | 12.4m (2) | 1:53.96 | 27.74s  | 26.99s |
| 3 Surf Ace          | 8   | 9.8m  | 12.8m (0) | 13.6m (0) | 1:54.10 | 28.55s  | 27.04s |
| 1 Til Heavens Rockn | 9   | 9.9m  | 17.0m (0) | 17.6m (0) | 1:54.11 | 28.53s  | 26.78s |
| 8 Give Me A Minute  | 10  | 14.1m | 21.2m (0) | 16.4m (2) | 1:54.41 | 28.16s  | 27.14s |

## Finish Position and metres gained

First Arrow shows distance gain/loss from 2nd Qtr to 3rd Qtr,  
Second Arrow shows distance gain/loss from 3rd Qtr to Finish  
Blue arrow indicates best gain in these quarters.



800

Visual positions in race at 2nd Quarter



400

Visual positions in race at 3rd Quarter



Powered by



Harness Analyser

Sectional Analysis Software

Not just form | Free Trial

[www.facebook.com/PJHarnessRacing](http://www.facebook.com/PJHarnessRacing)



RISE Digital, Harness Racing Australia nor the provider accepts any responsibility for the completeness or accuracy of any of the information contained herein, and makes no representations about its suitability for any particular purpose. Users should make their own judgements about those matters and/or seek independent advice. You assume all risks associated with use of data provided on this page

# Menangle Race 8 Distance 1609m

Tuesday, 10 June 2025


Gross Time: 1:51.60 MileRate: 1:51.60 LeadTime: 0.00s First Qtr: 27.00s Second Qtr: 28.80s Third Qtr: 28.20s Fourth Qtr: 27.60s

DATA TABLE: 800 / 400 Posi's are position from leader and (how wide the horse was at that position)

| No | Horse            | Plc | Mar   | 800 Posi  | 400 Posi  | Time    | 3rd Qtr | 4th Qt |
|----|------------------|-----|-------|-----------|-----------|---------|---------|--------|
| 6  | Promising        | 1   | 0.0m  | 0.0m (0)  | 0.0m (0)  | 1:51.60 | 28.20s  | 27.60s |
| 7  | Vinke B          | 2   | 1.9m  | 9.6m (1)  | 11.6m (2) | 1:51.74 | 28.33s  | 26.93s |
| 10 | Sahara Sirocco   | 3   | 4.5m  | 21.8m (1) | 24.2m (2) | 1:51.93 | 28.35s  | 26.25s |
| 8  | Jordy            | 4   | 5.8m  | 5.4m (1)  | 8.4m (1)  | 1:52.02 | 28.41s  | 27.42s |
| 4  | Red Reactor      | 5   | 10.1m | 17.6m (1) | 20.2m (2) | 1:52.33 | 28.37s  | 26.91s |
| 9  | Caulonia Courage | 6   | 11.8m | 4.0m (0)  | 5.6m (0)  | 1:52.46 | 28.32s  | 28.03s |
| 3  | American Hammer  | 7   | 19.5m | 8.4m (0)  | 10.6m (0) | 1:53.02 | 28.36s  | 28.21s |
| 2  | Hes A Meister    | 8   | 23.4m | 13.6m (1) | 16.2m (2) | 1:53.30 | 28.39s  | 28.09s |
| 1  | Wavethebill      | 9   | 67.3m | 12.6m (0) | 17.0m (0) | 1:56.49 | 28.54s  | 31.05s |

## Finish Position and metres gained

First Arrow shows distance gain/loss from 2nd Qtr to 3rd Qtr,  
Second Arrow shows distance gain/loss from 3rd Qtr to Finish  
Blue arrow indicates best gain in these quarters.



800

Visual positions in race at 2nd Quarter



400

Visual positions in race at 3rd Quarter



Powered by



Harness Analyser

Sectional Analysis Software

Not just form | Free Trial

[www.facebook.com/PJHarnessRacing](http://www.facebook.com/PJHarnessRacing)



RISE Digital, Harness Racing Australia nor the provider accepts any responsibility for the completeness or accuracy of any of the information contained herein, and makes no representations about its suitability for any particular purpose. Users should make their own judgements about those matters and/or seek independent advice. You assume all risks associated with use of data provided on this page