

Bathurst Race 1 Distance 1730m

Wednesday, 11 June 2025


Gross Time: 2:06.30 MileRate: 1:57.50 LeadTime: 8.10s First Qtr: 29.80s Second Qtr: 30.60s Third Qtr: 29.00s Fourth Qtr: 28.80s

DATA TABLE: 800 / 400 Posi's are position from leader and (how wide the horse was at that position)

NoHorse	Plc	Mar	800 Posi	400 Posi	Time	3rd Qtr	4th Qt
9 Tasbmiki	1	0.0m	3.9m (0)	3.9m (0)	2:06.30	29.00s	28.52s
10 Seasider	2	0.9m	8.3m (0)	5.3m (1)	2:06.37	28.78s	28.49s
7 Our Triple Major	3	2.3m	17.2m (0)	11.4m (1)	2:06.47	28.58s	28.15s
1 Mammals Reason	4	2.7m	0.0m (0)	0.0m (0)	2:06.50	29.00s	29.00s
4 The Samurai	5	4.0m	10.4m (1)	8.4m (2)	2:06.60	28.85s	28.50s
8 A True Love	6	4.5m	13.0m (0)	9.5m (0)	2:06.64	28.74s	28.46s
6 Helens Boy	7	4.6m	6.0m (1)	3.4m (2)	2:06.65	28.81s	28.91s
3 Seven Tee Two	8	6.1m	1.5m (1)	0.8m (1)	2:06.76	28.95s	29.20s
5 Limbo Lottie	9	12.1m	19.6m (1)	12.5m (2)	2:07.21	28.49s	28.81s
2 Take His Place	10	18.6m	15.4m (1)	8.9m (3)	2:07.71	28.53s	29.57s

Finish Position and metres gained

First Arrow shows distance gain/loss from 2nd Qtr to 3rd Qtr,
Second Arrow shows distance gain/loss from 3rd Qtr to Finish
Blue arrow indicates best gain in these quarters.



800

Visual positions in race at 2nd Quarter



400

Visual positions in race at 3rd Quarter

Bathurst Race 2 Distance 1730m

Wednesday, 11 June 2025




Gross Time: 2:04.40 MileRate: 1:55.70 LeadTime: 8.10s First Qtr: 30.00s Second Qtr: 30.10s Third Qtr: 27.90s Fourth Qtr: 28.30s

DATA TABLE: 800 / 400 Posi's are position from leader and (how wide the horse was at that position)

No	Horse	Plc	Mar	800 Posi	400 Posi	Time	3rd Qtr	4th Qt
6	Cinematic	1	0.0m	0.0m (0)	0.0m (0)	2:04.40	27.90s	28.30s
10	Rosie Romance	2	10.8m	7.9m (1)	6.6m (1)	2:05.20	27.81s	28.64s
3	Tulhurst Partygirl	3	11.4m	3.3m (1)	2.6m (1)	2:05.25	27.85s	28.97s
2	Shes Some Lexy	4	12.2m	9.2m (0)	9.2m (0)	2:05.31	27.90s	28.57s
5	Chelseas Girl	5	12.7m	20.1m (1)	15.2m (1)	2:05.34	27.57s	28.18s
1	Windy Hill Lucy	6	18.9m	4.6m (0)	4.9m (0)	2:05.81	27.92s	29.37s
4	Katlas Dream	7	20.4m	18.2m (0)	18.9m (0)	2:05.92	27.96s	28.50s
8	Lucky Zara	8	24.5m	12.0m (1)	10.6m (1)	2:06.22	27.81s	29.38s
9	Willies Dollar	9	26.3m	13.6m (0)	14.9m (0)	2:06.36	28.00s	29.22s
7	Bellaganoosh	10	121.1m	71.5m (0)	79.9m (0)	2:13.40	28.52s	31.72s

Finish Position and metres gained

First Arrow shows distance gain/loss from 2nd Qtr to 3rd Qtr,
Second Arrow shows distance gain/loss from 3rd Qtr to Finish
Blue arrow indicates best gain in these quarters.



Powered by
PJ Harness Analyser

Sectional Analysis Software
Not just form | Free Trial

www.facebook.com/PJHarnessRacing



RISE Digital, Harness Racing Australia nor the provider accepts any responsibility for the completeness or accuracy of any of the information contained herein, and makes no representations about its suitability for any particular purpose. Users should make their own judgements about those matters and/or seek independent advice. You assume all risks associated with use of data provided on this page

Bathurst Race 3 Distance 2260m

Wednesday, 11 June 2025


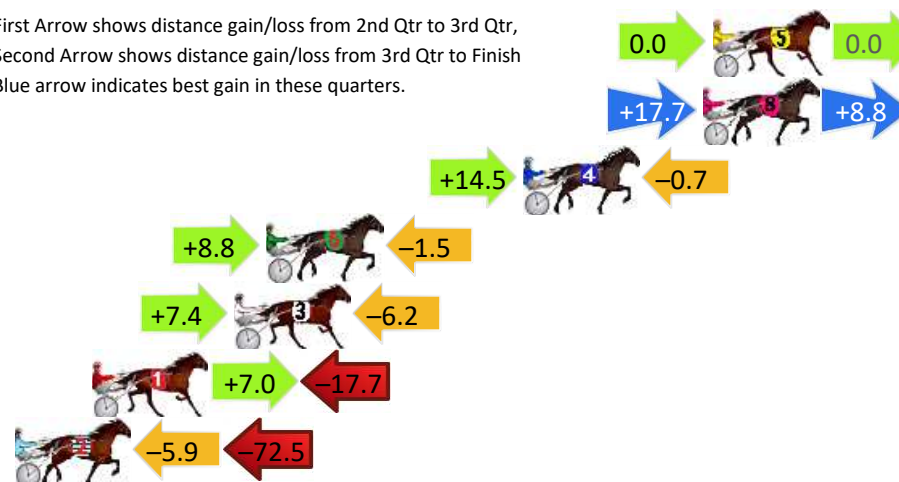
Gross Time: 2:43.50 MileRate: 1:56.40 LeadTime: 46.80s First Qtr: 30.30s Second Qtr: 28.40s Third Qtr: 28.60s Fourth Qtr: 29.40s

DATA TABLE: 800 / 400 Posi's are position from leader and (how wide the horse was at that position)

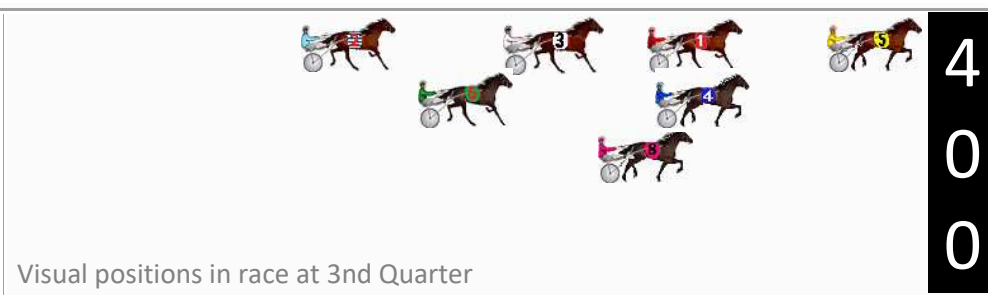
NoHorse	Plc	Mar	800 Posi	400 Posi	Time	3rd Qtr	4th Qt
5 Pops Legacy	1	0.0m	0.0m (0)	0.0m (0)	2:43.50	28.60s	29.40s
8 Buddy Brilliance	2	0.4m	26.9m (2)	9.2m (2)	2:43.53	27.36s	28.77s
4 Siren Sea	3	7.6m	21.4m (1)	6.9m (1)	2:44.09	27.59s	29.49s
6 Vamos	4	17.9m	25.2m (0)	16.4m (1)	2:44.88	28.00s	29.60s
3 Limbo Lilly	5	19.2m	20.4m (0)	13.0m (0)	2:44.98	28.10s	29.94s
1 Delightful Star	6	24.9m	14.2m (0)	7.2m (0)	2:45.42	28.12s	30.80s
2 R K Finn	7	93.6m	15.2m (1)	21.1m (0)	2:50.72	29.05s	35.10s

Finish Position and metres gained

First Arrow shows distance gain/loss from 2nd Qtr to 3rd Qtr,
Second Arrow shows distance gain/loss from 3rd Qtr to Finish
Blue arrow indicates best gain in these quarters.



Visual positions in race at 2nd Quarter



Visual positions in race at 3rd Quarter

Bathurst Race 4 Distance 1730m

Wednesday, 11 June 2025

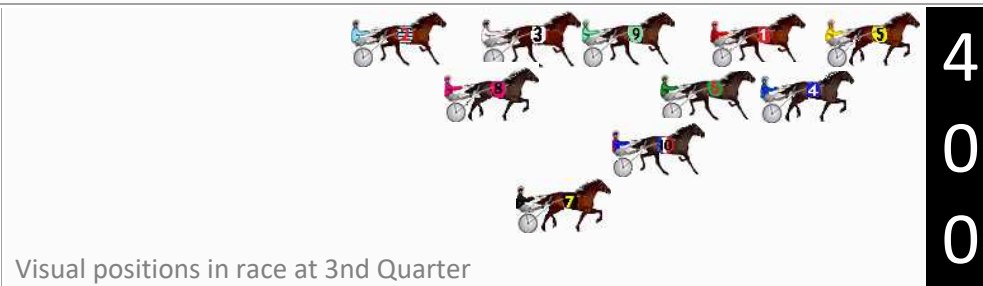


Gross Time: 2:03.90 MileRate: 1:55.20 LeadTime: 8.40s First Qtr: 28.60s Second Qtr: 31.00s Third Qtr: 28.20s Fourth Qtr: 27.70s

DATA TABLE: 800 / 400 Posi's are position from leader and (how wide the horse was at that position)

No	Horse	Plc	Mar	800 Posi	400 Posi	Time	3rd Qtr	4th Qt
5	Jayjaybenny	1	0.0m	0.0m (0)	0.0m (0)	2:03.90	28.20s	27.70s
1	Dun Spruikin	2	3.7m	4.9m (0)	4.6m (0)	2:04.17	28.18s	27.65s
9	Misterfourthousand	3	4.8m	9.1m (0)	9.8m (0)	2:04.25	28.24s	27.37s
6	Happy Reg	4	8.2m	8.7m (1)	6.6m (1)	2:04.50	28.05s	27.84s
10	Bettors Hope	5	8.8m	13.0m (1)	8.6m (2)	2:04.54	27.89s	27.74s
4	Justa Dragon	6	9.7m	4.4m (1)	2.6m (1)	2:04.61	28.07s	28.23s
3	Intrusion	7	13.7m	13.7m (0)	13.8m (0)	2:04.90	28.20s	27.74s
7	Im Desirable	8	13.9m	16.7m (1)	12.4m (3)	2:04.91	27.89s	27.85s
8	Studleigh Melise	9	19.1m	23.8m (1)	15.3m (1)	2:05.29	27.59s	28.03s
2	Kadar	10	20.3m	18.8m (0)	19.0m (0)	2:05.38	28.20s	27.86s

Finish Position and metres gained

First Arrow shows distance gain/loss from 2nd Qtr to 3rd Qtr,
Second Arrow shows distance gain/loss from 3rd Qtr to Finish
Blue arrow indicates best gain in these quarters.



Bathurst Race 5 Distance 1730m

Wednesday, 11 June 2025

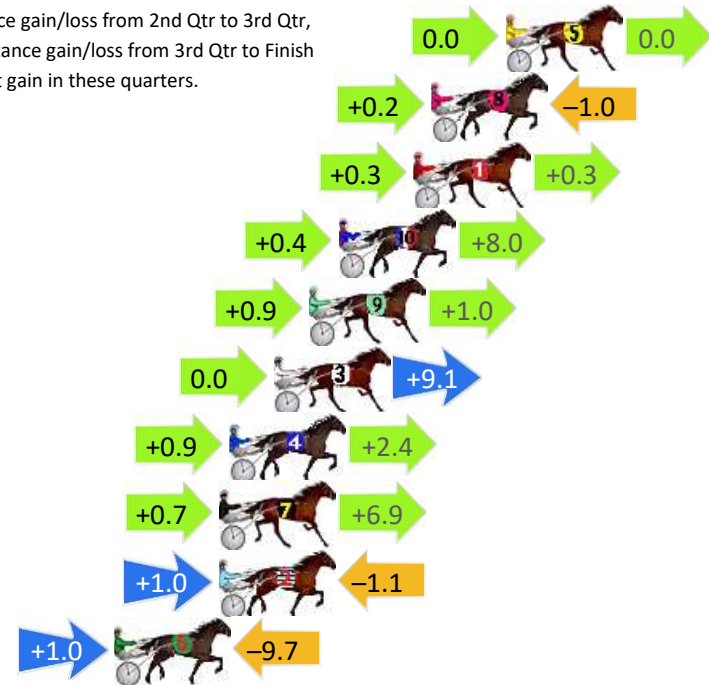
Gross Time: 2:02.20 MileRate: 1:53.70 LeadTime: 8.10s First Qtr: 28.50s Second Qtr: 29.60s Third Qtr: 28.00s Fourth Qtr: 28.00s

DATA TABLE: 800 / 400 Posi's are position from leader and (how wide the horse was at that position)

No	Horse	Plc	Mar	800 Posi	400 Posi	Time	3rd Qtr	4th Qt
5	Jiliby Fabio	1	0.0m	0.0m (0)	0.0m (0)	2:02.20	28.00s	28.00s
8	Windy Hill Tara	2	3.0m	2.2m (1)	2.0m (1)	2:02.42	27.99s	28.08s
1	Hes Chiming	3	3.7m	4.3m (0)	4.0m (0)	2:02.47	27.98s	27.99s
10	Cassius Deck	4	6.7m	15.1m (1)	14.7m (1)	2:02.69	27.97s	27.47s
9	Huta	5	7.9m	9.8m (0)	8.9m (0)	2:02.78	27.94s	27.96s
3	Ideal Timing	6	9.3m	18.4m (0)	18.4m (0)	2:02.88	28.00s	27.40s
4	Bettor Keppel	7	11.1m	14.4m (0)	13.5m (0)	2:03.02	27.94s	27.88s
7	Pas De Cheval	8	11.5m	19.1m (1)	18.4m (1)	2:03.05	27.95s	27.57s
2	Mighty Flying Art	9	11.5m	11.4m (1)	10.4m (1)	2:03.05	27.93s	28.13s
6	Bushy Beach	10	15.7m	7.0m (1)	6.0m (1)	2:03.36	27.93s	28.74s

Finish Position and metres gained

First Arrow shows distance gain/loss from 2nd Qtr to 3rd Qtr,
Second Arrow shows distance gain/loss from 3rd Qtr to Finish
Blue arrow indicates best gain in these quarters.



Visual positions in race at 2nd Quarter



Visual positions in race at 3rd Quarter



Powered by



Harness Analyser

Sectional Analysis Software

Not just form | Free Trial

www.facebook.com/PJHarnessRacing



RISE Digital, Harness Racing Australia nor the provider accepts any responsibility for the completeness or accuracy of any of the information contained herein, and makes no representations about its suitability for any particular purpose. Users should make their own judgements about those matters and/or seek independent advice. You assume all risks associated with use of data provided on this page

Bathurst Race 6 Distance 1730m

Wednesday, 11 June 2025

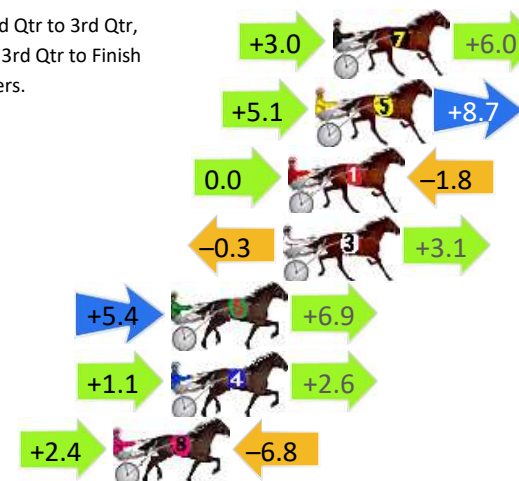
Gross Time: 2:05.70 MileRate: 1:57.00 LeadTime: 8.30s First Qtr: 30.30s Second Qtr: 30.50s Third Qtr: 28.30s Fourth Qtr: 28.30s

DATA TABLE: 800 / 400 Posi's are position from leader and (how wide the horse was at that position)

NoHorse	Plc	Mar	800 Posi	400 Posi	Time	3rd Qtr	4th Qt
7 Leaveamessage	1	0.0m	9.0m (1)	6.0m (1)	2:05.70	28.09s	27.88s
5 Uncle Tony	2	0.7m	14.5m (0)	9.4m (1)	2:05.75	27.94s	27.69s
1 Racing Writer	3	1.8m	0.0m (0)	0.0m (0)	2:05.83	28.30s	28.43s
3 Mitchells Run	4	2.0m	4.8m (0)	5.1m (0)	2:05.85	28.32s	28.09s
6 Take Out	5	6.5m	18.8m (0)	13.4m (1)	2:06.18	27.92s	27.84s
4 Hooked On Winning	6	6.5m	10.2m (0)	9.1m (0)	2:06.18	28.22s	28.14s
8 Nosaer	7	8.8m	4.4m (1)	2.0m (1)	2:06.35	28.13s	28.81s
2 Oursweetpog	8	405.9m	13.5m (1)	270.4m (1)	2:35.88	46.37s	39.46s

Finish Position and metres gained

First Arrow shows distance gain/loss from 2nd Qtr to 3rd Qtr,
Second Arrow shows distance gain/loss from 3rd Qtr to Finish
Blue arrow indicates best gain in these quarters.



800

Visual positions in race at 2nd Quarter



400

Visual positions in race at 3rd Quarter



Powered by



Harness Analyser

Sectional Analysis Software

Not just form | Free Trial

www.facebook.com/PJHarnessRacing



RISE Digital, Harness Racing Australia nor the provider accepts any responsibility for the completeness or accuracy of any of the information contained herein, and makes no representations about its suitability for any particular purpose. Users should make their own judgements about those matters and/or seek independent advice. You assume all risks associated with use of data provided on this page

Bathurst Race 7 Distance 1730m

Wednesday, 11 June 2025

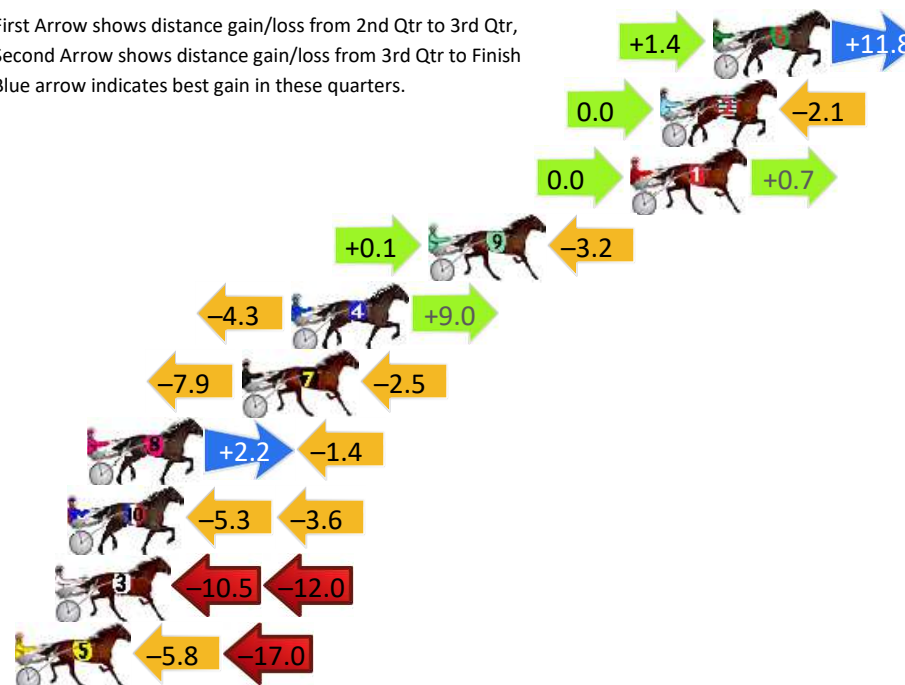
Gross Time: 2:04.80 MileRate: 1:56.10 LeadTime: 8.00s First Qtr: 30.00s Second Qtr: 29.70s Third Qtr: 28.10s Fourth Qtr: 29.00s

DATA TABLE: 800 / 400 Posi's are position from leader and (how wide the horse was at that position)

No	Horse	Plc	Mar	800 Posi	400 Posi	Time	3rd Qtr	4th Qt
6	Potter	1	0.0m	13.2m (0)	11.8m (0)	2:04.80	28.02s	28.16s
2	Stay Foolish	2	2.1m	0.0m (0)	0.0m (0)	2:04.96	28.10s	29.16s
1	Treacherous Belle	3	3.3m	4.0m (0)	4.0m (0)	2:05.05	28.10s	28.97s
9	Riverina Flash	4	11.4m	8.3m (0)	8.2m (1)	2:05.67	28.10s	29.29s
4	Tulhurst Timmy	5	16.9m	21.6m (1)	25.9m (2)	2:06.09	28.43s	28.45s
7	Burrabadine Bullet	6	18.9m	8.5m (1)	16.4m (0)	2:06.24	28.67s	29.28s
8	Allegretto	7	25.1m	25.9m (1)	23.7m (0)	2:06.71	27.97s	29.23s
10	Gabbys Sportstar	8	25.9m	17.0m (1)	22.3m (1)	2:06.77	28.49s	29.39s
3	Candi	9	26.4m	3.9m (1)	14.4m (1)	2:06.81	28.85s	29.99s
5	Rocky Leigh	10	35.6m	12.8m (1)	18.6m (2)	2:07.51	28.53s	30.39s


Finish Position and metres gained

First Arrow shows distance gain/loss from 2nd Qtr to 3rd Qtr,
Second Arrow shows distance gain/loss from 3rd Qtr to Finish
Blue arrow indicates best gain in these quarters.



800

Visual positions in race at 2nd Quarter



400

Visual positions in race at 3rd Quarter



Powered by



Harness Analyser

Sectional Analysis Software

Not just form | Free Trial

www.facebook.com/PJHarnessRacing



RISE Digital, Harness Racing Australia nor the provider accepts any responsibility for the completeness or accuracy of any of the information contained herein, and makes no representations about its suitability for any particular purpose. Users should make their own judgements about those matters and/or seek independent advice. You assume all risks associated with use of data provided on this page

Bathurst Race 8 Distance 1730m

Wednesday, 11 June 2025


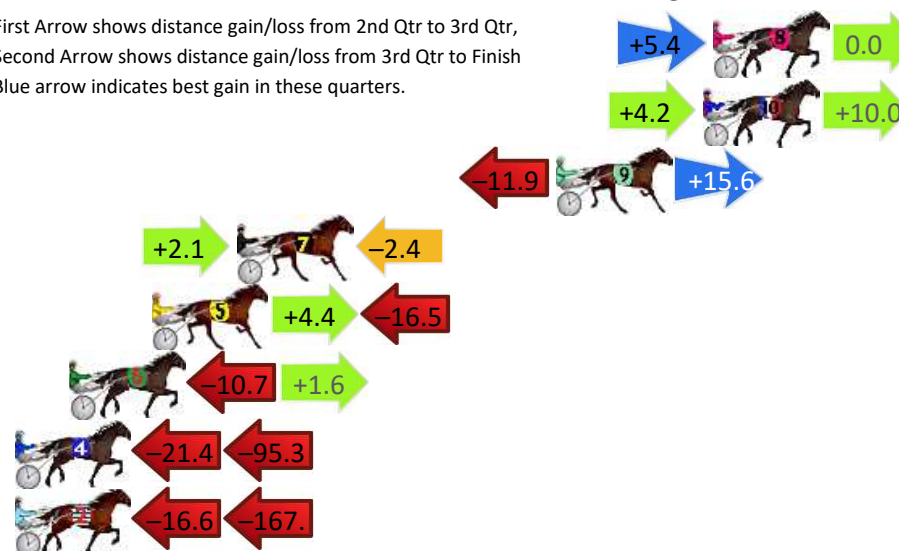
Gross Time: 2:04.80 MileRate: 1:56.00 LeadTime: 8.10s First Qtr: 28.20s Second Qtr: 29.70s Third Qtr: 28.90s Fourth Qtr: 29.90s

DATA TABLE: 800 / 400 Posi's are position from leader and (how wide the horse was at that position)

NoHorse	Plc	Mar	800 Posi	400 Posi	Time	3rd Qtr	4th Qt
8 Withdistinction	1	0.0m	5.4m (1)	0.0m (0)	2:04.80	28.51s	29.90s
10 Ya Racin Arlo	2	0.4m	14.6m (1)	10.4m (0)	2:04.83	28.61s	29.17s
9 Orange Fever	3	6.3m	10.0m (0)	21.9m (2)	2:05.29	29.78s	28.79s
7 Pet Ranger	4	19.1m	18.8m (1)	16.7m (1)	2:06.30	28.77s	30.18s
5 Jasperstimetoshine	5	22.5m	10.4m (1)	6.0m (0)	2:06.56	28.59s	31.22s
6 Fake Mint	6	25.8m	16.7m (0)	27.4m (2)	2:06.82	29.70s	29.92s
4 Phantom Star	7	116.7m	0.0m (0)	21.4m (0)	2:13.94	30.46s	37.48s
2 Reveille Jet	8	189.3m	5.6m (0)	22.2m (1)	2:19.63	30.12s	43.11s

Finish Position and metres gained

First Arrow shows distance gain/loss from 2nd Qtr to 3rd Qtr,
Second Arrow shows distance gain/loss from 3rd Qtr to Finish
Blue arrow indicates best gain in these quarters.



800

Visual positions in race at 2nd Quarter



400

Visual positions in race at 3rd Quarter



Powered by



Harness Analyser

Sectional Analysis Software

Not just form | Free Trial

www.facebook.com/PJHarnessRacing



RISE Digital, Harness Racing Australia nor the provider accepts any responsibility for the completeness or accuracy of any of the information contained herein, and makes no representations about its suitability for any particular purpose. Users should make their own judgements about those matters and/or seek independent advice. You assume all risks associated with use of data provided on this page

Bathurst Race 9 Distance 1730m

Wednesday, 11 June 2025

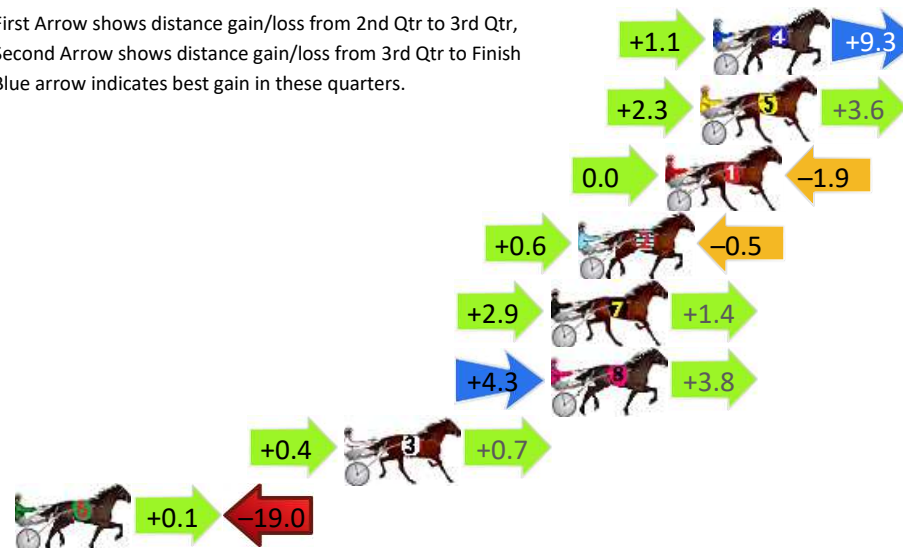
Gross Time: 2:07.50 MileRate: 1:58.60 LeadTime: 8.10s First Qtr: 28.90s Second Qtr: 31.30s Third Qtr: 29.40s Fourth Qtr: 29.80s

DATA TABLE: 800 / 400 Posi's are position from leader and (how wide the horse was at that position)

No	Horse	Plc	Mar	800 Posi	400 Posi	Time	3rd Qtr	4th Qt
4	Marabelle	1	0.0m	10.4m (0)	9.3m (0)	2:07.50	29.32s	29.12s
5	Fearful	2	0.5m	6.4m (1)	4.1m (1)	2:07.54	29.23s	29.54s
1	Thereshewas	3	1.9m	0.0m (0)	0.0m (0)	2:07.65	29.40s	29.95s
2	Cheval Tiger	4	5.4m	5.5m (0)	4.9m (0)	2:07.92	29.36s	29.86s
7	Esthers Last	5	6.5m	10.8m (1)	7.9m (1)	2:08.01	29.19s	29.73s
8	Mysterious Beach	6	6.5m	14.6m (1)	10.3m (2)	2:08.01	29.09s	29.55s
3	Monster Mint	7	14.8m	15.9m (0)	15.5m (1)	2:08.66	29.38s	29.82s
6	Global Goddess	8	39.7m	20.8m (0)	20.7m (0)	2:10.60	29.40s	31.38s

Finish Position and metres gained

First Arrow shows distance gain/loss from 2nd Qtr to 3rd Qtr,
Second Arrow shows distance gain/loss from 3rd Qtr to Finish
Blue arrow indicates best gain in these quarters.



800

Visual positions in race at 2nd Quarter



400

Visual positions in race at 3rd Quarter



Powered by



Harness Analyser

Sectional Analysis Software

Not just form | Free Trial

www.facebook.com/PJHarnessRacing



RISE Digital, Harness Racing Australia nor the provider accepts any responsibility for the completeness or accuracy of any of the information contained herein, and makes no representations about its suitability for any particular purpose. Users should make their own judgements about those matters and/or seek independent advice. You assume all risks associated with use of data provided on this page