

Penrith Race 1 Distance 1720m

Thursday, 12 June 2025

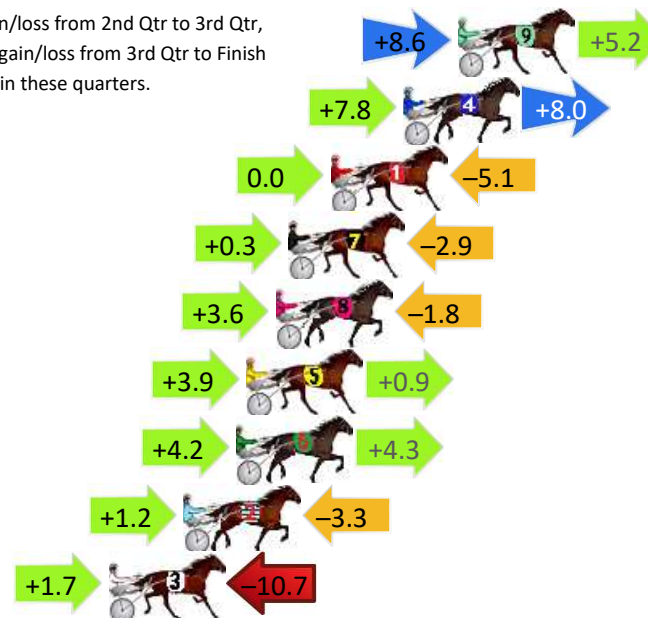
Gross Time: 2:05.20 MileRate: 1:57.20 LeadTime: 7.50s First Qtr: 29.70s Second Qtr: 29.50s Third Qtr: 29.10s Fourth Qtr: 29.40s

DATA TABLE: 800 / 400 Posi's are position from leader and (how wide the horse was at that position)

No	Horse	Plc	Mar	800 Posi	400 Posi	Time	3rd Qtr	4th Qt
9	Michael Caine	1	0.0m	13.8m (1)	5.2m (3)	2:05.20	28.48s	29.02s
4	Decipher	2	2.2m	18.0m (1)	10.2m (3)	2:05.37	28.54s	28.83s
1	All Star Magician	3	5.1m	0.0m (0)	0.0m (0)	2:05.59	29.10s	29.79s
7	Rogervalerio Lombo	4	6.8m	4.2m (0)	3.9m (0)	2:05.72	29.08s	29.64s
8	Lani Kai Beach	5	7.3m	9.1m (1)	5.5m (2)	2:05.76	28.84s	29.56s
5	Longtan Viper	6	8.5m	13.3m (0)	9.4m (2)	2:05.86	28.82s	29.38s
6	Playful Miss	7	8.9m	17.4m (0)	13.2m (0)	2:05.89	28.80s	29.13s
2	Play Southernland	8	11.0m	8.9m (0)	7.7m (1)	2:06.05	29.02s	29.69s
3	Silent Reaction	9	14.0m	5.0m (1)	3.3m (1)	2:06.28	28.98s	30.24s

Finish Position and metres gained

First Arrow shows distance gain/loss from 2nd Qtr to 3rd Qtr,
Second Arrow shows distance gain/loss from 3rd Qtr to Finish
Blue arrow indicates best gain in these quarters.



800

Visual positions in race at 2nd Quarter



400

Visual positions in race at 3rd Quarter



Powered by



Harness Analyser

Sectional Analysis Software

Not just form | Free Trial

www.facebook.com/PJHarnessRacing



RISE Digital, Harness Racing Australia nor the provider accepts any responsibility for the completeness or accuracy of any of the information contained herein, and makes no representations about its suitability for any particular purpose. Users should make their own judgements about those matters and/or seek independent advice. You assume all risks associated with use of data provided on this page

Penrith Race 2 Distance 1720m

Thursday, 12 June 2025


Gross Time: 2:03.70 MileRate: 1:55.70 LeadTime: 7.50s First Qtr: 30.20s Second Qtr: 28.80s Third Qtr: 28.70s Fourth Qtr: 28.50s

DATA TABLE: 800 / 400 Posi's are position from leader and (how wide the horse was at that position)

NoHorse	Plc	Mar	800 Posi	400 Posi	Time	3rd Qtr	4th Qt
2 Nitro Danny	1	0.0m	0.0m (0)	0.0m (0)	2:03.70	28.70s	28.50s
1 Skye Mary Mac	2	5.3m	4.2m (0)	4.5m (0)	2:04.10	28.72s	28.58s
7 Tristar For Chris	3	9.4m	8.7m (0)	8.7m (0)	2:04.40	28.70s	28.58s
4 A Vapar Storm	4	14.7m	6.2m (1)	8.4m (2)	2:04.80	28.86s	29.00s
9 Always A Sam	5	16.6m	1.7m (1)	3.9m (1)	2:04.94	28.86s	29.46s
6 Tigernator	6	20.3m	19.9m (1)	18.3m (1)	2:05.22	28.58s	28.72s
8 Rocketon	7	22.0m	10.1m (1)	12.9m (1)	2:05.35	28.90s	29.23s
5 Roses Are Best	8	22.5m	13.5m (0)	16.3m (0)	2:05.38	28.90s	29.02s
3 Garrys Larry	9	32.6m	15.7m (1)	20.8m (2)	2:06.14	29.06s	29.46s

Finish Position and metres gained

First Arrow shows distance gain/loss from 2nd Qtr to 3rd Qtr,
Second Arrow shows distance gain/loss from 3rd Qtr to Finish
Blue arrow indicates best gain in these quarters.



800

Visual positions in race at 2nd Quarter



400

Visual positions in race at 3rd Quarter



Powered by



Harness Analyser

Sectional Analysis Software

Not just form | Free Trial

www.facebook.com/PJHarnessRacing



RISE Digital, Harness Racing Australia nor the provider accepts any responsibility for the completeness or accuracy of any of the information contained herein, and makes no representations about its suitability for any particular purpose. Users should make their own judgements about those matters and/or seek independent advice. You assume all risks associated with use of data provided on this page

Penrith Race 3 Distance 2125m

Thursday, 12 June 2025


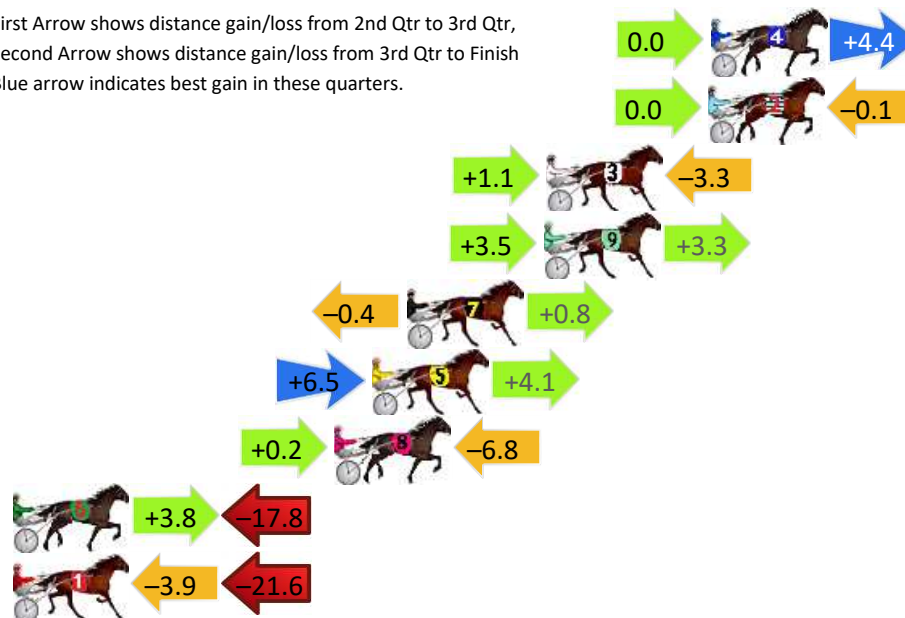
Gross Time: 2:37.40 MileRate: 1:59.20 LeadTime: 37.70s First Qtr: 31.10s Second Qtr: 30.40s Third Qtr: 29.30s Fourth Qtr: 28.90s

DATA TABLE: 800 / 400 Posi's are position from leader and (how wide the horse was at that position)

No	Horse	Plc	Mar	800 Posi	400 Posi	Time	3rd Qtr	4th Qt
4	Rays Redemption	1	0.0m	4.4m (0)	4.4m (0)	2:37.40	29.30s	28.58s
2	Tiger Eupheme	2	0.1m	0.0m (0)	0.0m (0)	2:37.41	29.30s	28.91s
3	Dynamites Best	3	6.6m	4.4m (1)	3.3m (1)	2:37.90	29.22s	29.16s
9	Kingston Rainbow	4	6.7m	13.5m (1)	10.0m (2)	2:37.91	29.04s	28.69s
7	Watch Africandance	5	12.2m	12.6m (0)	13.0m (1)	2:38.33	29.32s	28.89s
5	Blisses Best	6	13.6m	24.2m (1)	17.7m (2)	2:38.43	28.82s	28.65s
8	Petes Ona Mission	7	15.1m	8.5m (1)	8.3m (1)	2:38.55	29.28s	29.45s
6	Ellezie	8	31.6m	17.6m (1)	13.8m (2)	2:39.80	29.02s	30.30s
1	Tiger Attack	9	34.3m	8.8m (0)	12.7m (0)	2:40.00	29.58s	30.58s

Finish Position and metres gained

First Arrow shows distance gain/loss from 2nd Qtr to 3rd Qtr,
Second Arrow shows distance gain/loss from 3rd Qtr to Finish
Blue arrow indicates best gain in these quarters.



Visual positions in race at 2nd Quarter



Visual positions in race at 3rd Quarter

Penrith Race 4 Distance 2125m

Thursday, 12 June 2025

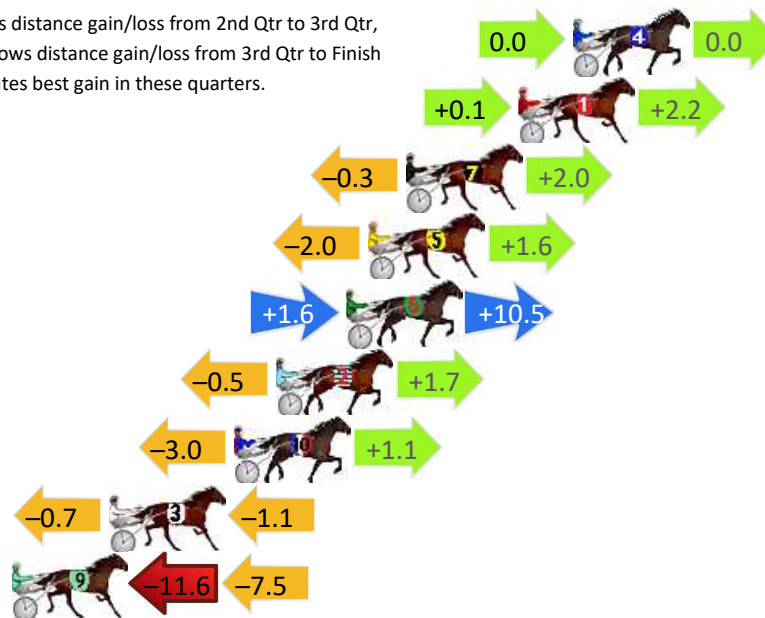
Gross Time: 2:33.70 MileRate: 1:56.40 LeadTime: 37.20s First Qtr: 28.70s Second Qtr: 28.80s Third Qtr: 29.20s Fourth Qtr: 29.80s

DATA TABLE: 800 / 400 Posi's are position from leader and (how wide the horse was at that position)

NoHorse	Plc	Mar	800 Posi	400 Posi	Time	3rd Qtr	4th Qt
4 Nothingbutwaves	1	0.0m	0.0m (0)	0.0m (0)	2:33.70	29.20s	29.80s
1 Diletto	2	2.2m	4.5m (0)	4.4m (0)	2:33.87	29.20s	29.65s
7 Kates Virtue	3	6.7m	8.4m (0)	8.7m (1)	2:34.22	29.24s	29.68s
5 Mizzz Adele	4	8.2m	7.8m (1)	9.8m (2)	2:34.34	29.36s	29.72s
6 Stellina	5	9.1m	21.2m (0)	19.6m (2)	2:34.41	29.12s	29.07s
2 Larrikin Lenny	6	11.9m	13.1m (0)	13.6m (0)	2:34.63	29.26s	29.73s
10 Gottadobettor	7	13.6m	11.7m (1)	14.7m (2)	2:34.76	29.44s	29.78s
3 Soviet Stunner	8	18.6m	16.8m (0)	17.5m (0)	2:35.15	29.28s	29.97s
9 Grey Cadillac	9	22.5m	3.4m (1)	15.0m (1)	2:35.46	30.06s	30.46s

Finish Position and metres gained

First Arrow shows distance gain/loss from 2nd Qtr to 3rd Qtr,
Second Arrow shows distance gain/loss from 3rd Qtr to Finish
Blue arrow indicates best gain in these quarters.



800

Visual positions in race at 2nd Quarter



400

Visual positions in race at 3rd Quarter

Penrith Race 5 Distance 1720m

Thursday, 12 June 2025



Gross Time: 2:03.70 MileRate: 1:55.80 LeadTime: 7.30s First Qtr: 29.70s Second Qtr: 30.20s Third Qtr: 28.20s Fourth Qtr: 28.30s

DATA TABLE: 800 / 400 Posi's are position from leader and (how wide the horse was at that position)

No	Horse	Plc	Mar	800 Posi	400 Posi	Time	3rd Qtr	4th Qt
8	Flo Ryda	1	0.0m	6.6m (1)	5.7m (1)	2:03.70	28.14s	27.90s
4	Eye Can Try	2	2.8m	2.3m (1)	1.7m (1)	2:03.91	28.16s	28.39s
3	Son Of The Shark	3	3.7m	0.0m (0)	0.0m (0)	2:03.98	28.20s	28.58s
5	Rio De Janeiro Blue	4	6.8m	15.7m (1)	12.5m (1)	2:04.21	27.98s	27.93s
2	Bettine	5	7.9m	4.6m (0)	4.0m (0)	2:04.29	28.16s	28.61s
1	Take The Deal	6	9.3m	9.1m (0)	8.3m (0)	2:04.39	28.14s	28.41s
9	Radiant Amber	7	11.6m	10.9m (1)	8.0m (2)	2:04.56	28.00s	28.60s
7	Swedish Meatballs	8	13.4m	13.7m (0)	12.5m (0)	2:04.70	28.12s	28.42s
10	Madazalways	9	15.7m	18.6m (0)	16.5m (1)	2:04.87	28.06s	28.31s
6	Whereishe	10	17.0m	20.0m (1)	12.8m (2)	2:04.96	27.70s	28.66s

Finish Position and metres gained

First Arrow shows distance gain/loss from 2nd Qtr to 3rd Qtr,
Second Arrow shows distance gain/loss from 3rd Qtr to Finish
Blue arrow indicates best gain in these quarters.



800

Visual positions in race at 2nd Quarter



400

Visual positions in race at 3rd Quarter

Penrith Race 6 Distance 1720m

Thursday, 12 June 2025

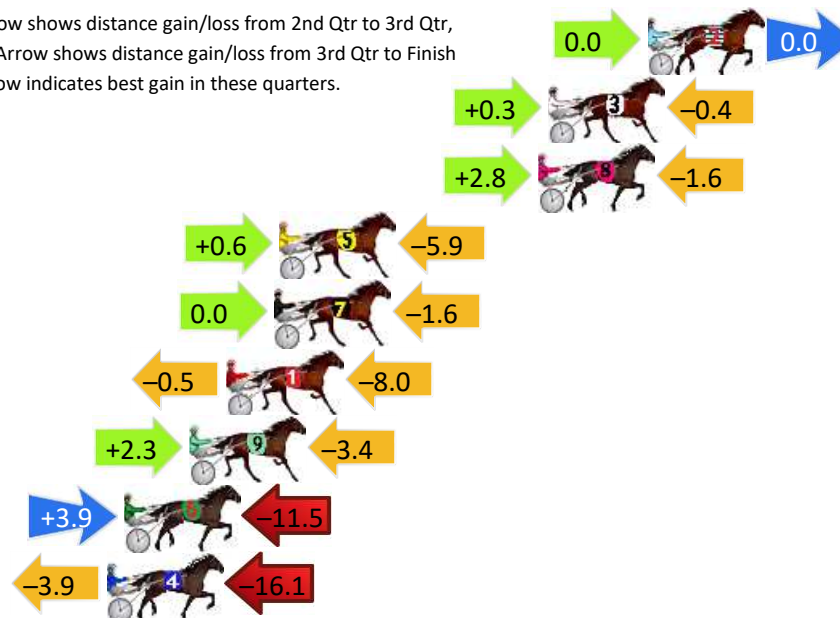
Gross Time: 2:03.90 MileRate: 1:55.90 LeadTime: 7.60s First Qtr: 29.40s Second Qtr: 29.10s Third Qtr: 28.80s Fourth Qtr: 29.00s

DATA TABLE: 800 / 400 Posi's are position from leader and (how wide the horse was at that position)

NoHorse	Plc	Mar	800 Posi	400 Posi	Time	3rd Qtr	4th Qt
2 Lookin Good Margie	1	0.0m	0.0m (0)	0.0m (0)	2:03.90	28.80s	29.00s
3 Choochoo Train	2	4.0m	3.9m (0)	3.6m (0)	2:04.20	28.78s	29.04s
8 Charlies Ace	3	4.4m	5.6m (1)	2.8m (2)	2:04.23	28.60s	29.13s
5 Ideal Redemption	4	14.8m	9.5m (1)	8.9m (2)	2:05.03	28.76s	29.49s
7 Desiderio	5	15.0m	13.4m (0)	13.4m (0)	2:05.04	28.80s	29.18s
1 McArdom	6	16.9m	8.4m (0)	8.9m (0)	2:05.19	28.84s	29.65s
9 Polka Delight	7	18.4m	17.3m (0)	15.0m (1)	2:05.30	28.64s	29.32s
6 Crackabrie	8	21.0m	13.4m (1)	9.5m (3)	2:05.50	28.52s	29.92s
4 Bobby Waterhouse	9	21.7m	1.7m (1)	5.6m (1)	2:05.55	29.08s	30.25s

Finish Position and metres gained

First Arrow shows distance gain/loss from 2nd Qtr to 3rd Qtr,
Second Arrow shows distance gain/loss from 3rd Qtr to Finish
Blue arrow indicates best gain in these quarters.



800

Visual positions in race at 2nd Quarter



400

Visual positions in race at 3rd Quarter



Powered by



Harness Analyser

Sectional Analysis Software

Not just form | Free Trial

www.facebook.com/PJHarnessRacing



RISE Digital, Harness Racing Australia nor the provider accepts any responsibility for the completeness or accuracy of any of the information contained herein, and makes no representations about its suitability for any particular purpose. Users should make their own judgements about those matters and/or seek independent advice. You assume all risks associated with use of data provided on this page

Penrith Race 7 Distance 1720m

Thursday, 12 June 2025


Gross Time: 2:05.20 MileRate: 1:57.10 LeadTime: 7.80s First Qtr: 28.20s Second Qtr: 30.60s Third Qtr: 29.40s Fourth Qtr: 29.20s

DATA TABLE: 800 / 400 Posi's are position from leader and (how wide the horse was at that position)

No	Horse	Plc	Mar	800 Posi	400 Posi	Time	3rd Qtr	4th Qt
2	Dancing With My Ex	1	0.0m	0.0m (0)	0.0m (0)	2:05.20	29.40s	29.20s
3	Im No Gift	2	7.2m	7.9m (1)	5.0m (1)	2:05.75	29.18s	29.39s
7	Screenshot	3	15.6m	9.3m (0)	11.0m (1)	2:06.39	29.52s	29.59s
1	Little Cessna	4	17.3m	4.9m (0)	7.7m (0)	2:06.53	29.60s	29.97s
4	Betting On Courage	5	17.6m	11.8m (1)	10.7m (2)	2:06.55	29.32s	29.77s
5	Bettor Be Lucky	6	18.0m	15.6m (1)	14.8m (2)	2:06.58	29.34s	29.50s
6	Fiftyshades Cresco	7	20.0m	13.7m (0)	16.5m (0)	2:06.73	29.60s	29.53s
8	El Jacob	8	53.9m	3.8m (1)	17.6m (1)	2:09.33	30.40s	32.05s

Finish Position and metres gained

First Arrow shows distance gain/loss from 2nd Qtr to 3rd Qtr,
Second Arrow shows distance gain/loss from 3rd Qtr to Finish
Blue arrow indicates best gain in these quarters.



800

Visual positions in race at 2nd Quarter



400

Visual positions in race at 3rd Quarter



Powered by



Harness Analyser

Sectional Analysis Software

Not just form | Free Trial

www.facebook.com/PJHarnessRacing



RISE Digital, Harness Racing Australia nor the provider accepts any responsibility for the completeness or accuracy of any of the information contained herein, and makes no representations about its suitability for any particular purpose. Users should make their own judgements about those matters and/or seek independent advice. You assume all risks associated with use of data provided on this page

Penrith Race 8 Distance 1720m

Thursday, 12 June 2025

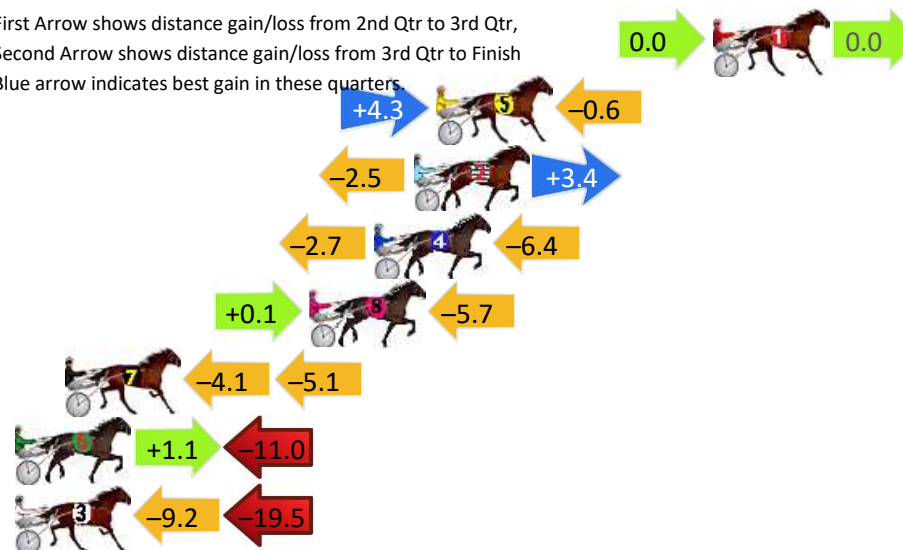
Gross Time: 2:04.90 MileRate: 1:56.90 LeadTime: 8.70s First Qtr: 28.90s Second Qtr: 28.80s Third Qtr: 29.10s Fourth Qtr: 29.40s

DATA TABLE: 800 / 400 Posi's are position from leader and (how wide the horse was at that position)

No	Horse	Plc	Mar	800 Posi	400 Posi	Time	3rd Qtr	4th Qt
1	Sunshine Karamea	1	0.0m	0.0m (0)	0.0m (0)	2:04.90	29.10s	29.40s
5	Tommys Luck	2	11.1m	14.8m (1)	10.5m (2)	2:05.76	28.80s	29.50s
2	Ima Shinkansen	3	12.0m	12.9m (0)	15.4m (1)	2:05.83	29.30s	29.21s
4	Bellrivergirl	4	13.6m	4.5m (1)	7.2m (0)	2:05.95	29.30s	29.93s
8	Rum Delight	5	16.2m	10.6m (1)	10.5m (1)	2:06.15	29.10s	29.89s
7	Goodtime Miki	6	26.0m	16.8m (0)	20.9m (1)	2:06.90	29.42s	29.88s
6	Clementsorrell	7	29.7m	19.8m (1)	18.7m (2)	2:07.19	29.04s	30.33s
3	Why Not Surf	8	36.0m	7.3m (0)	16.5m (0)	2:07.68	29.78s	30.98s

Finish Position and metres gained

First Arrow shows distance gain/loss from 2nd Qtr to 3rd Qtr,
Second Arrow shows distance gain/loss from 3rd Qtr to Finish
Blue arrow indicates best gain in these quarters



800

Visual positions in race at 2nd Quarter



400

Visual positions in race at 3rd Quarter



Powered by



Harness Analyser

Sectional Analysis Software

Not just form | Free Trial

www.facebook.com/PJHarnessRacing



RISE Digital, Harness Racing Australia nor the provider accepts any responsibility for the completeness or accuracy of any of the information contained herein, and makes no representations about its suitability for any particular purpose. Users should make their own judgements about those matters and/or seek independent advice. You assume all risks associated with use of data provided on this page