

# Tamworth Race 1 Distance 1609m

Thursday, 12 June 2025

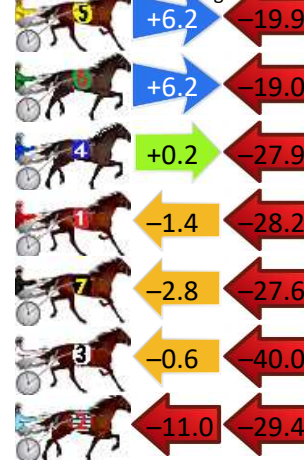
Gross Time: 1:57.10 MileRate: 1:57.10 LeadTime: 0.00s First Qtr: 30.30s Second Qtr: 29.40s Third Qtr: 28.60s Fourth Qtr: 28.80s

DATA TABLE: 800 / 400 Posi's are position from leader and (how wide the horse was at that position)

No	Horse	Plc	Mar	800 Posi	400 Posi	Time	3rd Qtr	4th Qt
8	Ultimate Diva	1	0.0m	1.6m (1)	0.0m (1)	1:57.10	28.49s	28.80s
5	Kintire Rush	2	30.1m	16.4m (1)	10.2m (2)	1:59.38	28.15s	30.22s
6	Jungle Jive	3	32.2m	19.4m (0)	13.2m (1)	1:59.53	28.15s	30.16s
4	See The Dream	4	33.7m	6.0m (1)	5.8m (1)	1:59.65	28.58s	30.80s
1	Heavenly Turbo	5	34.2m	4.6m (0)	6.0m (0)	1:59.69	28.69s	30.82s
7	Sweet Sunshine	6	39.2m	8.8m (0)	11.6m (0)	2:00.06	28.79s	30.78s
3	Celebrity Princess	7	40.6m	0.0m (0)	0.6m (0)	2:00.17	28.63s	31.66s
2	Goodtime Halo	8	54.0m	13.6m (0)	24.6m (0)	2:01.18	29.38s	30.90s

## Finish Position and metres gained

First Arrow shows distance gain/loss from 2nd Qtr to 3rd Qtr,  
Second Arrow shows distance gain/loss from 3rd Qtr to Finish  
Blue arrow indicates best gain in these quarters.



800

Visual positions in race at 2nd Quarter



400

Visual positions in race at 3rd Quarter



Powered by



Harness Analyser

Sectional Analysis Software

Not just form | Free Trial

[www.facebook.com/PJHarnessRacing](http://www.facebook.com/PJHarnessRacing)



RISE Digital, Harness Racing Australia nor the provider accepts any responsibility for the completeness or accuracy of any of the information contained herein, and makes no representations about its suitability for any particular purpose. Users should make their own judgements about those matters and/or seek independent advice. You assume all risks associated with use of data provided on this page

# Tamworth Race 2 Distance 1609m

Thursday, 12 June 2025



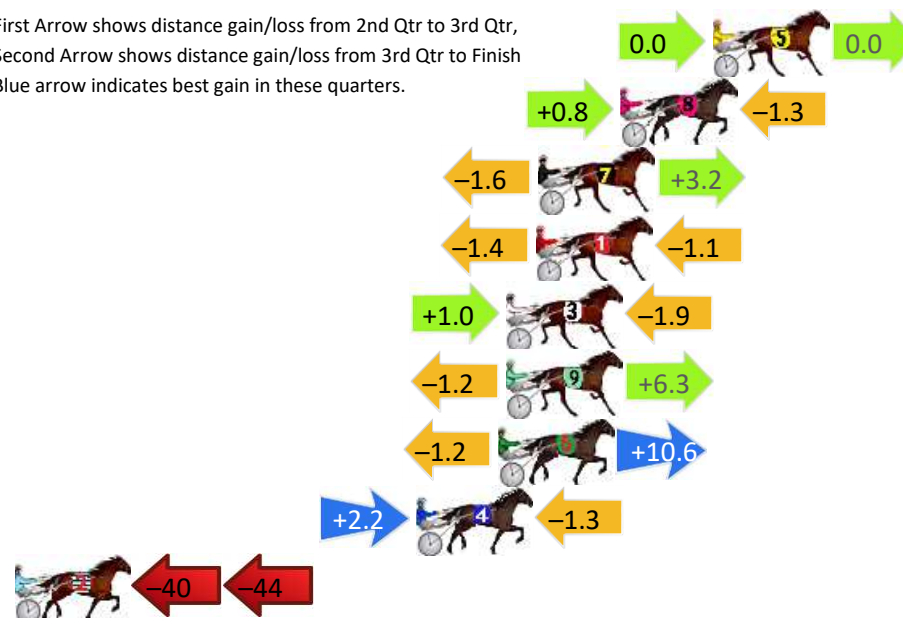
Gross Time: 1:58.60 MileRate: 1:58.60 LeadTime: 0.00s First Qtr: 29.50s Second Qtr: 29.70s Third Qtr: 28.70s Fourth Qtr: 30.70s

DATA TABLE: 800 / 400 Posi's are position from leader and (how wide the horse was at that position)

No	Horse	Plc	Mar	800 Posi	400 Posi	Time	3rd Qtr	4th Qt
5	Dancin With Lush	1	0.0m	0.0m (0)	0.0m (0)	1:58.60	28.70s	30.70s
8	Dual Cam	2	3.7m	3.2m (1)	2.4m (1)	1:58.90	28.64s	30.80s
7	Terror Flying	3	7.0m	8.6m (0)	10.2m (0)	1:59.16	28.83s	30.46s
1	Syncopated Shuffle	4	7.1m	4.6m (0)	6.0m (0)	1:59.17	28.80s	30.78s
3	Macedes	5	8.3m	7.4m (1)	6.4m (1)	1:59.27	28.62s	30.85s
9	Midas Shannon	6	8.3m	13.4m (0)	14.6m (1)	1:59.27	28.80s	30.22s
6	Double Mach	7	8.6m	18.0m (0)	19.2m (1)	1:59.29	28.81s	29.89s
4	Tasmans Delight	8	11.9m	12.8m (1)	10.6m (1)	1:59.56	28.53s	30.80s
2	Sonofabet	9	213.3m	130.0m (0)	170.0m (0)	2:15.73	31.55s	34.00s

## Finish Position and metres gained

First Arrow shows distance gain/loss from 2nd Qtr to 3rd Qtr,  
Second Arrow shows distance gain/loss from 3rd Qtr to Finish  
Blue arrow indicates best gain in these quarters.



# Tamworth Race 3 Distance 1609m

Thursday, 12 June 2025

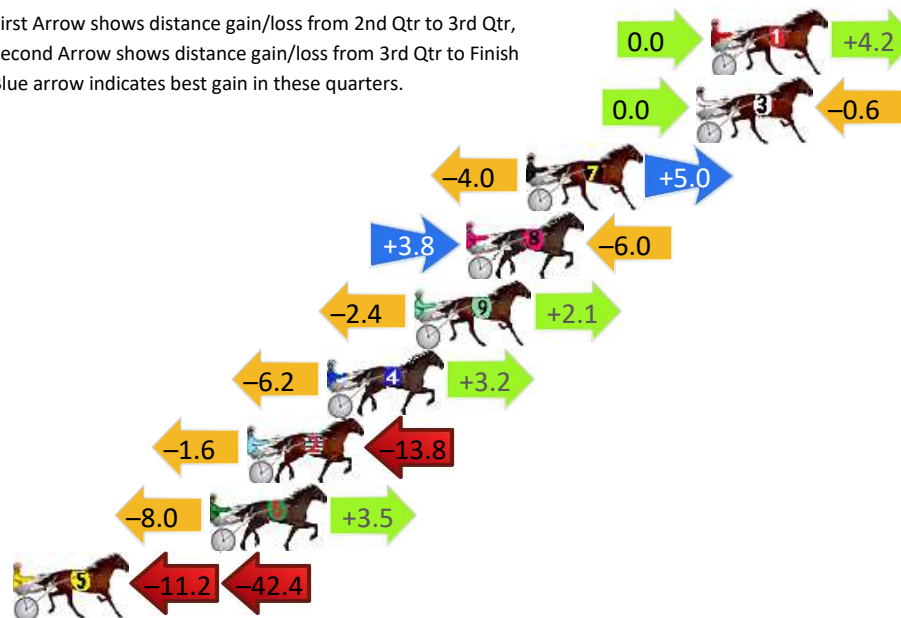
Gross Time: 1:59.10 MileRate: 1:59.10 LeadTime: 0.00s First Qtr: 30.50s Second Qtr: 31.00s Third Qtr: 28.80s Fourth Qtr: 28.80s

DATA TABLE: 800 / 400 Posi's are position from leader and (how wide the horse was at that position)


No	Horse	Plc	Mar	800 Posi	400 Posi	Time	3rd Qtr	4th Qt
1	Ascot Showtime	1	0.0m	4.2m (0)	4.2m (0)	1:59.10	28.80s	28.50s
3	Limousine Cheeky	2	0.6m	0.0m (0)	0.0m (0)	1:59.15	28.80s	28.84s
7	Mercurius	3	7.4m	8.4m (0)	12.4m (0)	1:59.66	29.09s	28.44s
8	Antetokounmpo	4	9.8m	7.6m (1)	3.8m (2)	1:59.84	28.53s	29.23s
9	Katastrophee	5	11.9m	11.6m (1)	14.0m (1)	1:60.00	28.97s	28.65s
4	San Saba	6	15.4m	12.4m (0)	18.6m (1)	2:00.26	29.24s	28.57s
2	Benjimagee	7	18.6m	3.2m (1)	4.8m (1)	2:00.51	28.91s	29.79s
6	Iamnopet	8	20.1m	15.6m (1)	23.6m (0)	2:00.62	29.37s	28.55s
5	Three Parts Grey	9	73.2m	19.6m (1)	30.8m (0)	2:04.63	29.60s	31.84s

## Finish Position and metres gained

First Arrow shows distance gain/loss from 2nd Qtr to 3rd Qtr,  
Second Arrow shows distance gain/loss from 3rd Qtr to Finish  
Blue arrow indicates best gain in these quarters.



Visual positions in race at 2nd Quarter



Visual positions in race at 3rd Quarter

# Tamworth Race 4 Distance 1609m

Thursday, 12 June 2025


Gross Time: 1:59.00 MileRate: 1:59.00 LeadTime: 0.00s First Qtr: 29.10s Second Qtr: 31.80s Third Qtr: 28.80s Fourth Qtr: 29.30s

DATA TABLE: 800 / 400 Posi's are position from leader and (how wide the horse was at that position)

No	Horse	Plc	Mar	800 Posi	400 Posi	Time	3rd Qtr	4th Qt
7	Rockindownunder	1	0.0m	8.0m (0)	8.6m (0)	1:59.00	28.85s	28.67s
3	Magic Shoos	2	0.8m	0.0m (0)	0.0m (0)	1:59.06	28.80s	29.36s
9	Safe Jewels	3	3.6m	12.4m (0)	13.0m (0)	1:59.28	28.85s	28.62s
2	Gotonebetter	4	4.1m	0.2m (1)	1.6m (1)	1:59.32	28.90s	29.48s
6	Be Good Benny	5	7.3m	16.2m (1)	15.4m (1)	1:59.56	28.75s	28.71s
1	Reds Good To Go	6	8.7m	4.0m (0)	5.8m (1)	1:59.67	28.93s	29.51s
10	Rolamax	7	12.2m	16.2m (0)	17.0m (0)	1:59.94	28.86s	28.95s
4	Uncle Gregory	8	15.2m	4.0m (1)	9.6m (1)	2:00.17	29.20s	29.71s
8	Seven Rippin Aces	9	15.7m	8.0m (1)	10.2m (2)	2:00.21	28.96s	29.70s
5	Jacks Up	10	23.0m	12.0m (1)	14.6m (2)	2:00.77	28.98s	29.91s

## Finish Position and metres gained

First Arrow shows distance gain/loss from 2nd Qtr to 3rd Qtr,  
Second Arrow shows distance gain/loss from 3rd Qtr to Finish  
Blue arrow indicates best gain in these quarters.



800

Visual positions in race at 2nd Quarter



400

Visual positions in race at 3rd Quarter

# Tamworth Race 5 Distance 1609m

Thursday, 12 June 2025

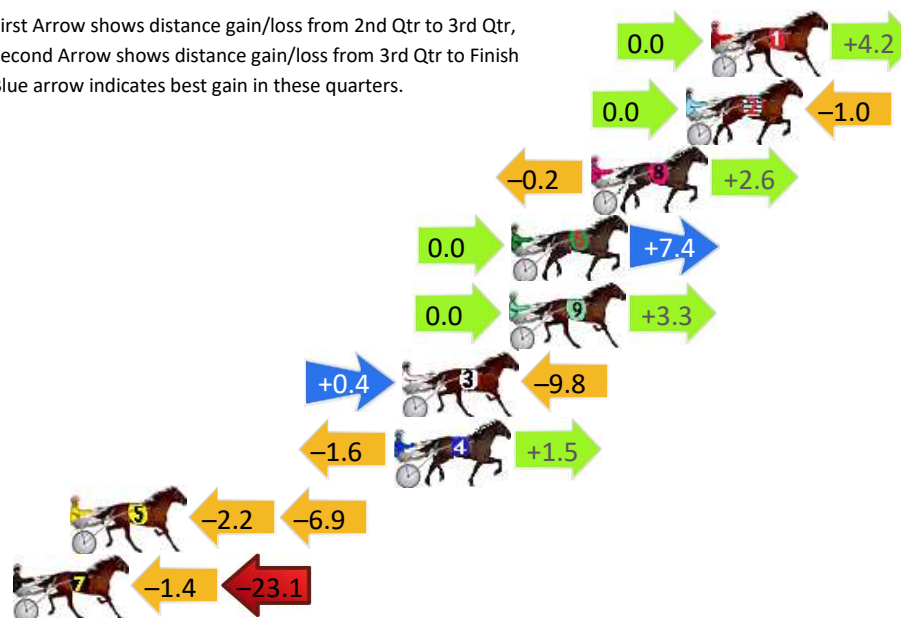
Gross Time: 1:59.00 MileRate: 1:59.00 LeadTime: 0.00s First Qtr: 29.90s Second Qtr: 30.00s Third Qtr: 29.10s Fourth Qtr: 30.10s

DATA TABLE: 800 / 400 Posi's are position from leader and (how wide the horse was at that position)

No	Horse	Plc	Mar	800 Posi	400 Posi	Time	3rd Qtr	4th Qt
1	Eiffel From Heaven	1	0.0m	4.2m (0)	4.2m (0)	1:59.00	29.11s	29.79s
2	Fleur Bella	2	1.0m	0.0m (0)	0.0m (0)	1:59.08	29.10s	30.17s
8	Heavenly Song	3	4.8m	7.2m (1)	7.4m (1)	1:59.38	29.12s	29.91s
6	Lookat Mee	4	8.0m	15.4m (1)	15.4m (1)	1:59.63	29.11s	29.55s
9	Rip Jackson	5	8.1m	11.4m (1)	11.4m (1)	1:59.64	29.10s	29.85s
3	Frozen Jewel	6	12.4m	3.0m (1)	2.6m (1)	1:59.98	29.06s	30.83s
4	Frontliner	7	12.7m	12.6m (0)	14.2m (0)	2:00.00	29.22s	29.99s
5	Country Major	8	25.7m	16.6m (0)	18.8m (0)	2:01.03	29.25s	30.62s
7	Lady Pebbles	9	32.9m	8.4m (0)	9.8m (0)	2:01.59	29.17s	31.83s

## Finish Position and metres gained

First Arrow shows distance gain/loss from 2nd Qtr to 3rd Qtr,  
Second Arrow shows distance gain/loss from 3rd Qtr to Finish  
Blue arrow indicates best gain in these quarters.



800

Visual positions in race at 2nd Quarter



400

Visual positions in race at 3rd Quarter



Powered by



Harness Analyser

Sectional Analysis Software

Not just form | Free Trial

[www.facebook.com/PJHarnessRacing](http://www.facebook.com/PJHarnessRacing)



RISE Digital, Harness Racing Australia nor the provider accepts any responsibility for the completeness or accuracy of any of the information contained herein, and makes no representations about its suitability for any particular purpose. Users should make their own judgements about those matters and/or seek independent advice. You assume all risks associated with use of data provided on this page

# Tamworth Race 6 Distance 1980m

Thursday, 12 June 2025

Gross Time: 2:26.10

MileRate: 1:58.70

LeadTime: 26.90s

First Qtr: 30.20s

Second Qtr: 30.00s

Third Qtr: 29.20s


Fourth Qtr: 29.80s

DATA TABLE: 800 / 400 Posi's are position from leader and (how wide the horse was at that position)

No	Horse	Plc	Mar	800 Posi	400 Posi	Time	3rd Qtr	4th Qt
3	Amillion Promises	1	0.0m	6.0m (1)	0.6m (1)	2:26.10	28.80s	29.76s
2	Jeffcoate	2	4.6m	0.0m (0)	0.0m (0)	2:26.46	29.20s	30.14s
7	Longnwindignroad	3	5.6m	9.8m (0)	10.8m (1)	2:26.54	29.28s	29.41s
8	Major Mickey	4	7.5m	9.8m (1)	5.6m (2)	2:26.69	28.89s	29.94s
4	Classic Arc	5	10.0m	13.8m (0)	14.8m (1)	2:26.88	29.28s	29.44s
6	Rainbow Jet	6	12.3m	2.2m (1)	5.8m (1)	2:27.06	29.46s	30.28s
9	Adrenaline Rush	7	15.1m	13.8m (1)	10.8m (2)	2:27.28	28.98s	30.12s
10	Elouisa Dale	8	15.2m	17.8m (1)	15.2m (2)	2:27.29	29.01s	29.80s
1	Just Tommy	9	18.1m	5.4m (0)	9.6m (0)	2:27.51	29.50s	30.43s
5	Bee Seventeen	10	18.4m	21.8m (1)	20.8m (1)	2:27.54	29.13s	29.62s

## Finish Position and metres gained

First Arrow shows distance gain/loss from 2nd Qtr to 3rd Qtr,  
Second Arrow shows distance gain/loss from 3rd Qtr to Finish  
Blue arrow indicates best gain in these quarters.



800

Visual positions in race at 2nd Quarter



400

Visual positions in race at 3rd Quarter



Powered by



Harness Analyser

Sectional Analysis Software

Not just form | Free Trial

[www.facebook.com/PJHarnessRacing](http://www.facebook.com/PJHarnessRacing)



RISE Digital, Harness Racing Australia nor the provider accepts any responsibility for the completeness or accuracy of any of the information contained herein, and makes no representations about its suitability for any particular purpose. Users should make their own judgements about those matters and/or seek independent advice. You assume all risks associated with use of data provided on this page

# Tamworth Race 7 Distance 1980m

Thursday, 12 June 2025


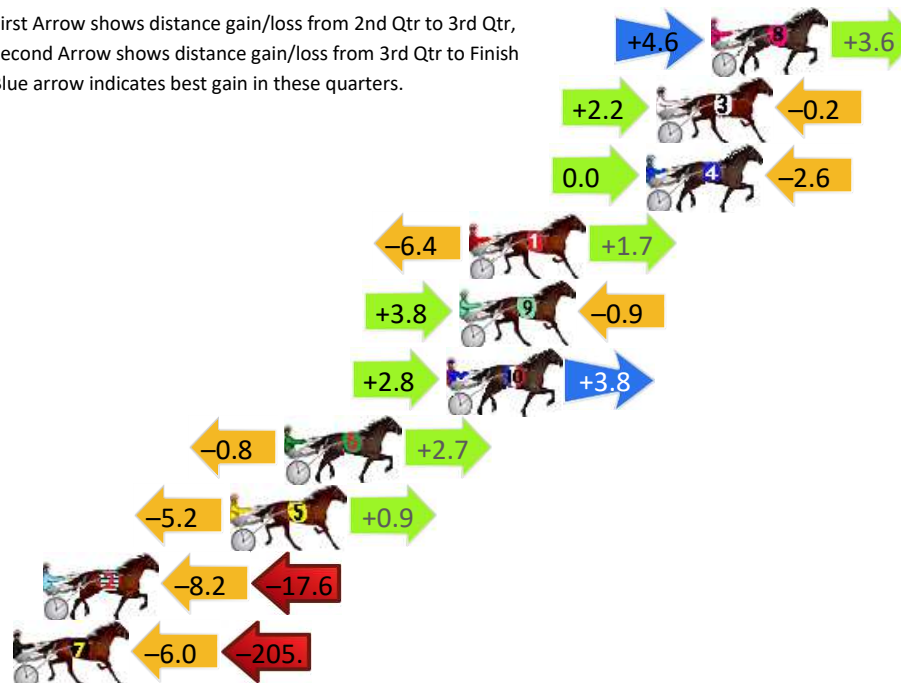
Gross Time: 2:26.80 MileRate: 1:59.30 LeadTime: 27.30s First Qtr: 30.30s Second Qtr: 29.40s Third Qtr: 29.20s Fourth Qtr: 30.60s

DATA TABLE: 800 / 400 Posi's are position from leader and (how wide the horse was at that position)

No	Horse	Plc	Mar	800 Posi	400 Posi	Time	3rd Qtr	4th Qt
8	Threebushelsofoats	1	0.0m	8.2m (1)	3.6m (2)	2:26.80	28.86s	30.33s
3	Next To Me	2	2.2m	4.2m (1)	2.0m (1)	2:26.98	29.04s	30.62s
4	My Rock Moves	3	2.6m	0.0m (1)	0.0m (0)	2:27.01	29.20s	30.80s
1	Dougs Rules	4	9.7m	5.0m (0)	11.4m (1)	2:27.58	29.68s	30.47s
9	Krafty Candy	5	10.1m	13.0m (1)	9.2m (2)	2:27.61	28.92s	30.67s
10	Rose Noire	6	10.6m	17.2m (1)	14.4m (2)	2:27.65	29.00s	30.31s
6	Thomas Royal	7	17.1m	19.0m (0)	19.8m (2)	2:28.17	29.26s	30.39s
5	My Ultimate Hugo	8	19.3m	15.0m (0)	20.2m (1)	2:28.35	29.59s	30.53s
2	Smolenski	9	26.8m	1.0m (0)	9.2m (0)	2:28.95	29.78s	31.94s
7	Whiskey Royale	10	220.5m	9.4m (0)	15.4m (1)	2:44.46	29.29s	46.20s

## Finish Position and metres gained

First Arrow shows distance gain/loss from 2nd Qtr to 3rd Qtr,  
Second Arrow shows distance gain/loss from 3rd Qtr to Finish  
Blue arrow indicates best gain in these quarters.



800

Visual positions in race at 2nd Quarter



400

Visual positions in race at 3rd Quarter



Powered by



Harness Analyser

Sectional Analysis Software

Not just form | Free Trial

[www.facebook.com/PJHarnessRacing](http://www.facebook.com/PJHarnessRacing)



RISE Digital, Harness Racing Australia nor the provider accepts any responsibility for the completeness or accuracy of any of the information contained herein, and makes no representations about its suitability for any particular purpose. Users should make their own judgements about those matters and/or seek independent advice. You assume all risks associated with use of data provided on this page

# Tamworth Race 8 Distance 1609m

Thursday, 12 June 2025

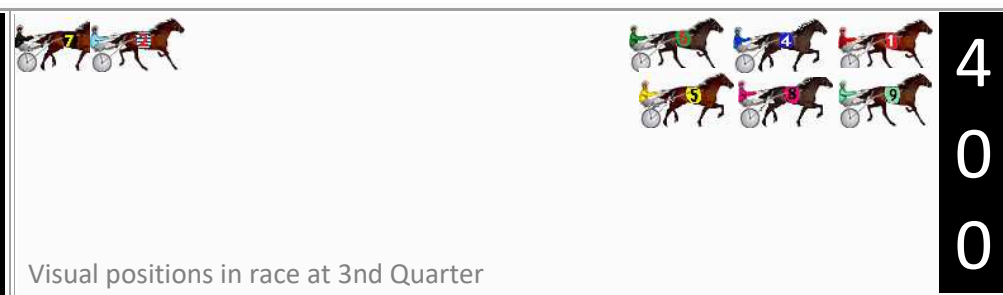
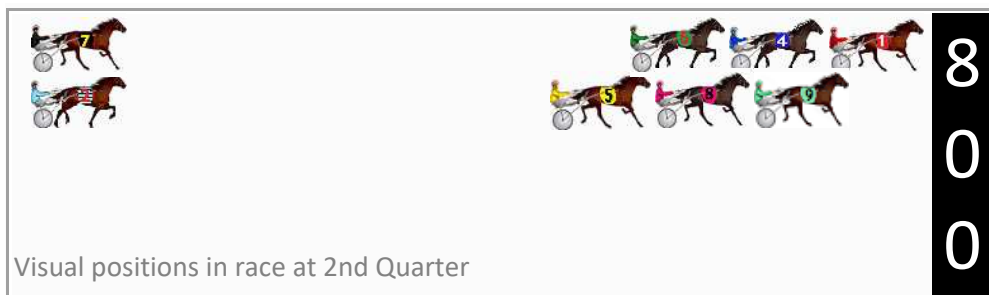
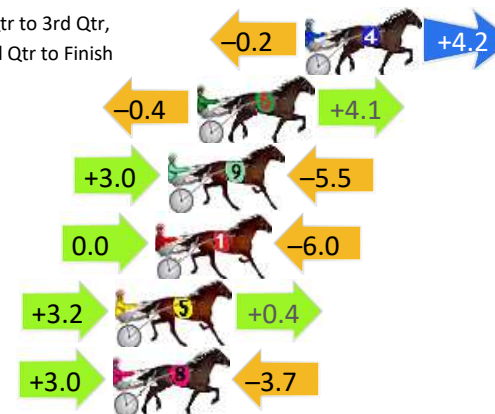
Gross Time: 1:57.80 MileRate: 1:57.80 LeadTime: 0.00s First Qtr: 29.40s Second Qtr: 30.70s Third Qtr: 28.90s Fourth Qtr: 28.80s

DATA TABLE: 800 / 400 Posi's are position from leader and (how wide the horse was at that position)

No	Horse	Plc	Mar	800 Posi	400 Posi	Time	3rd Qtr	4th Qt
4	Racing Paula	1	0.0m	4.0m (0)	4.2m (0)	1:57.80	28.91s	28.50s
6	Escalera	2	4.3m	8.0m (0)	8.4m (0)	1:58.13	28.93s	28.51s
9	Night To Remember	3	5.5m	3.0m (1)	0.0m (1)	1:58.22	28.69s	29.19s
1	Johnson Step	4	6.0m	0.0m (0)	0.0m (0)	1:58.25	28.90s	29.23s
5	Pure Dragon	5	7.6m	11.2m (1)	8.0m (1)	1:58.37	28.67s	28.77s
8	Ashleys Blue Chip	6	7.7m	7.0m (1)	4.0m (1)	1:58.38	28.69s	29.06s
2	Rocket Boy	7	54.7m	35.0m (1)	30.0m (0)	2:01.94	28.54s	30.57s
7	Renrow Lad	8	60.9m	35.0m (0)	45.0m (0)	2:02.40	29.62s	29.94s

## Finish Position and metres gained

First Arrow shows distance gain/loss from 2nd Qtr to 3rd Qtr,  
Second Arrow shows distance gain/loss from 3rd Qtr to Finish  
Blue arrow indicates best gain in these quarters.



# Tamworth Race 9 Distance 1980m

Thursday, 12 June 2025

Gross Time: 2:26.30

MileRate: 1:58.90

LeadTime: 27.20s

First Qtr: 31.80s

Second Qtr: 28.80s

Third Qtr: 28.30s


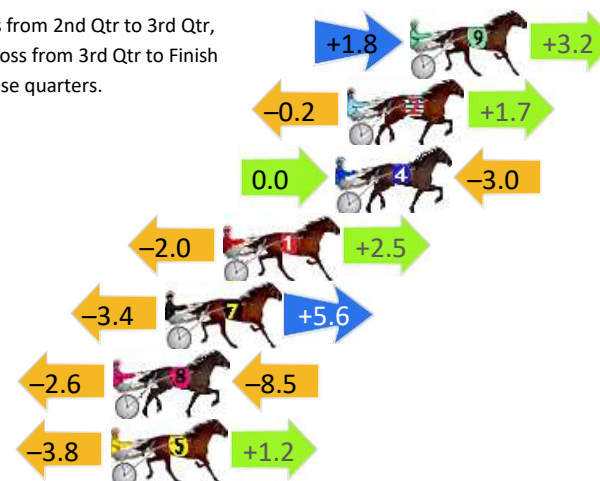
Fourth Qtr: 30.20s

DATA TABLE: 800 / 400 Posi's are position from leader and (how wide the horse was at that position)

NoHorse	Plc	Mar	800 Posi	400 Posi	Time	3rd Qtr	4th Qt
9 Quaddie Vc	1	0.0m	5.0m (1)	3.2m (2)	2:26.30	28.18s	29.96s
2 Annie Crocker	2	2.5m	4.0m (0)	4.2m (0)	2:26.50	28.32s	30.07s
4 Grosso Naso	3	3.0m	0.0m (0)	0.0m (0)	2:26.54	28.29s	30.43s
1 Spirit King	4	7.5m	8.0m (0)	10.0m (0)	2:26.89	28.45s	30.01s
7 Fast Tracker	5	9.8m	12.0m (0)	15.4m (0)	2:27.07	28.56s	29.78s
8 Rock Fisherman	6	11.9m	0.8m (1)	3.4m (1)	2:27.24	28.47s	30.84s
5 Onehandonebounce	7	12.0m	9.4m (1)	13.2m (1)	2:27.25	28.58s	30.11s

## Finish Position and metres gained

First Arrow shows distance gain/loss from 2nd Qtr to 3rd Qtr,  
Second Arrow shows distance gain/loss from 3rd Qtr to Finish  
Blue arrow indicates best gain in these quarters.



800

Visual positions in race at 2nd Quarter



400

Visual positions in race at 3rd Quarter



Powered by



Harness Analyser

Sectional Analysis Software

Not just form | Free Trial

[www.facebook.com/PJHarnessRacing](http://www.facebook.com/PJHarnessRacing)



RISE Digital, Harness Racing Australia nor the provider accepts any responsibility for the completeness or accuracy of any of the information contained herein, and makes no representations about its suitability for any particular purpose. Users should make their own judgements about those matters and/or seek independent advice. You assume all risks associated with use of data provided on this page