

# Menangle Race 1 Distance 1609m

Saturday, 14 June 2025

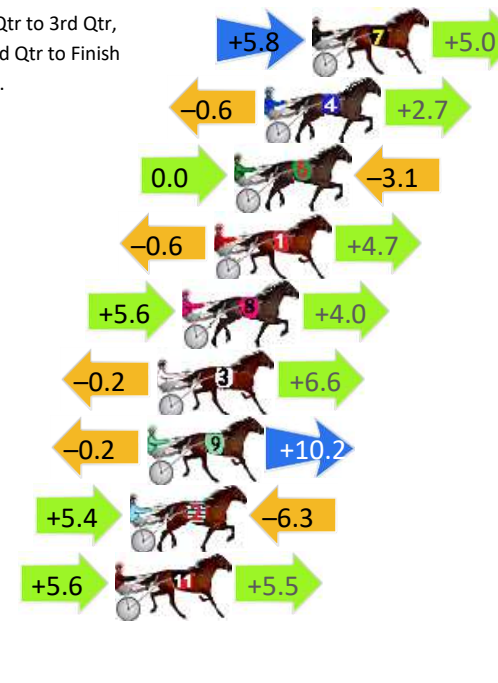
Gross Time: 1:50.90 MileRate: 1:50.90 LeadTime: 0.00s First Qtr: 26.60s Second Qtr: 29.10s Third Qtr: 28.10s Fourth Qtr: 27.10s

DATA TABLE: 800 / 400 Posi's are position from leader and (how wide the horse was at that position)

No	Horse	Plc	Mar	800 Posi	400 Posi	Time	3rd Qtr	4th Qt
7	Horn Player	1	0.0m	10.8m (1)	5.0m (1)	1:50.90	27.70s	26.76s
4	Our Luciano	2	1.9m	4.0m (0)	4.6m (0)	1:51.04	28.14s	26.92s
6	Major Perry	3	3.1m	0.0m (0)	0.0m (0)	1:51.12	28.10s	27.31s
1	Ardens Ace	4	3.9m	8.0m (0)	8.6m (0)	1:51.18	28.14s	26.78s
8	Terry	5	5.2m	14.8m (1)	9.2m (1)	1:51.27	27.71s	26.83s
3	Franco Tyson	6	6.2m	12.6m (0)	12.8m (0)	1:51.34	28.11s	26.66s
9	Roclea Image	7	6.6m	16.6m (0)	16.8m (0)	1:51.37	28.10s	26.41s
2	Jay Ok	8	7.3m	6.4m (1)	1.0m (1)	1:51.42	27.74s	27.52s
11	Montalbano	9	7.9m	19.0m (1)	13.4m (1)	1:51.46	27.71s	26.73s
10	L L Cool J	10	35.4m	20.8m (0)	18.6m (1)	1:53.43	27.97s	28.23s

## Finish Position and metres gained

First Arrow shows distance gain/loss from 2nd Qtr to 3rd Qtr,  
Second Arrow shows distance gain/loss from 3rd Qtr to Finish  
Blue arrow indicates best gain in these quarters.



800

Visual positions in race at 2nd Quarter



400

Visual positions in race at 3rd Quarter



Powered by



Harness Analyser

Sectional Analysis Software

Not just form | Free Trial

[www.facebook.com/PJHarnessRacing](http://www.facebook.com/PJHarnessRacing)



RISE Digital, Harness Racing Australia nor the provider accepts any responsibility for the completeness or accuracy of any of the information contained herein, and makes no representations about its suitability for any particular purpose. Users should make their own judgements about those matters and/or seek independent advice. You assume all risks associated with use of data provided on this page

# Menangle Race 2 Distance 2300m

Saturday, 14 June 2025

Gross Time: 2:44.70

MileRate: 1:55.30

LeadTime: 48.90s

First Qtr: 30.90s

Second Qtr: 30.60s

Third Qtr: 27.90s


Fourth Qtr: 26.40s

DATA TABLE: 800 / 400 Posi's are position from leader and (how wide the horse was at that position)

No	Horse	Plc	Mar	800 Posi	400 Posi	Time	3rd Qtr	4th Qt
10	Hesitate	1	0.0m	0.0m (0)	0.0m (0)	2:44.70	27.90s	26.40s
3	Vite Monet	2	5.9m	4.0m (0)	5.0m (0)	2:45.11	27.97s	26.46s
1	Tomahawk Bart	3	11.6m	8.0m (0)	9.2m (0)	2:45.51	27.99s	26.56s
2	The Metal Flyer	4	13.5m	12.0m (0)	13.4m (0)	2:45.64	27.99s	26.41s
4	Lamandier	5	18.6m	2.8m (1)	4.2m (1)	2:46.00	28.02s	27.35s
8	Boulevardofdreams	6	19.5m	11.4m (1)	13.8m (1)	2:46.06	28.07s	26.77s
6	Guilty Party	7	21.0m	20.0m (0)	21.6m (0)	2:46.16	28.01s	26.36s
5	Port Au Prince	8	21.1m	16.0m (0)	17.4m (0)	2:46.17	28.00s	26.64s
9	Dark Terror	9	25.0m	7.0m (1)	9.8m (1)	2:46.44	28.12s	27.40s
11	Rebounder	10	26.2m	15.6m (1)	17.8m (1)	2:46.52	28.06s	26.95s

## Finish Position and metres gained

First Arrow shows distance gain/loss from 2nd Qtr to 3rd Qtr,  
Second Arrow shows distance gain/loss from 3rd Qtr to Finish  
Blue arrow indicates best gain in these quarters.



800

Visual positions in race at 2nd Quarter



400

Visual positions in race at 3rd Quarter



Powered by



Harness Analyser

Sectional Analysis Software

Not just form | Free Trial

[www.facebook.com/PJHarnessRacing](http://www.facebook.com/PJHarnessRacing)



RISE Digital, Harness Racing Australia nor the provider accepts any responsibility for the completeness or accuracy of any of the information contained herein, and makes no representations about its suitability for any particular purpose. Users should make their own judgements about those matters and/or seek independent advice. You assume all risks associated with use of data provided on this page

# Menangle Race 3 Distance 1609m

Saturday, 14 June 2025


Gross Time: 1:53.20 MileRate: 1:53.20 LeadTime: 0.00s First Qtr: 27.50s Second Qtr: 30.40s Third Qtr: 27.90s Fourth Qtr: 27.50s

DATA TABLE: 800 / 400 Posi's are position from leader and (how wide the horse was at that position)

No	Horse	Plc	Mar	800 Posi	400 Posi	Time	3rd Qtr	4th Qt
2	Alta Sierra	1	0.0m	4.2m (0)	5.2m (0)	1:53.20	27.97s	27.14s
3	Merrywood Tony	2	1.6m	13.2m (0)	14.6m (0)	1:53.32	27.99s	26.61s
4	Miki Be Good	2	1.6m	0.0m (0)	0.0m (0)	1:53.32	27.90s	27.61s
1	Bara Riley	4	3.1m	8.4m (0)	9.2m (0)	1:53.42	27.95s	27.08s
11	Renewal	5	4.4m	17.2m (0)	18.6m (0)	1:53.52	27.99s	26.53s
7	Montefiore	6	6.7m	22.8m (1)	22.0m (2)	1:53.68	27.84s	26.45s
6	Mister Manager	7	8.0m	18.2m (1)	17.4m (2)	1:53.78	27.84s	26.86s
10	Sweetheart Bart	8	8.2m	9.2m (1)	7.0m (1)	1:53.79	27.75s	27.58s
8	Prince Of Peace	9	14.7m	27.2m (1)	26.4m (2)	1:54.26	27.84s	26.70s
5	Play It Cool	10	19.5m	14.0m (1)	13.2m (1)	1:54.61	27.85s	27.93s

## Finish Position and metres gained

First Arrow shows distance gain/loss from 2nd Qtr to 3rd Qtr,  
Second Arrow shows distance gain/loss from 3rd Qtr to Finish  
Blue arrow indicates best gain in these quarters.



Visual positions in race at 2nd Quarter

800



Visual positions in race at 3rd Quarter

400



Powered by



Harness Analyser

Sectional Analysis Software

Not just form | Free Trial

[www.facebook.com/PJHarnessRacing](http://www.facebook.com/PJHarnessRacing)



RISE Digital, Harness Racing Australia nor the provider accepts any responsibility for the completeness or accuracy of any of the information contained herein, and makes no representations about its suitability for any particular purpose. Users should make their own judgements about those matters and/or seek independent advice. You assume all risks associated with use of data provided on this page

# Menangle Race 4 Distance 1609m

Saturday, 14 June 2025



Gross Time: 1:54.30 MileRate: 1:54.30 LeadTime: 0.00s First Qtr: 27.40s Second Qtr: 31.20s Third Qtr: 29.10s Fourth Qtr: 26.60s

DATA TABLE: 800 / 400 Posi's are position from leader and (how wide the horse was at that position)


NoHorse	Plc	Mar	800 Posi	400 Posi	Time	3rd Qtr	4th Qt
6 Dynamitedan	1	0.0m	0.0m (0)	0.0m (0)	1:54.30	29.10s	26.60s
8 A Buck Ten	2	14.2m	11.2m (1)	8.4m (2)	1:55.30	28.92s	26.98s
1 Bellamys Blast	3	24.7m	9.6m (0)	14.0m (0)	1:56.03	29.44s	27.31s
4 Mickeys Run	4	25.5m	6.2m (1)	7.8m (1)	1:56.09	29.27s	27.77s
7 Grumpyshannon	5	30.4m	16.0m (1)	14.4m (2)	1:56.43	29.04s	27.66s
3 My Ultimate Banjo	6	31.2m	13.6m (0)	17.8m (1)	1:56.49	29.43s	27.49s
2 Belfast City	7	35.0m	5.2m (0)	8.4m (0)	1:56.75	29.40s	28.36s
5 Bettor Crunch	8	167.4m	110.0m (0)	135.0m (0)	2:06.04	30.93s	28.74s

## Finish Position and metres gained

First Arrow shows distance gain/loss from 2nd Qtr to 3rd Qtr,  
Second Arrow shows distance gain/loss from 3rd Qtr to Finish  
Blue arrow indicates best gain in these quarters.



Visual positions in race at 2nd Quarter



Visual positions in race at 3rd Quarter



# Menangle Race 5 Distance 1609m

Saturday, 14 June 2025

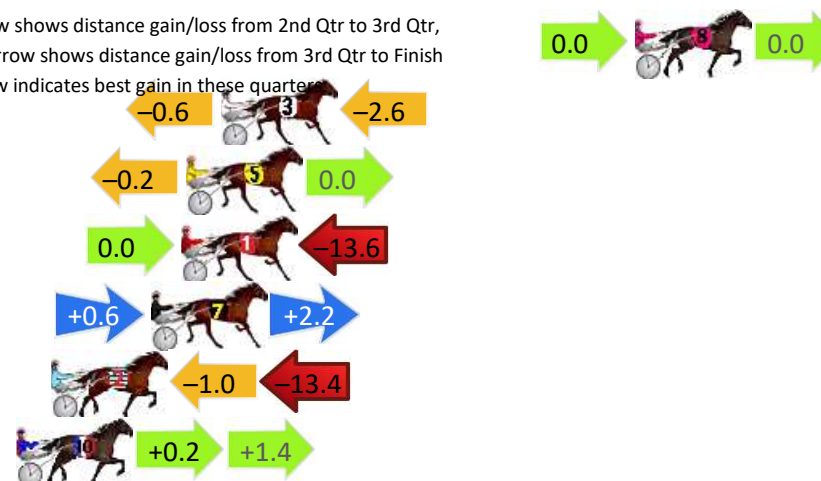
Gross Time: 1:49.60 MileRate: 1:49.60 LeadTime: 0.00s First Qtr: 26.80s Second Qtr: 28.90s Third Qtr: 27.80s Fourth Qtr: 26.10s

DATA TABLE: 800 / 400 Posi's are position from leader and (how wide the horse was at that position)

NoHorse	Plc	Mar	800 Posi	400 Posi	Time	3rd Qtr	4th Qt
8 Don Hugo	1	0.0m	0.0m (0)	0.0m (0)	1:49.60	27.80s	26.10s
3 Beach Ball	2	16.6m	13.4m (0)	14.0m (1)	1:50.74	27.85s	26.27s
5 Captains Knock	3	18.0m	17.8m (0)	18.0m (1)	1:50.84	27.81s	26.10s
1 Captain Ravishing	4	18.2m	4.6m (0)	4.6m (0)	1:50.85	27.83s	26.98s
7 My Moonlite Dream	5	19.4m	22.2m (0)	21.6m (0)	1:50.94	27.76s	25.96s
2 Kanena Provlima	6	23.4m	9.0m (0)	10.0m (0)	1:51.21	27.90s	26.97s
10 Dom Toretto	7	24.8m	26.4m (0)	26.2m (0)	1:51.31	27.78s	26.01s

## Finish Position and metres gained

First Arrow shows distance gain/loss from 2nd Qtr to 3rd Qtr,  
Second Arrow shows distance gain/loss from 3rd Qtr to Finish  
Blue arrow indicates best gain in these quarters



800

Visual positions in race at 2nd Quarter



400

Visual positions in race at 3rd Quarter



Powered by



Harness Analyser

Sectional Analysis Software

Not just form | Free Trial

[www.facebook.com/PJHarnessRacing](http://www.facebook.com/PJHarnessRacing)



RISE Digital, Harness Racing Australia nor the provider accepts any responsibility for the completeness or accuracy of any of the information contained herein, and makes no representations about its suitability for any particular purpose. Users should make their own judgements about those matters and/or seek independent advice. You assume all risks associated with use of data provided on this page

# Menangle Race 6 Distance 1609m

Saturday, 14 June 2025

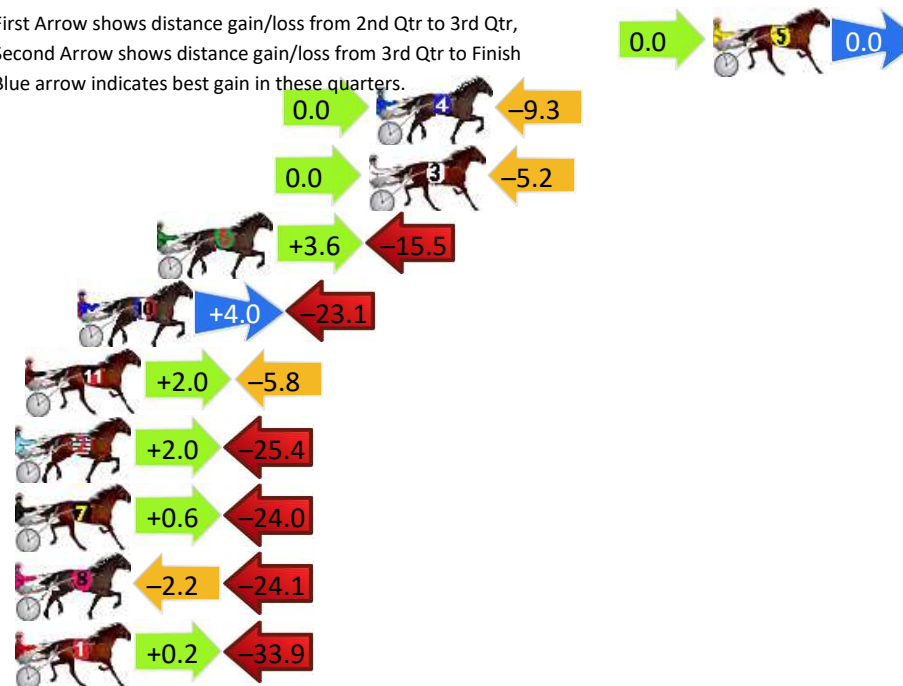
Gross Time: 1:55.40 MileRate: 1:55.40 LeadTime: 0.00s First Qtr: 28.00s Second Qtr: 30.80s Third Qtr: 29.30s Fourth Qtr: 27.30s

DATA TABLE: 800 / 400 Posi's are position from leader and (how wide the horse was at that position)

No	Horse	Plc	Mar	800 Posi	400 Posi	Time	3rd Qtr	4th Qt
5	Bettors Creation	1	0.0m	0.0m (0)	0.0m (0)	1:55.40	29.30s	27.30s
4	Myras Mint	2	13.5m	4.2m (0)	4.2m (0)	1:56.37	29.32s	27.93s
3	Im No Stranger	3	13.8m	8.6m (0)	8.6m (0)	1:56.39	29.31s	27.65s
6	Rubateeki	4	22.3m	10.4m (1)	6.8m (1)	1:57.00	29.09s	28.35s
10	Impermissible	5	25.5m	6.4m (1)	2.4m (1)	1:57.23	29.08s	28.87s
11	Mira Domina	6	27.6m	23.8m (1)	21.8m (1)	1:57.38	29.17s	27.69s
2	Vinnies Hope	7	37.4m	14.0m (1)	12.0m (1)	1:58.09	29.22s	29.02s
7	Alittlebitofsuga	8	41.8m	18.4m (1)	17.8m (1)	1:58.40	29.32s	28.93s
8	Cindyloushannon	9	45.5m	19.2m (0)	21.4m (0)	1:58.67	29.51s	28.94s
1	Sierra Mist	10	47.5m	13.8m (0)	13.6m (0)	1:58.81	29.37s	29.60s

## Finish Position and metres gained

First Arrow shows distance gain/loss from 2nd Qtr to 3rd Qtr,  
Second Arrow shows distance gain/loss from 3rd Qtr to Finish  
Blue arrow indicates best gain in these quarters.



Visual positions in race at 2nd Quarter



Visual positions in race at 3rd Quarter

# Menangle Race 7 Distance 1609m

Saturday, 14 June 2025

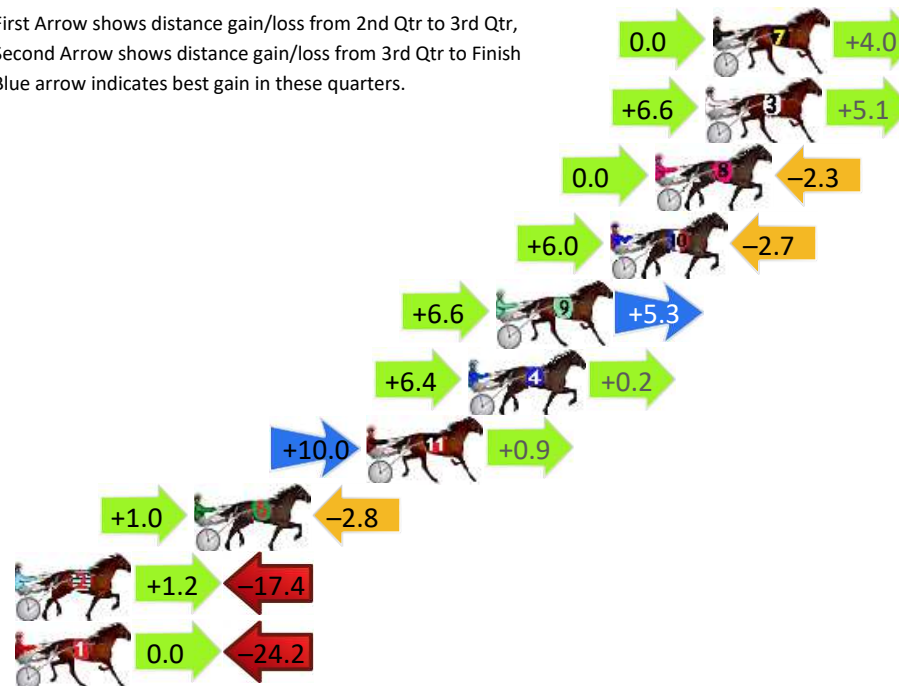
Gross Time: 1:52.30 MileRate: 1:52.30 LeadTime: 0.00s First Qtr: 27.20s Second Qtr: 29.30s Third Qtr: 28.20s Fourth Qtr: 27.60s

DATA TABLE: 800 / 400 Posi's are position from leader and (how wide the horse was at that position)

No	Horse	Plc	Mar	800 Posi	400 Posi	Time	3rd Qtr	4th Qt
7	My Crackling Rosie	1	0.0m	4.0m (0)	4.0m (0)	1:52.30	28.20s	27.33s
3	Missaudacious	2	0.3m	12.0m (1)	5.4m (1)	1:52.32	27.74s	27.25s
8	Maria Allegonda	3	2.3m	0.0m (0)	0.0m (0)	1:52.47	28.20s	27.76s
10	Twilight Heaven	4	4.1m	7.4m (1)	1.4m (1)	1:52.60	27.79s	27.79s
9	Ideal In Dreams	5	8.7m	20.6m (1)	14.0m (1)	1:52.93	27.74s	27.24s
4	Zenxena	6	9.8m	16.4m (1)	10.0m (1)	1:53.01	27.76s	27.59s
11	Le Twist	7	13.9m	24.8m (1)	14.8m (2)	1:53.31	27.51s	27.54s
6	No Dramas	8	20.8m	19.0m (0)	18.0m (1)	1:53.81	28.13s	27.79s
2	Lennys Angel	9	31.2m	15.0m (0)	13.8m (0)	1:54.57	28.13s	28.79s
1	Samkerr	10	32.4m	8.2m (0)	8.2m (0)	1:54.65	28.22s	29.26s

## Finish Position and metres gained

First Arrow shows distance gain/loss from 2nd Qtr to 3rd Qtr,  
Second Arrow shows distance gain/loss from 3rd Qtr to Finish  
Blue arrow indicates best gain in these quarters.



800

Visual positions in race at 2nd Quarter



400

Visual positions in race at 3rd Quarter



Powered by



Harness Analyser

Sectional Analysis Software

Not just form | Free Trial

[www.facebook.com/PJHarnessRacing](http://www.facebook.com/PJHarnessRacing)



RISE Digital, Harness Racing Australia nor the provider accepts any responsibility for the completeness or accuracy of any of the information contained herein, and makes no representations about its suitability for any particular purpose. Users should make their own judgements about those matters and/or seek independent advice. You assume all risks associated with use of data provided on this page

# Menangle Race 8 Distance 2300m

Saturday, 14 June 2025

Gross Time: 2:50.90

MileRate: 1:59.60

LeadTime: 50.60s

First Qtr: 31.80s

Second Qtr: 30.80s

Third Qtr: 28.90s




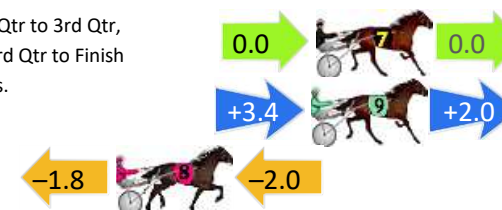
Fourth Qtr: 28.80s

DATA TABLE: 800 / 400 Posi's are position from leader and (how wide the horse was at that position)

No	Horse	Plc	Mar	800 Posi	400 Posi	Time	3rd Qtr	4th Qt
7	Miss Ohana	1	0.0m	0.0m (0)	0.0m (0)	2:50.90	28.90s	28.80s
9	Lotus Louise	2	0.2m	5.6m (1)	2.2m (1)	2:50.92	28.66s	28.66s
8	San Juan Mountain	3	8.0m	4.2m (0)	6.0m (0)	2:51.50	29.03s	28.94s
1	Kennys Son	4	28.0m	8.4m (0)	12.4m (0)	2:53.02	29.19s	29.92s
10	Majestic Funds	5	46.5m	16.8m (0)	23.6m (0)	2:54.42	29.39s	30.44s
2	Jackies Gift	6	68.8m	12.2m (1)	16.8m (1)	2:56.10	29.24s	32.52s
12	Monty Monte	7	105.8m	75.0m (0)	85.0m (0)	2:58.90	29.62s	30.29s
4	Ziping Volstead	8	107.1m	76.0m (1)	86.0m (1)	2:59.00	29.62s	30.31s
5	Oria	9	219.0m	170.0m (0)	190.0m (0)	3:07.46	30.34s	30.88s
11	Majorette	10	240.3m	180.0m (0)	210.0m (0)	3:09.07	31.06s	30.97s

## Finish Position and metres gained

First Arrow shows distance gain/loss from 2nd Qtr to 3rd Qtr,  
Second Arrow shows distance gain/loss from 3rd Qtr to Finish  
Blue arrow indicates best gain in these quarters.





# Menangle Race 9 Distance 1609m

Saturday, 14 June 2025

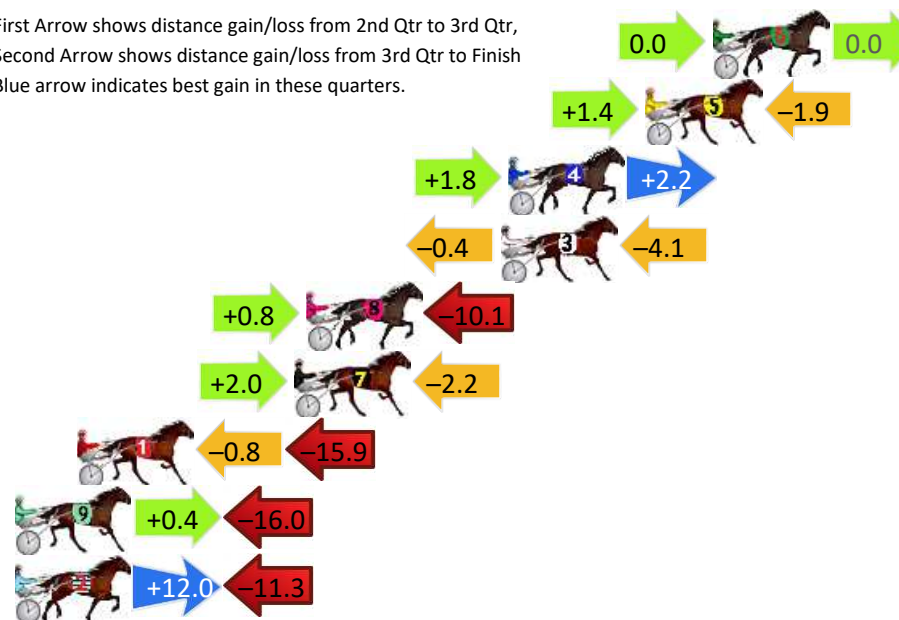
Gross Time: 1:55.50 MileRate: 1:55.50 LeadTime: 0.00s First Qtr: 28.50s Second Qtr: 30.10s Third Qtr: 29.30s Fourth Qtr: 27.60s

DATA TABLE: 800 / 400 Posi's are position from leader and (how wide the horse was at that position)

No	Horse	Plc	Mar	800 Posi	400 Posi	Time	3rd Qtr	4th Qt
6	Constantinople	1	0.0m	0.0m (0)	0.0m (0)	1:55.50	29.30s	27.60s
5	London To A Brick	2	2.7m	2.2m (1)	0.8m (1)	1:55.70	29.20s	27.73s
4	Toro Stride	3	8.2m	12.2m (1)	10.4m (1)	1:56.10	29.17s	27.45s
3	Sunny Gee	4	8.5m	4.0m (0)	4.4m (0)	1:56.12	29.34s	27.88s
8	Rakero Blaze	5	16.3m	7.0m (1)	6.2m (1)	1:56.68	29.26s	28.29s
7	Top Of The Moment	6	16.8m	16.6m (1)	14.6m (1)	1:56.72	29.16s	27.75s
1	G O A T	7	25.5m	8.8m (0)	9.6m (0)	1:57.35	29.39s	28.69s
9	Speedy Lover	8	30.0m	14.4m (0)	14.0m (0)	1:57.68	29.31s	28.70s
2	Valtino	9	30.3m	31.0m (0)	19.0m (0)	1:57.70	28.48s	28.38s

## Finish Position and metres gained

First Arrow shows distance gain/loss from 2nd Qtr to 3rd Qtr,  
Second Arrow shows distance gain/loss from 3rd Qtr to Finish  
Blue arrow indicates best gain in these quarters.



800

Visual positions in race at 2nd Quarter



400

Visual positions in race at 3rd Quarter

