

Newcastle Race 1 Distance 1609m

Monday, 16 June 2025

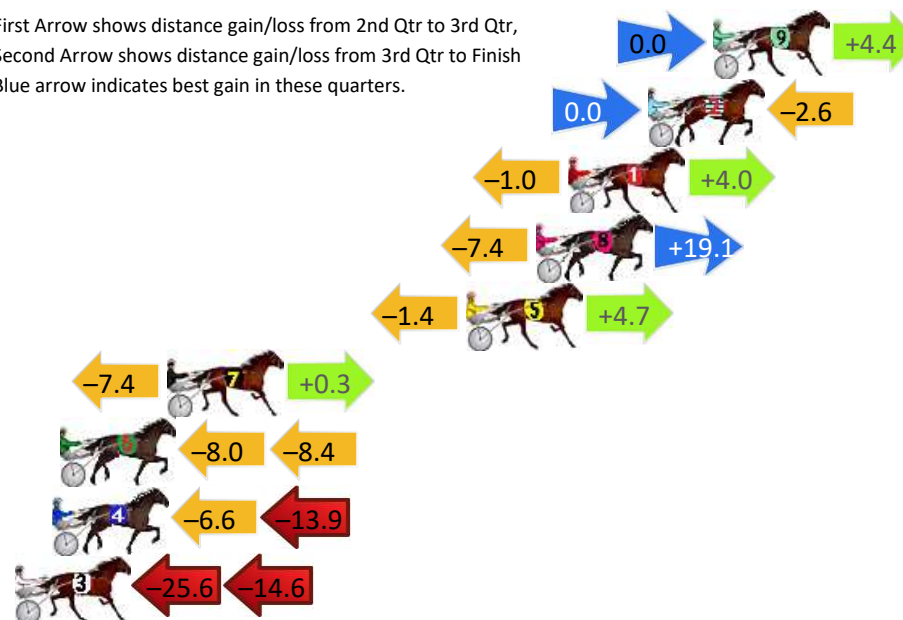
Gross Time: 1:56.60 MileRate: 1:56.60 LeadTime: 0.00s First Qtr: 27.70s Second Qtr: 29.20s Third Qtr: 28.80s Fourth Qtr: 30.90s

DATA TABLE: 800 / 400 Posi's are position from leader and (how wide the horse was at that position)

No	Horse	Plc	Mar	800 Posi	400 Posi	Time	3rd Qtr	4th Qt
9	Brexitt	1	0.0m	4.4m (0)	4.4m (0)	1:56.60	28.81s	30.56s
2	Carolstdiamond	2	2.6m	0.0m (0)	0.0m (0)	1:56.81	28.79s	31.10s
1	Noworries	3	5.8m	8.8m (0)	9.8m (0)	1:57.07	28.88s	30.59s
8	Wallaroy Boy	4	7.1m	18.8m (1)	26.2m (1)	1:57.17	29.40s	29.43s
5	Glenn Ford	5	9.9m	13.2m (0)	14.6m (0)	1:57.40	28.92s	30.54s
7	Artful Babe	6	21.9m	14.8m (1)	22.2m (1)	1:58.37	29.35s	30.88s
6	Ollie One Shot	7	26.2m	9.8m (1)	17.8m (1)	1:58.72	29.37s	31.55s
4	Robyn Taylor	8	26.5m	6.0m (1)	12.6m (1)	1:58.74	29.25s	31.97s
3	Gozo Courage	9	42.2m	2.0m (1)	27.6m (2)	2:00.01	30.66s	32.02s

Finish Position and metres gained

First Arrow shows distance gain/loss from 2nd Qtr to 3rd Qtr, Second Arrow shows distance gain/loss from 3rd Qtr to Finish Blue arrow indicates best gain in these quarters.



800

Visual positions in race at 2nd Quarter



400

Visual positions in race at 3rd Quarter



Powered by



Harness Analyser

Sectional Analysis Software

Not just form | Free Trial

www.facebook.com/PJHarnessRacing



RISE Digital, Harness Racing Australia nor the provider accepts any responsibility for the completeness or accuracy of any of the information contained herein, and makes no representations about its suitability for any particular purpose. Users should make their own judgements about those matters and/or seek independent advice. You assume all risks associated with use of data provided on this page

Newcastle Race 2 Distance 1609m

Monday, 16 June 2025



Gross Time: 1:56.40 MileRate: 1:56.40 LeadTime: 0.00s First Qtr: 28.70s Second Qtr: 30.50s Third Qtr: 28.40s Fourth Qtr: 28.80s

DATA TABLE: 800 / 400 Posi's are position from leader and (how wide the horse was at that position)

NoHorse	Plc	Mar	800 Posi	400 Posi	Time	3rd Qtr	4th Qt
4 Gunfightersghost	1	0.0m	0.0m (0)	0.0m (0)	1:56.40	28.40s	28.80s
8 Bettor Be Lucky	2	10.4m	7.2m (1)	8.2m (1)	1:57.19	28.47s	28.96s
1 Hasler	3	12.4m	4.2m (0)	4.4m (0)	1:57.34	28.41s	29.37s
2 Major Doodle	4	13.8m	11.4m (1)	12.2m (1)	1:57.44	28.46s	28.91s
5 Eyes Been Patient	5	14.2m	17.8m (0)	21.6m (1)	1:57.47	28.67s	28.27s
7 Summer Rockstar	6	16.9m	3.2m (1)	4.2m (1)	1:57.68	28.46s	29.71s
9 Polish Prince	7	23.0m	8.6m (0)	9.4m (0)	1:58.14	28.45s	29.77s
3 Our Lucille	8	23.0m	16.4m (1)	17.2m (1)	1:58.14	28.45s	29.22s
6 Torque Like A Lady	9	57.3m	13.4m (0)	19.8m (0)	2:00.73	28.84s	31.48s

Finish Position and metres gained

First Arrow shows distance gain/loss from 2nd Qtr to 3rd Qtr,
Second Arrow shows distance gain/loss from 3rd Qtr to Finish
Blue arrow indicates best gain in these quarters.



800

Visual positions in race at 2nd Quarter



400

Visual positions in race at 3rd Quarter



Powered by



Harness Analyser

Sectional Analysis Software

Not just form | Free Trial

www.facebook.com/PJHarnessRacing



RISE Digital, Harness Racing Australia nor the provider accepts any responsibility for the completeness or accuracy of any of the information contained herein, and makes no representations about its suitability for any particular purpose. Users should make their own judgements about those matters and/or seek independent advice. You assume all risks associated with use of data provided on this page

Newcastle Race 3 Distance 1609m

Monday, 16 June 2025


Gross Time: 1:55.40 MileRate: 1:55.40 LeadTime: 0.00s First Qtr: 27.50s Second Qtr: 30.40s Third Qtr: 28.70s Fourth Qtr: 28.80s

DATA TABLE: 800 / 400 Posi's are position from leader and (how wide the horse was at that position)

No	Horse	Plc	Mar	800 Posi	400 Posi	Time	3rd Qtr	4th Qt
4	Lucky Rictor	1	0.0m	4.6m (0)	4.6m (0)	1:55.40	28.70s	28.47s
2	Ire Of The Dragon	2	1.5m	3.8m (1)	2.2m (1)	1:55.51	28.59s	28.75s
6	Double Lines	3	2.6m	9.0m (0)	9.2m (0)	1:55.60	28.72s	28.33s
1	Bring Your Best	4	5.6m	0.0m (0)	0.0m (0)	1:55.82	28.70s	29.20s
7	War Western	5	7.1m	12.2m (1)	10.2m (2)	1:55.94	28.56s	28.58s
3	Peppercorn Barry	6	11.7m	8.0m (1)	8.4m (1)	1:56.28	28.73s	29.04s
8	The Maldives	7	13.5m	16.2m (1)	15.4m (2)	1:56.42	28.64s	28.66s
5	Sir Candy Cloud	8	18.4m	20.4m (1)	19.0m (0)	1:56.79	28.60s	28.76s

Finish Position and metres gained

First Arrow shows distance gain/loss from 2nd Qtr to 3rd Qtr,
Second Arrow shows distance gain/loss from 3rd Qtr to Finish
Blue arrow indicates best gain in these quarters.



800

Visual positions in race at 2nd Quarter



400

Visual positions in race at 3rd Quarter



Powered by



Harness Analyser

Sectional Analysis Software

Not just form | Free Trial

www.facebook.com/PJHarnessRacing



RISE Digital, Harness Racing Australia nor the provider accepts any responsibility for the completeness or accuracy of any of the information contained herein, and makes no representations about its suitability for any particular purpose. Users should make their own judgements about those matters and/or seek independent advice. You assume all risks associated with use of data provided on this page

Newcastle Race 4 Distance 1609m

Monday, 16 June 2025

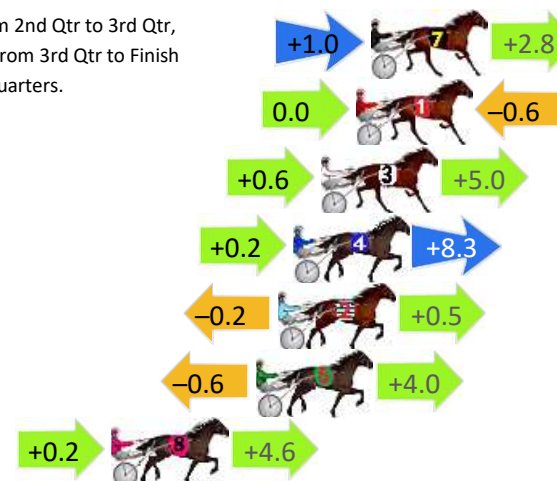
Gross Time: 1:57.50 MileRate: 1:57.50 LeadTime: 0.00s First Qtr: 29.10s Second Qtr: 30.50s Third Qtr: 29.30s Fourth Qtr: 28.60s

DATA TABLE: 800 / 400 Posi's are position from leader and (how wide the horse was at that position)

NoHorse	Plc	Mar	800 Posi	400 Posi	Time	3rd Qtr	4th Qt
7 Grosestar	1	0.0m	3.8m (1)	2.8m (1)	1:57.50	29.23s	28.40s
1 Magic Shoos	2	0.6m	0.0m (0)	0.0m (0)	1:57.55	29.30s	28.64s
3 Jacks Up	3	2.0m	7.6m (1)	7.0m (1)	1:57.65	29.25s	28.24s
4 Tough Talks	4	3.1m	11.6m (1)	11.4m (1)	1:57.73	29.28s	28.01s
2 Bettathanmozarella	5	3.7m	4.0m (0)	4.2m (0)	1:57.78	29.31s	28.56s
6 Slingshot	6	4.6m	8.0m (0)	8.6m (0)	1:57.85	29.34s	28.32s
8 Franco Storm	7	10.4m	15.2m (1)	15.0m (0)	1:58.28	29.28s	28.27s

Finish Position and metres gained

First Arrow shows distance gain/loss from 2nd Qtr to 3rd Qtr,
Second Arrow shows distance gain/loss from 3rd Qtr to Finish
Blue arrow indicates best gain in these quarters.



800

Visual positions in race at 2nd Quarter



400

Visual positions in race at 3rd Quarter



Powered by



Harness Analyser

Sectional Analysis Software

Not just form | Free Trial

www.facebook.com/PJHarnessRacing



RISE Digital, Harness Racing Australia nor the provider accepts any responsibility for the completeness or accuracy of any of the information contained herein, and makes no representations about its suitability for any particular purpose. Users should make their own judgements about those matters and/or seek independent advice. You assume all risks associated with use of data provided on this page

Newcastle Race 5 Distance 1609m

Monday, 16 June 2025



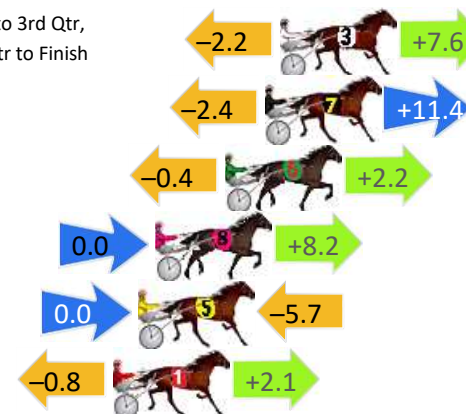
Gross Time: 1:55.00 MileRate: 1:55.00 LeadTime: 0.00s First Qtr: 28.10s Second Qtr: 28.90s Third Qtr: 28.50s Fourth Qtr: 29.50s

DATA TABLE: 800 / 400 Posi's are position from leader and (how wide the horse was at that position)

NoHorse	Plc	Mar	800 Posi	400 Posi	Time	3rd Qtr	4th Qt
3 My Lady Sarah	1	0.0m	5.4m (1)	7.6m (2)	1:55.00	28.67s	28.94s
7 Watch Me React	2	0.6m	9.6m (1)	12.0m (2)	1:55.05	28.69s	28.66s
6 Fleur Bella	3	2.2m	4.0m (0)	4.4m (0)	1:55.17	28.53s	29.34s
8 Errol Fin	4	5.0m	13.2m (0)	13.2m (0)	1:55.39	28.51s	28.90s
5 Shadow Eclipse	5	5.7m	0.0m (0)	0.0m (0)	1:55.44	28.49s	29.92s
1 Driving Miss Molly	6	6.7m	8.0m (0)	8.8m (0)	1:55.52	28.56s	29.35s
2 Be Good Benny	7	32.1m	1.6m (1)	9.4m (1)	1:57.48	29.03s	31.16s

Finish Position and metres gained

First Arrow shows distance gain/loss from 2nd Qtr to 3rd Qtr,
Second Arrow shows distance gain/loss from 3rd Qtr to Finish
Blue arrow indicates best gain in these quarters.



Newcastle Race 6 Distance 1609m

Monday, 16 June 2025

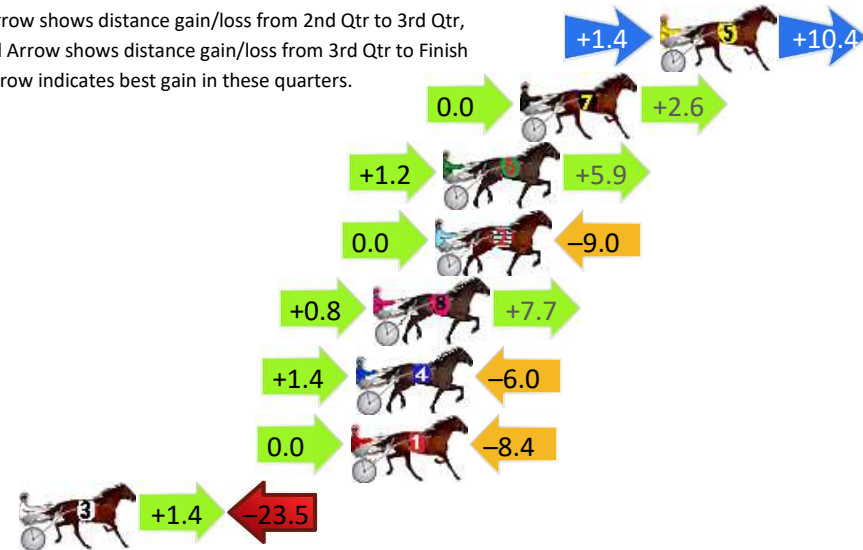
Gross Time: 1:55.50 MileRate: 1:55.50 LeadTime: 0.00s First Qtr: 28.10s Second Qtr: 30.10s Third Qtr: 28.60s Fourth Qtr: 28.70s

DATA TABLE: 800 / 400 Posi's are position from leader and (how wide the horse was at that position)

NoHorse	Plc	Mar	800 Posi	400 Posi	Time	3rd Qtr	4th Qt
5 Karaoke King	1	0.0m	11.8m (1)	10.4m (1)	1:55.50	28.50s	27.96s
7 Cheddar Valley	2	5.6m	8.2m (0)	8.2m (0)	1:55.92	28.60s	28.51s
6 Stick Man	3	8.7m	15.8m (1)	14.6m (1)	1:56.16	28.52s	28.28s
2 Captain Dorian	4	9.0m	0.0m (0)	0.0m (0)	1:56.18	28.60s	29.34s
8 Jeffcoate	5	11.5m	20.0m (1)	19.2m (1)	1:56.37	28.54s	28.15s
4 Chlobro	6	12.2m	7.6m (1)	6.2m (1)	1:56.42	28.50s	29.13s
1 Deecee Rockin	7	12.4m	4.0m (0)	4.0m (0)	1:56.43	28.60s	29.30s
3 Frankiromar	8	25.7m	3.6m (1)	2.2m (1)	1:57.44	28.50s	30.38s

Finish Position and metres gained

First Arrow shows distance gain/loss from 2nd Qtr to 3rd Qtr,
Second Arrow shows distance gain/loss from 3rd Qtr to Finish
Blue arrow indicates best gain in these quarters.



800

Visual positions in race at 2nd Quarter



400

Visual positions in race at 3rd Quarter



Powered by



Harness Analyser

Sectional Analysis Software

Not just form | Free Trial

www.facebook.com/PJHarnessRacing



RISE Digital, Harness Racing Australia nor the provider accepts any responsibility for the completeness or accuracy of any of the information contained herein, and makes no representations about its suitability for any particular purpose. Users should make their own judgements about those matters and/or seek independent advice. You assume all risks associated with use of data provided on this page

Newcastle Race 7 Distance 1609m

Monday, 16 June 2025


Gross Time: 1:55.60 MileRate: 1:55.60 LeadTime: 0.00s First Qtr: 28.80s Second Qtr: 30.70s Third Qtr: 28.00s Fourth Qtr: 28.10s

DATA TABLE: 800 / 400 Posi's are position from leader and (how wide the horse was at that position)

No	Horse	Plc	Mar	800 Posi	400 Posi	Time	3rd Qtr	4th Qt
6	Major Mickey	1	0.0m	14.6m (1)	11.8m (1)	1:55.60	27.81s	27.28s
1	Longnwindignroad	2	7.5m	0.0m (0)	0.0m (0)	1:56.15	28.00s	28.62s
8	Yesnomaybeso	3	7.6m	18.4m (1)	15.8m (1)	1:56.16	27.82s	27.53s
7	Johnson Step	4	8.8m	4.2m (0)	4.2m (0)	1:56.25	28.00s	28.42s
5	Nifty Studleigh	5	8.9m	10.6m (1)	8.0m (1)	1:56.26	27.82s	28.16s
2	Hidden Delight	6	12.0m	6.8m (1)	3.8m (1)	1:56.49	27.79s	28.67s
4	Magic Matteo	7	12.5m	8.4m (0)	8.2m (0)	1:56.52	27.99s	28.40s
3	Mullum Roxy	8	33.3m	12.8m (0)	14.4m (0)	1:58.06	28.11s	29.42s

Finish Position and metres gained

First Arrow shows distance gain/loss from 2nd Qtr to 3rd Qtr,
Second Arrow shows distance gain/loss from 3rd Qtr to Finish
Blue arrow indicates best gain in these quarters.



800

Visual positions in race at 2nd Quarter



400

Visual positions in race at 3rd Quarter



Powered by



Harness Analyser

Sectional Analysis Software

Not just form | Free Trial

www.facebook.com/PJHarnessRacing



RISE Digital, Harness Racing Australia nor the provider accepts any responsibility for the completeness or accuracy of any of the information contained herein, and makes no representations about its suitability for any particular purpose. Users should make their own judgements about those matters and/or seek independent advice. You assume all risks associated with use of data provided on this page