

Menangle Race 1 Distance 1609m

Tuesday, 17 June 2025

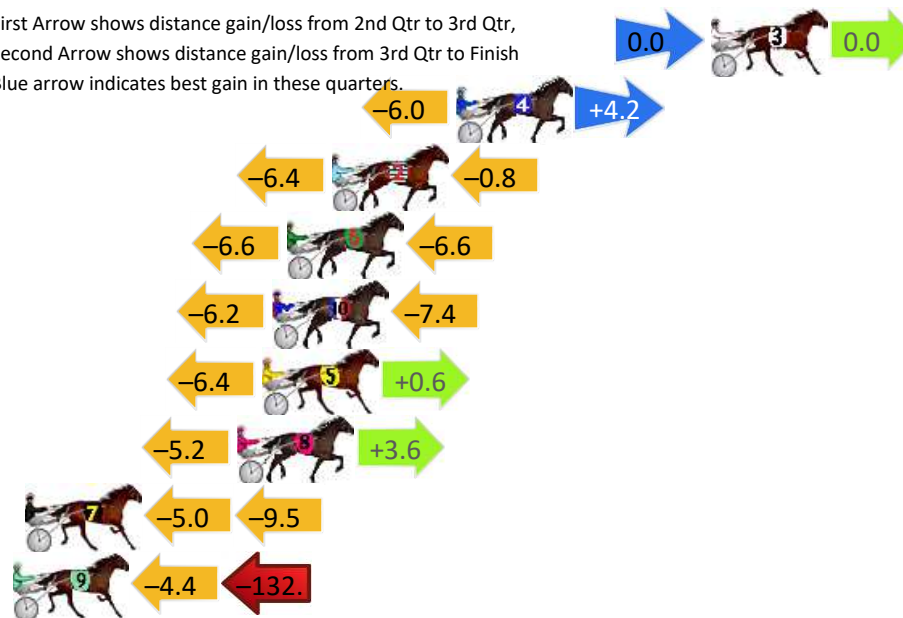
Gross Time: 1:56.80 MileRate: 1:56.80 LeadTime: 0.00s First Qtr: 28.30s Second Qtr: 30.60s Third Qtr: 29.20s Fourth Qtr: 28.70s

DATA TABLE: 800 / 400 Posi's are position from leader and (how wide the horse was at that position)

No	Horse	Plc	Mar	800 Posi	400 Posi	Time	3rd Qtr	4th Qt
3	Cee Are Seven	1	0.0m	0.0m (0)	0.0m (0)	1:56.80	29.20s	28.70s
4	Ewing	2	10.2m	8.4m (1)	14.4m (1)	1:57.57	29.63s	28.40s
2	Nothing I Want	3	15.2m	8.0m (0)	14.4m (0)	1:57.95	29.66s	28.76s
6	Itz Trixton Time	4	17.0m	3.8m (1)	10.4m (1)	1:58.08	29.68s	29.17s
10	Rioterra	5	17.6m	4.0m (0)	10.2m (0)	1:58.13	29.65s	29.23s
5	Onawingandaprayer	6	18.0m	12.2m (0)	18.6m (0)	1:58.16	29.66s	28.66s
8	Aladdin Sane	7	19.0m	17.4m (1)	22.6m (2)	1:58.23	29.57s	28.44s
7	One Pinevale Hill	8	27.5m	13.0m (1)	18.0m (2)	1:58.87	29.57s	29.38s
9	Fonda Rhonda	9	155.2m	18.6m (0)	23.0m (0)	2:08.49	29.60s	38.13s

Finish Position and metres gained

First Arrow shows distance gain/loss from 2nd Qtr to 3rd Qtr,
Second Arrow shows distance gain/loss from 3rd Qtr to Finish
Blue arrow indicates best gain in these quarters.



800

Visual positions in race at 2nd Quarter



400

Visual positions in race at 3rd Quarter

Menangle Race 2 Distance 1609m

Tuesday, 17 June 2025



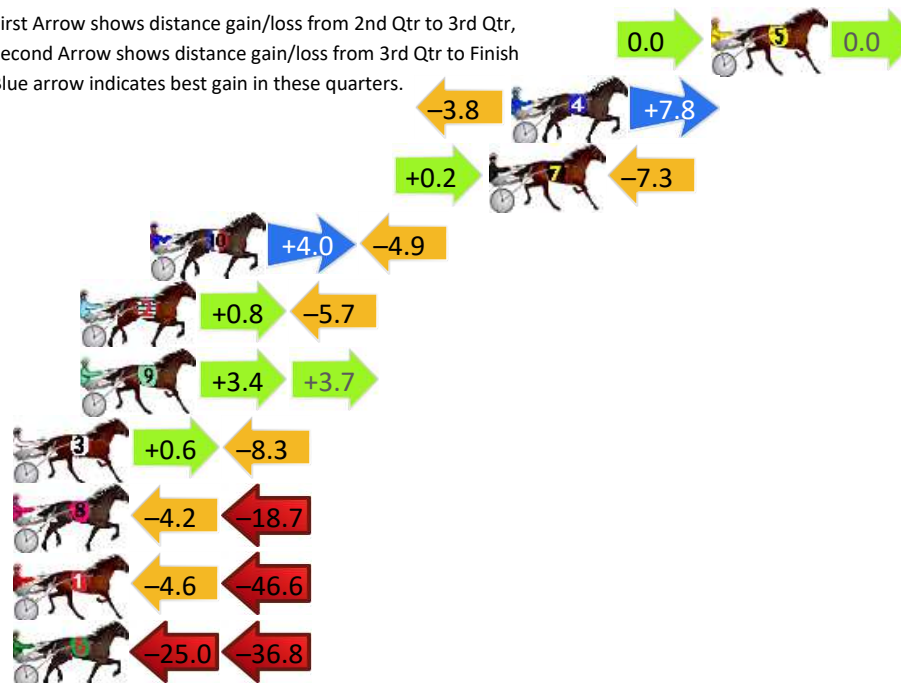
Gross Time: 1:55.40 MileRate: 1:55.40 LeadTime: 0.00s First Qtr: 27.70s Second Qtr: 28.80s Third Qtr: 29.10s Fourth Qtr: 29.80s

DATA TABLE: 800 / 400 Posi's are position from leader and (how wide the horse was at that position)

No	Horse	Plc	Mar	800 Posi	400 Posi	Time	3rd Qtr	4th Qt
5	Oh Nova Love	1	0.0m	0.0m (0)	0.0m (0)	1:55.40	29.10s	29.80s
4	Prohibited Love	2	8.0m	12.0m (0)	15.8m (1)	1:56.02	29.38s	29.22s
7	Macho Man	3	8.9m	1.8m (1)	1.6m (1)	1:56.09	29.08s	30.34s
10	Jungle Eyes	4	22.5m	21.6m (2)	17.6m (3)	1:57.16	28.80s	30.16s
2	Valley Star	5	25.3m	20.4m (0)	19.6m (0)	1:57.38	29.04s	30.22s
9	Hes A Hammer	6	25.3m	32.4m (0)	29.0m (1)	1:57.38	28.85s	29.53s
3	Gunner	7	29.7m	22.0m (1)	21.4m (1)	1:57.72	29.05s	30.41s
8	Aldebaran Jensen	8	35.9m	13.0m (1)	17.2m (2)	1:58.20	29.39s	31.19s
1	We Can Have It All	9	58.6m	7.4m (0)	12.0m (0)	1:59.98	29.40s	33.25s
6	Affaire De Cover	10	136.8m	75.0m (0)	100.0m (0)	2:06.08	30.90s	32.53s

Finish Position and metres gained

First Arrow shows distance gain/loss from 2nd Qtr to 3rd Qtr,
Second Arrow shows distance gain/loss from 3rd Qtr to Finish
Blue arrow indicates best gain in these quarters.



Menangle Race 3 Distance 1609m

Tuesday, 17 June 2025


Gross Time: 1:54.70 MileRate: 1:54.70 LeadTime: 0.00s First Qtr: 28.20s Second Qtr: 30.20s Third Qtr: 28.40s Fourth Qtr: 28.00s

DATA TABLE: 800 / 400 Posi's are position from leader and (how wide the horse was at that position)

No	Horse	Plc	Mar	800 Posi	400 Posi	Time	3rd Qtr	4th Qt
6	Will I Am	1	0.0m	0.0m (0)	0.0m (0)	1:54.70	28.40s	28.00s
1	Sports Look	2	4.9m	4.4m (0)	4.0m (0)	1:55.06	28.37s	28.06s
9	Mickey Be Nimble	3	7.5m	5.8m (1)	3.4m (1)	1:55.25	28.23s	28.29s
5	Brookessmartdancer	4	9.2m	14.4m (1)	13.2m (1)	1:55.38	28.31s	27.72s
3	Rock Asset	5	11.1m	10.2m (1)	7.8m (1)	1:55.52	28.23s	28.23s
7	Reign Maker	6	14.1m	18.2m (0)	18.0m (1)	1:55.74	28.38s	27.73s
8	Halloween	7	16.1m	13.8m (0)	17.4m (0)	1:55.89	28.65s	27.91s
2	Dream To Dance	8	28.0m	9.6m (0)	12.4m (0)	1:56.76	28.60s	29.09s

Finish Position and metres gained

First Arrow shows distance gain/loss from 2nd Qtr to 3rd Qtr,
Second Arrow shows distance gain/loss from 3rd Qtr to Finish
Blue arrow indicates best gain in these quarters.



800

Visual positions in race at 2nd Quarter



400

Visual positions in race at 3rd Quarter



Powered by



Harness Analyser

Sectional Analysis Software

Not just form | Free Trial

www.facebook.com/PJHarnessRacing



RISE Digital, Harness Racing Australia nor the provider accepts any responsibility for the completeness or accuracy of any of the information contained herein, and makes no representations about its suitability for any particular purpose. Users should make their own judgements about those matters and/or seek independent advice. You assume all risks associated with use of data provided on this page

Menangle Race 4 Distance 1609m

Tuesday, 17 June 2025


Gross Time: 1:54.80 MileRate: 1:54.80 LeadTime: 0.00s First Qtr: 27.60s Second Qtr: 30.30s Third Qtr: 29.30s Fourth Qtr: 27.60s

DATA TABLE: 800 / 400 Posi's are position from leader and (how wide the horse was at that position)

NoHorse	Plc	Mar	800 Posi	400 Posi	Time	3rd Qtr	4th Qt
9 Astral Stride	1	0.0m	12.2m (0)	12.0m (0)	1:54.80	29.26s	26.78s
4 Hellovatime	2	1.0m	11.4m (1)	11.8m (1)	1:54.87	29.31s	26.86s
6 Lachies Ideal	3	1.1m	7.2m (1)	7.4m (1)	1:54.88	29.30s	27.17s
3 Hudson River	4	3.2m	0.0m (0)	0.0m (0)	1:55.03	29.31s	27.82s
5 Consider It Done	5	3.5m	15.4m (1)	15.8m (1)	1:55.05	29.30s	26.76s
8 The Devils Flame	6	8.0m	3.0m (1)	3.4m (1)	1:55.38	29.34s	27.92s
2 GimmeFiveminutesmore	7	10.9m	8.0m (0)	8.0m (0)	1:55.59	29.31s	27.80s
10 Caribbean Runa	8	12.6m	16.4m (0)	17.0m (0)	1:55.71	29.33s	27.30s
1 Sir Knight	9	14.0m	4.0m (0)	4.0m (0)	1:55.82	29.32s	28.29s
7 Eleazar	10	17.4m	19.8m (1)	20.2m (1)	1:56.06	29.32s	27.41s

Finish Position and metres gained

First Arrow shows distance gain/loss from 2nd Qtr to 3rd Qtr, Second Arrow shows distance gain/loss from 3rd Qtr to Finish Blue arrow indicates best gain in these quarters.



800

Visual positions in race at 2nd Quarter



400

Visual positions in race at 3rd Quarter

Menangle Race 5 Distance 1609m

Tuesday, 17 June 2025

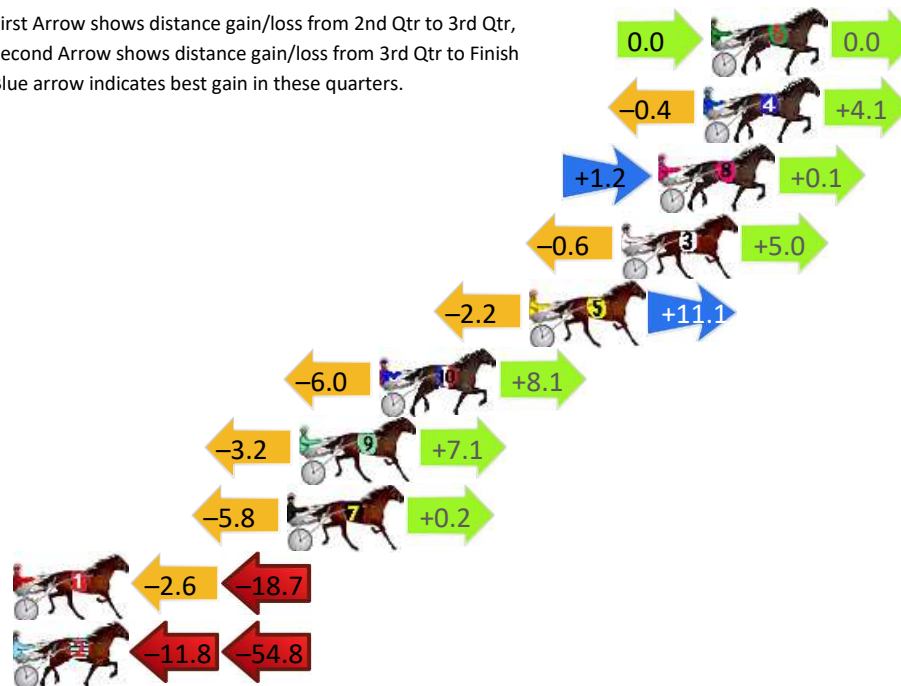
Gross Time: 1:52.50 MileRate: 1:52.50 LeadTime: 0.00s First Qtr: 26.90s Second Qtr: 29.50s Third Qtr: 28.80s Fourth Qtr: 27.30s

DATA TABLE: 800 / 400 Posi's are position from leader and (how wide the horse was at that position)

No	Horse	Plc	Mar	800 Posi	400 Posi	Time	3rd Qtr	4th Qt
6	Our Special Memory	1	0.0m	0.0m (0)	0.0m (0)	1:52.50	28.80s	27.30s
4	Soho The Real Deal	2	0.3m	4.0m (0)	4.4m (0)	1:52.52	28.82s	27.02s
8	Heeza Malteeza	3	2.1m	3.4m (2)	2.2m (1)	1:52.65	28.72s	27.29s
3	Fasting	4	3.6m	8.0m (0)	8.6m (1)	1:52.76	28.83s	26.96s
5	Petes Crunch Time	5	7.3m	16.2m (0)	18.4m (1)	1:53.02	28.93s	26.55s
10	Cash And Bling	6	13.3m	15.4m (1)	21.4m (3)	1:53.46	29.20s	26.75s
9	Turbo Tommy	7	16.5m	20.4m (0)	23.6m (1)	1:53.69	29.01s	26.82s
7	Zahra Lou	8	17.0m	11.4m (1)	17.2m (3)	1:53.72	29.20s	27.29s
1	Follow The Money	9	33.5m	12.2m (0)	14.8m (0)	1:54.91	29.02s	28.57s
2	Shes A Warrawee	10	74.0m	7.4m (1)	19.2m (2)	1:57.82	29.73s	31.02s


Finish Position and metres gained

First Arrow shows distance gain/loss from 2nd Qtr to 3rd Qtr, Second Arrow shows distance gain/loss from 3rd Qtr to Finish Blue arrow indicates best gain in these quarters.



800

Visual positions in race at 2nd Quarter



400

Visual positions in race at 3rd Quarter



Powered by



Harness Analyser

Sectional Analysis Software

Not just form | Free Trial

www.facebook.com/PJHarnessRacing



RISE Digital, Harness Racing Australia nor the provider accepts any responsibility for the completeness or accuracy of any of the information contained herein, and makes no representations about its suitability for any particular purpose. Users should make their own judgements about those matters and/or seek independent advice. You assume all risks associated with use of data provided on this page

Menangle Race 6 Distance 1609m

Tuesday, 17 June 2025


Gross Time: 1:51.20 MileRate: 1:51.20 LeadTime: 0.00s First Qtr: 27.30s Second Qtr: 29.00s Third Qtr: 27.40s Fourth Qtr: 27.50s

DATA TABLE: 800 / 400 Posi's are position from leader and (how wide the horse was at that position)

No	Horse	Plc	Mar	800 Posi	400 Posi	Time	3rd Qtr	4th Qt
9	Mac Bon	1	0.0m	0.0m (0)	0.0m (0)	1:51.20	27.40s	27.50s
8	Vinke B	2	3.2m	2.8m (1)	0.4m (1)	1:51.43	27.24s	27.69s
3	Sahara Sirocco	3	4.0m	15.4m (1)	15.4m (2)	1:51.49	27.40s	26.72s
5	Jordy	4	6.3m	4.0m (0)	4.2m (0)	1:51.66	27.41s	27.64s
2	Our Uncle Jim	5	9.6m	11.2m (1)	11.4m (2)	1:51.89	27.41s	27.38s
6	Red Reactor	6	15.4m	19.6m (1)	19.4m (2)	1:52.31	27.39s	27.23s
7	Stormtide	7	16.7m	6.8m (1)	7.6m (1)	1:52.41	27.45s	28.12s
4	Reset The Bar	8	18.7m	8.2m (0)	9.8m (0)	1:52.55	27.51s	28.11s
1	Raging Sea	9	19.5m	12.4m (0)	15.0m (0)	1:52.61	27.58s	27.81s
10	Dougs Flame	10	19.7m	16.6m (0)	19.8m (0)	1:52.63	27.62s	27.49s

Finish Position and metres gained

First Arrow shows distance gain/loss from 2nd Qtr to 3rd Qtr,
Second Arrow shows distance gain/loss from 3rd Qtr to Finish
Blue arrow indicates best gain in these quarters.



800

Visual positions in race at 2nd Quarter



400

Visual positions in race at 3rd Quarter

Menangle Race 7 Distance 1609m

Tuesday, 17 June 2025


Gross Time: 1:52.10 MileRate: 1:52.10 LeadTime: 0.00s First Qtr: 26.90s Second Qtr: 28.60s Third Qtr: 28.40s Fourth Qtr: 28.20s

DATA TABLE: 800 / 400 Posi's are position from leader and (how wide the horse was at that position)

No	Horse	Plc	Mar	800 Posi	400 Posi	Time	3rd Qtr	4th Qt
6	Promising	1	0.0m	15.0m (1)	14.8m (3)	1:52.10	28.38s	27.16s
3	Outside Fighter	2	1.9m	11.2m (1)	11.2m (2)	1:52.24	28.40s	27.55s
10	Joe Nien	3	2.0m	28.2m (1)	16.2m (0)	1:52.25	27.55s	27.20s
8	Springfield Affair	4	5.7m	23.0m (1)	23.0m (3)	1:52.52	28.40s	26.99s
7	Mick Danger	5	7.0m	18.8m (1)	18.8m (3)	1:52.62	28.40s	27.37s
9	Gliding Away	6	15.6m	18.4m (0)	11.8m (0)	1:53.26	27.94s	28.47s
4	Caulonia Courage	7	16.3m	7.0m (1)	7.2m (1)	1:53.31	28.42s	28.84s
5	Holy Camp Dillon	8	17.0m	3.0m (1)	3.2m (1)	1:53.36	28.42s	29.17s
2	Marathon Man	9	22.1m	4.0m (0)	4.0m (0)	1:53.74	28.40s	29.47s
1	Surf Ace	10	38.8m	0.0m (0)	0.0m (0)	1:54.98	28.41s	30.92s

Finish Position and metres gained

First Arrow shows distance gain/loss from 2nd Qtr to 3rd Qtr, Second Arrow shows distance gain/loss from 3rd Qtr to Finish Blue arrow indicates best gain in these quarters.



Visual positions in race at 2nd Quarter

800



Visual positions in race at 3rd Quarter

400



Powered by



Harness Analyser

Sectional Analysis Software

Not just form | Free Trial

www.facebook.com/PJHarnessRacing



RISE Digital, Harness Racing Australia nor the provider accepts any responsibility for the completeness or accuracy of any of the information contained herein, and makes no representations about its suitability for any particular purpose. Users should make their own judgements about those matters and/or seek independent advice. You assume all risks associated with use of data provided on this page

Menangle Race 8 Distance 1609m

Tuesday, 17 June 2025


Gross Time: 1:51.60 MileRate: 1:51.60 LeadTime: 0.00s First Qtr: 27.10s Second Qtr: 30.20s Third Qtr: 27.50s Fourth Qtr: 26.80s

DATA TABLE: 800 / 400 Posi's are position from leader and (how wide the horse was at that position)

NoHorse	Plc	Mar	800 Posi	400 Posi	Time	3rd Qtr	4th Qt
1 Double Act	1	0.0m	0.0m (0)	0.0m (0)	1:51.60	27.50s	26.80s
7 Roclea Image	2	0.2m	12.4m (0)	13.0m (0)	1:51.61	27.53s	25.95s
8 Dashing	3	1.8m	8.2m (1)	8.6m (1)	1:51.73	27.52s	26.35s
2 Romanee	4	5.7m	4.0m (0)	4.8m (0)	1:52.00	27.55s	26.86s
10 District Attorney	5	8.7m	4.0m (1)	3.4m (1)	1:52.21	27.46s	27.15s
6 Roll Up	6	10.6m	8.2m (0)	9.0m (0)	1:52.35	27.56s	26.91s
4 Captains Catch	7	11.4m	20.6m (1)	17.2m (0)	1:52.41	27.27s	26.41s
3 Black Onyx	8	11.6m	16.4m (1)	16.6m (2)	1:52.42	27.51s	26.47s
5 Boom	9	12.2m	12.4m (1)	12.6m (1)	1:52.46	27.51s	26.77s

Finish Position and metres gained

First Arrow shows distance gain/loss from 2nd Qtr to 3rd Qtr,
Second Arrow shows distance gain/loss from 3rd Qtr to Finish
Blue arrow indicates best gain in these quarters.



Visual positions in race at 2nd Quarter



Visual positions in race at 3rd Quarter