

Wagga Riverina Race 1 Distance 1740m

Tuesday, 17 June 2025


Gross Time: 2:05.60 MileRate: 1:56.20 LeadTime: 8.80s First Qtr: 28.60s Second Qtr: 30.60s Third Qtr: 28.90s Fourth Qtr: 28.70s

DATA TABLE: 800 / 400 Posi's are position from leader and (how wide the horse was at that position)

No	Horse	Plc	Mar	800 Posi	400 Posi	Time	3rd Qtr	4th Qt
4	Shez Bettors Babe	1	0.0m	12.8m (0)	14.2m (1)	2:05.60	29.00s	27.69s
5	Spread The Fear	2	0.2m	12.2m (1)	10.2m (1)	2:05.62	28.75s	27.99s
1	Bettors Moon	3	0.5m	0.0m (0)	0.0m (0)	2:05.64	28.90s	28.74s
10	Kristysgirl	4	7.4m	7.4m (1)	6.2m (1)	2:06.16	28.81s	28.79s
6	Hez On The Buzzer	5	8.9m	8.6m (0)	10.2m (0)	2:06.27	29.01s	28.61s
2	Thats The Attitude	6	9.0m	3.2m (1)	2.0m (1)	2:06.28	28.82s	29.20s
7	Roll The Aces	7	15.7m	20.4m (1)	18.2m (2)	2:06.78	28.74s	28.52s
8	Weeneeddreams	8	18.5m	16.4m (1)	14.2m (2)	2:06.99	28.74s	29.01s
9	Jacks Last Hoo Raa	9	19.2m	4.4m (0)	6.0m (0)	2:07.05	29.02s	29.64s
3	Somebodys Girl	10	20.1m	17.6m (0)	18.8m (0)	2:07.11	28.99s	28.79s

Finish Position and metres gained

First Arrow shows distance gain/loss from 2nd Qtr to 3rd Qtr, Second Arrow shows distance gain/loss from 3rd Qtr to Finish Blue arrow indicates best gain in these quarters.



800

Visual positions in race at 2nd Quarter



400

Visual positions in race at 3rd Quarter



Powered by



Harness Analyser

Sectional Analysis Software

Not just form | Free Trial

www.facebook.com/PJHarnessRacing



RISE Digital, Harness Racing Australia nor the provider accepts any responsibility for the completeness or accuracy of any of the information contained herein, and makes no representations about its suitability for any particular purpose. Users should make their own judgements about those matters and/or seek independent advice. You assume all risks associated with use of data provided on this page

Wagga Riverina Race 2 Distance 1740m

Tuesday, 17 June 2025


Gross Time: 2:04.60 MileRate: 1:55.30 LeadTime: 8.60s First Qtr: 28.70s Second Qtr: 29.80s Third Qtr: 28.90s Fourth Qtr: 28.60s

DATA TABLE: 800 / 400 Posi's are position from leader and (how wide the horse was at that position)

No	Horse	Plc	Mar	800 Posi	400 Posi	Time	3rd Qtr	4th Qt
3	Melati Boy	1	0.0m	0.0m (0)	0.0m (0)	2:04.60	28.90s	28.60s
1	Cracker Miss	2	14.3m	8.8m (0)	12.4m (0)	2:05.67	29.16s	28.74s
9	Pink Scooter	3	17.6m	13.6m (0)	17.6m (0)	2:05.92	29.19s	28.60s
4	Glamors Symbol	4	19.8m	4.4m (0)	8.4m (0)	2:06.09	29.19s	29.41s
8	Paddy Mach	5	19.9m	18.4m (1)	22.0m (1)	2:06.09	29.16s	28.45s
5	Little Cool	6	20.6m	10.0m (1)	18.8m (3)	2:06.15	29.53s	28.73s
6	Yeah Nah	7	23.4m	1.6m (1)	11.8m (1)	2:06.36	29.63s	29.42s
7	Billees Jet	8	35.7m	14.4m (1)	24.4m (2)	2:07.28	29.62s	29.40s
10	Arklow	9	38.6m	18.6m (0)	23.2m (0)	2:07.50	29.23s	29.69s
2	I Am The Tornado	10	39.8m	5.8m (1)	15.6m (2)	2:07.59	29.61s	30.32s

Finish Position and metres gained

First Arrow shows distance gain/loss from 2nd Qtr to 3rd Qtr, Second Arrow shows distance gain/loss from 3rd Qtr to Finish Blue arrow indicates best gain in these quarters.



800

Visual positions in race at 2nd Quarter



400

Visual positions in race at 3rd Quarter

Wagga Riverina Race 3 Distance 1740m

Tuesday, 17 June 2025

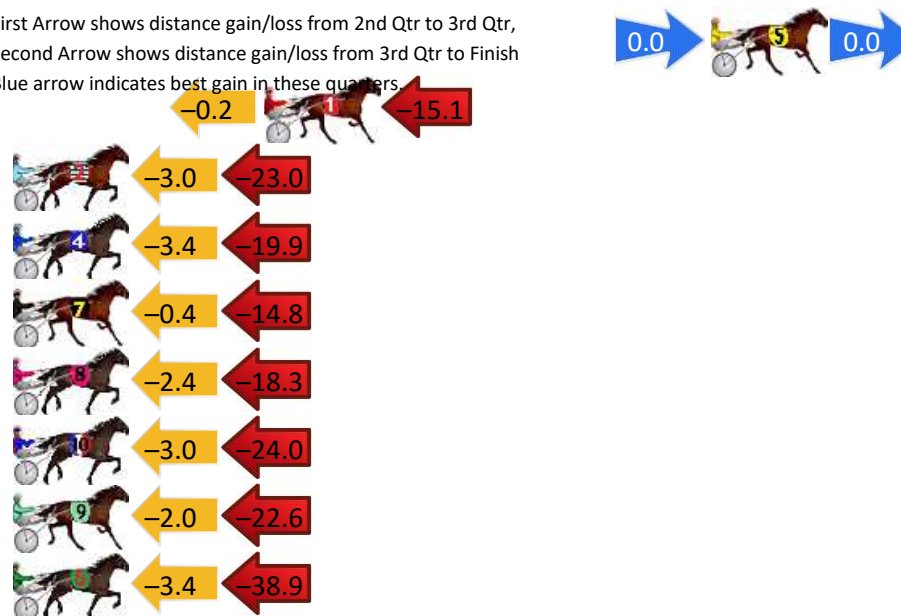
Gross Time: 2:05.60 MileRate: 1:56.10 LeadTime: 9.10s First Qtr: 30.40s Second Qtr: 28.60s Third Qtr: 29.20s Fourth Qtr: 28.30s

DATA TABLE: 800 / 400 Posi's are position from leader and (how wide the horse was at that position)

No	Horse	Plc	Mar	800 Posi	400 Posi	Time	3rd Qtr	4th Qt
5	The Real Rocketman	1	0.0m	0.0m (0)	0.0m (0)	2:05.60	29.20s	28.30s
1	Bidgee Babe	2	17.9m	2.6m (1)	2.8m (1)	2:06.93	29.23s	29.36s
2	Didnt I	3	33.6m	7.6m (0)	10.6m (0)	2:08.10	29.44s	29.92s
4	Kulani Courage	4	35.1m	11.8m (1)	15.2m (1)	2:08.21	29.47s	29.70s
7	Ultimate Me	5	36.2m	21.0m (1)	21.4m (1)	2:08.29	29.25s	29.34s
8	Yoo Trish	6	36.5m	15.8m (1)	18.2m (2)	2:08.31	29.39s	29.59s
10	No More Promises	7	38.8m	11.8m (0)	14.8m (0)	2:08.48	29.44s	29.99s
9	Sherman	8	43.0m	18.4m (0)	20.4m (0)	2:08.80	29.37s	29.89s
6	Miami Surf	9	50.1m	7.8m (1)	11.2m (1)	2:09.33	29.49s	31.04s

Finish Position and metres gained

First Arrow shows distance gain/loss from 2nd Qtr to 3rd Qtr,
Second Arrow shows distance gain/loss from 3rd Qtr to Finish
Blue arrow indicates best gain in these quarters



Visual positions in race at 2nd Quarter

800



Visual positions in race at 3rd Quarter

400



Powered by



Harness Analyser

Sectional Analysis Software

Not just form | Free Trial

www.facebook.com/PJHarnessRacing



RISE Digital, Harness Racing Australia nor the provider accepts any responsibility for the completeness or accuracy of any of the information contained herein, and makes no representations about its suitability for any particular purpose. Users should make their own judgements about those matters and/or seek independent advice. You assume all risks associated with use of data provided on this page

Wagga Riverina Race 4 Distance 2270m

Tuesday, 17 June 2025

Gross Time: 2:45.50 MileRate: 1:57.30 LeadTime: 48.10s First Qtr: 30.90s Second Qtr: 29.70s Third Qtr: 28.70s Fourth Qtr: 28.10s

DATA TABLE: 800 / 400 Posi's are position from leader and (how wide the horse was at that position)

NoHorse	Plc	Mar	800 Posi	400 Posi	Time	3rd Qtr	4th Qt
4 Alabama Lioness	1	0.0m	4.0m (0)	5.8m (0)	2:45.50	28.82s	27.69s
9 The Talk	2	3.2m	0.0m (0)	1.4m (0)	2:45.74	28.80s	28.23s
10 Farfalla Stride	3	7.2m	2.2m (1)	0.0m (1)	2:46.03	28.55s	28.60s
5 Im Harvey Specter	4	10.8m	17.0m (0)	18.0m (1)	2:46.30	28.77s	27.60s
2 Keayang Domino	5	11.2m	12.6m (0)	14.2m (0)	2:46.33	28.81s	27.89s
1 Wamboyneinamerica	6	13.4m	8.4m (0)	10.0m (0)	2:46.49	28.82s	28.34s
3 Bulli Belle	7	17.0m	6.4m (1)	6.0m (1)	2:46.76	28.68s	28.87s
6 The Clock Winder	8	17.2m	10.4m (1)	10.0m (2)	2:46.77	28.68s	28.60s
8 Roll To The Top	9	17.4m	14.8m (1)	14.2m (2)	2:46.79	28.66s	28.32s


Finish Position and metres gained

First Arrow shows distance gain/loss from 2nd Qtr to 3rd Qtr,
Second Arrow shows distance gain/loss from 3rd Qtr to Finish
Blue arrow indicates best gain in these quarters.



800

Visual positions in race at 2nd Quarter



400

Visual positions in race at 3rd Quarter

Wagga Riverina Race 5 Distance 1740m

Tuesday, 17 June 2025


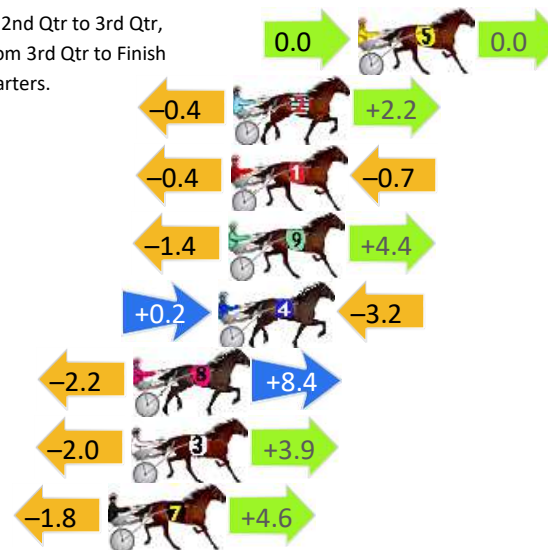
Gross Time: 2:05.20 MileRate: 1:55.80 LeadTime: 8.40s First Qtr: 28.90s Second Qtr: 30.60s Third Qtr: 29.80s Fourth Qtr: 27.50s

DATA TABLE: 800 / 400 Posi's are position from leader and (how wide the horse was at that position)

No	Horse	Plc	Mar	800 Posi	400 Posi	Time	3rd Qtr	4th Qt
5	Jekamias	1	0.0m	0.0m (0)	0.0m (0)	2:05.20	29.80s	27.50s
2	Titiwha	2	5.0m	6.8m (1)	7.2m (1)	2:05.56	29.82s	27.35s
1	Jilliby Saffron	3	5.1m	4.0m (0)	4.4m (0)	2:05.57	29.83s	27.55s
9	Uncle Jay	4	5.2m	8.2m (0)	9.6m (0)	2:05.58	29.89s	27.20s
4	Specta	5	5.6m	2.6m (1)	2.4m (1)	2:05.61	29.79s	27.72s
8	Bolanalong	6	9.0m	15.2m (1)	17.4m (1)	2:05.85	29.93s	26.93s
3	Scottie Mach	7	9.1m	11.0m (1)	13.0m (1)	2:05.86	29.93s	27.23s
7	Thanks Be To God	8	10.0m	12.8m (0)	14.6m (0)	2:05.92	29.92s	27.19s

Finish Position and metres gained

First Arrow shows distance gain/loss from 2nd Qtr to 3rd Qtr,
Second Arrow shows distance gain/loss from 3rd Qtr to Finish
Blue arrow indicates best gain in these quarters.



Visual positions in race at 2nd Quarter



Visual positions in race at 3rd Quarter



Wagga Riverina Race 6 Distance 1740m

Tuesday, 17 June 2025


Gross Time: 2:08.40 MileRate: 1:58.80 LeadTime: 8.80s First Qtr: 30.10s Second Qtr: 31.10s Third Qtr: 28.80s Fourth Qtr: 29.60s

DATA TABLE: 800 / 400 Posi's are position from leader and (how wide the horse was at that position)

No	Horse	Plc	Mar	800 Posi	400 Posi	Time	3rd Qtr	4th Qt
6	Alice On The Beach	1	0.0m	15.6m (1)	8.2m (2)	2:08.40	28.27s	29.00s
3	Imperious	2	1.6m	7.0m (1)	3.2m (2)	2:08.52	28.53s	29.48s
7	All So Sassy	3	2.5m	19.8m (1)	13.2m (2)	2:08.59	28.33s	28.81s
8	The Banker	4	3.4m	24.0m (1)	13.4m (3)	2:08.66	28.04s	28.86s
1	Ellava Pacer	5	3.5m	0.0m (0)	0.0m (0)	2:08.67	28.80s	29.86s
9	Glamour Fox	6	4.3m	4.2m (0)	4.4m (0)	2:08.73	28.81s	29.59s
10	Most Certain Micky	7	5.0m	8.2m (0)	8.4m (0)	2:08.79	28.82s	29.35s
2	Ernielovenboy	8	10.1m	11.6m (1)	11.4m (1)	2:09.18	28.79s	29.50s
4	Blazing	9	11.8m	12.8m (0)	13.4m (0)	2:09.32	28.85s	29.48s
5	Myruna	10	31.2m	2.8m (1)	7.0m (1)	2:10.82	29.08s	31.38s


Finish Position and metres gained

First Arrow shows distance gain/loss from 2nd Qtr to 3rd Qtr, Second Arrow shows distance gain/loss from 3rd Qtr to Finish Blue arrow indicates best gain in these quarters.



800

Visual positions in race at 2nd Quarter



400

Visual positions in race at 3rd Quarter



Powered by



Harness Analyser

Sectional Analysis Software

Not just form | Free Trial

www.facebook.com/PJHarnessRacing



RISE Digital, Harness Racing Australia nor the provider accepts any responsibility for the completeness or accuracy of any of the information contained herein, and makes no representations about its suitability for any particular purpose. Users should make their own judgements about those matters and/or seek independent advice. You assume all risks associated with use of data provided on this page

Wagga Riverina Race 7 Distance 1740m

Tuesday, 17 June 2025

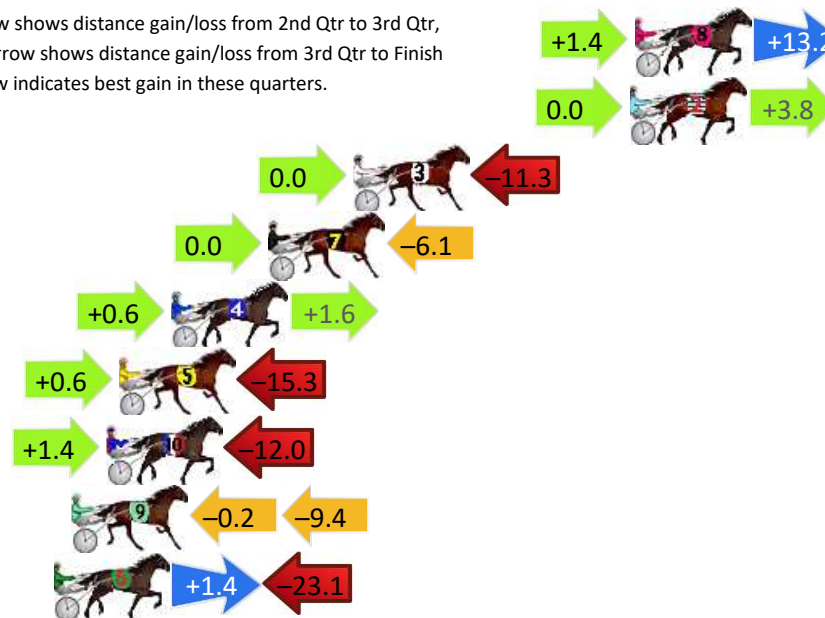
Gross Time: 2:06.30 MileRate: 1:56.80 LeadTime: 8.90s First Qtr: 28.40s Second Qtr: 30.50s Third Qtr: 29.30s Fourth Qtr: 29.20s

DATA TABLE: 800 / 400 Posi's are position from leader and (how wide the horse was at that position)

No	Horse	Plc	Mar	800 Posi	400 Posi	Time	3rd Qtr	4th Qt
8	Rudimentary	1	0.0m	14.6m (1)	13.2m (2)	2:06.30	29.20s	28.24s
2	Slipalong Saint	2	0.2m	4.0m (0)	4.0m (0)	2:06.32	29.30s	28.92s
3	Stay Alpha	3	11.3m	0.0m (0)	0.0m (0)	2:07.17	29.30s	30.02s
7	Bagley Boy	4	14.7m	8.6m (0)	8.6m (0)	2:07.43	29.30s	29.64s
4	Tulhurst Chase	5	18.6m	20.8m (1)	20.2m (0)	2:07.72	29.26s	29.08s
5	Lookideal	6	20.7m	6.0m (1)	5.4m (1)	2:07.89	29.26s	30.31s
10	Bets On Heaven	7	21.2m	10.6m (1)	9.2m (2)	2:07.92	29.20s	30.07s
9	Mister Boombastik	8	22.6m	13.0m (0)	13.2m (0)	2:08.03	29.32s	29.88s
6	Texan Branach	9	23.3m	1.6m (1)	0.2m (1)	2:08.08	29.20s	30.88s

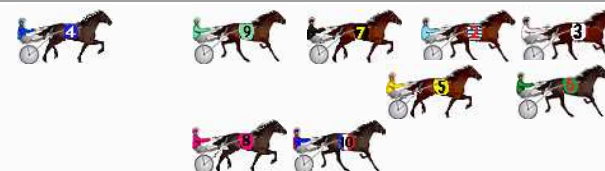
Finish Position and metres gained

First Arrow shows distance gain/loss from 2nd Qtr to 3rd Qtr,
Second Arrow shows distance gain/loss from 3rd Qtr to Finish
Blue arrow indicates best gain in these quarters.



800

Visual positions in race at 2nd Quarter



400

Visual positions in race at 3rd Quarter

Wagga Riverina Race 8 Distance 1740m

Tuesday, 17 June 2025

Gross Time: 2:05.60 MileRate: 1:56.20 LeadTime: 8.80s First Qtr: 29.90s Second Qtr: 28.80s Third Qtr: 28.90s Fourth Qtr: 29.20s

DATA TABLE: 800 / 400 Posi's are position from leader and (how wide the horse was at that position)

No	Horse	Plc	Mar	800 Posi	400 Posi	Time	3rd Qtr	4th Qt
10	Lady Of Hope	1	0.0m	14.4m (1)	11.4m (1)	2:05.60	28.69s	28.37s
5	Bound For Trouble	2	4.3m	0.0m (0)	0.0m (0)	2:05.93	28.90s	29.51s
7	Think Christi	3	9.9m	5.0m (1)	4.2m (0)	2:06.36	28.84s	29.61s
2	Berrylicious	4	10.9m	9.6m (1)	7.4m (1)	2:06.43	28.74s	29.45s
3	Jungle Shark	5	23.6m	18.6m (0)	16.2m (1)	2:07.41	28.72s	29.74s
1	Tommys Dream Girl	6	23.7m	9.2m (0)	18.6m (0)	2:07.42	29.58s	29.57s
9	Violet Jay	7	40.6m	13.2m (0)	23.0m (1)	2:08.71	29.60s	30.48s
8	Major Transparency	8	48.0m	24.4m (0)	26.0m (2)	2:09.28	29.01s	30.80s
4	Pacin Grace	9	130.0m	4.8m (0)	45.0m (0)	2:15.56	31.77s	35.37s

Finish Position and metres gained

First Arrow shows distance gain/loss from 2nd Qtr to 3rd Qtr,
Second Arrow shows distance gain/loss from 3rd Qtr to Finish
Blue arrow indicates best gain in these quarters.

