

Bathurst Race 1 Distance 1730m

Wednesday, 18 June 2025


Gross Time: 2:05.60 MileRate: 1:56.80 LeadTime: 8.60s First Qtr: 27.80s Second Qtr: 31.70s Third Qtr: 29.20s Fourth Qtr: 28.30s

DATA TABLE: 800 / 400 Posi's are position from leader and (how wide the horse was at that position)

No	Horse	Plc	Mar	800 Posi	400 Posi	Time	3rd Qtr	4th Qt
7	Take Out	1	0.0m	15.4m (1)	0.0m (1)	2:05.60	28.10s	28.30s
2	Tearin Up The Sand	2	0.3m	0.0m (0)	0.0m (0)	2:05.62	29.20s	28.32s
9	Allegretto	3	10.8m	8.2m (0)	10.4m (0)	2:06.40	29.36s	28.33s
8	Millwood Grace	4	11.3m	12.2m (0)	12.4m (1)	2:06.44	29.21s	28.22s
1	Rose Of Juliana	5	23.5m	4.0m (0)	5.8m (0)	2:07.35	29.35s	29.55s
10	The Dancer	6	23.8m	11.0m (1)	11.8m (2)	2:07.37	29.27s	29.14s
4	Tintins Treasure	7	25.5m	6.4m (1)	8.0m (2)	2:07.50	29.33s	29.53s
6	Esther Rising	8	27.0m	20.0m (1)	11.6m (3)	2:07.61	28.62s	29.38s
5	R K Finn	9	32.4m	17.0m (0)	16.4m (2)	2:08.01	29.18s	29.43s
3	Oursweetpog	10	38.5m	1.6m (1)	5.4m (1)	2:08.46	29.51s	30.63s

Finish Position and metres gained

First Arrow shows distance gain/loss from 2nd Qtr to 3rd Qtr, Second Arrow shows distance gain/loss from 3rd Qtr to Finish
Blue arrow indicates best gain in these quarters.



800

Visual positions in race at 2nd Quarter



400

Visual positions in race at 3rd Quarter



Powered by



Harness Analyser

Sectional Analysis Software

Not just form | Free Trial

www.facebook.com/PJHarnessRacing



RISE Digital, Harness Racing Australia nor the provider accepts any responsibility for the completeness or accuracy of any of the information contained herein, and makes no representations about its suitability for any particular purpose. Users should make their own judgements about those matters and/or seek independent advice. You assume all risks associated with use of data provided on this page

Bathurst Race 2 Distance 1730m

Wednesday, 18 June 2025



Gross Time: 2:04.40 MileRate: 1:55.70 LeadTime: 8.10s First Qtr: 28.80s Second Qtr: 29.30s Third Qtr: 29.40s Fourth Qtr: 28.80s

DATA TABLE: 800 / 400 Posi's are position from leader and (how wide the horse was at that position)

No	Horse	Plc	Mar	800 Posi	400 Posi	Time	3rd Qtr	4th Qt
5	She The Devil	1	0.0m	3.8m (0)	4.4m (0)	2:04.40	29.44s	28.48s
9	Tulhurst Partygirl	2	0.7m	0.0m (0)	0.0m (0)	2:04.45	29.40s	28.85s
7	Electra Girl	3	13.0m	12.0m (1)	12.6m (2)	2:05.38	29.44s	28.83s
3	Katlas Dream	4	16.3m	7.6m (1)	8.6m (2)	2:05.63	29.48s	29.35s
1	The Accidental One	5	17.6m	7.8m (0)	8.8m (0)	2:05.73	29.48s	29.43s
4	Time To Torque	6	20.8m	17.2m (0)	16.2m (3)	2:05.97	29.33s	29.13s
8	Marabelle	7	21.6m	12.6m (0)	13.0m (0)	2:06.03	29.44s	29.42s
2	Shes Some Lexy	8	43.2m	3.4m (1)	6.4m (1)	2:07.67	29.64s	31.43s
6	Windy Hill Lucy	9	371.3m	280.0m (0)	330.0m (0)	2:32.47	33.05s	31.76s

Finish Position and metres gained

First Arrow shows distance gain/loss from 2nd Qtr to 3rd Qtr, Second Arrow shows distance gain/loss from 3rd Qtr to Finish Blue arrow indicates best gain in these quarters.



Bathurst Race 3 Distance 2260m

Wednesday, 18 June 2025


Gross Time: 2:48.90 MileRate: 2:00.30 LeadTime: 50.40s First Qtr: 32.10s Second Qtr: 29.90s Third Qtr: 28.90s Fourth Qtr: 27.60s

DATA TABLE: 800 / 400 Posi's are position from leader and (how wide the horse was at that position)

No	Horse	Plc	Mar	800 Posi	400 Posi	Time	3rd Qtr	4th Qt
2	Seasider	1	0.0m	4.0m (0)	4.4m (0)	2:48.90	28.92s	27.30s
5	Bohemian Brawler	2	1.1m	0.0m (0)	0.0m (0)	2:48.98	28.90s	27.68s
3	Smokeshow	3	3.2m	7.2m (1)	2.8m (2)	2:49.13	28.59s	27.63s
1	Chelseas Girl	4	4.3m	8.0m (0)	8.6m (0)	2:49.21	28.94s	27.30s
4	Hooked On Winning	5	4.9m	11.6m (1)	7.6m (2)	2:49.26	28.61s	27.41s
8	Tisbury Rocks	6	5.4m	15.6m (1)	12.2m (2)	2:49.29	28.65s	27.13s
7	Sharper Memory	7	6.2m	17.0m (0)	15.8m (0)	2:49.35	28.80s	26.94s
9	Excess Vitality	8	10.7m	12.4m (0)	10.6m (1)	2:49.68	28.77s	27.61s
6	Uncle Tony	9	34.6m	3.0m (1)	4.0m (1)	2:51.41	29.02s	29.70s

Finish Position and metres gained

First Arrow shows distance gain/loss from 2nd Qtr to 3rd Qtr,
Second Arrow shows distance gain/loss from 3rd Qtr to Finish
Blue arrow indicates best gain in these quarters.



Visual positions in race at 2nd Quarter



Visual positions in race at 3rd Quarter

Bathurst Race 4 Distance 2260m

Wednesday, 18 June 2025


Gross Time: 2:46.90 MileRate: 1:58.80 LeadTime: 49.80s First Qtr: 31.60s Second Qtr: 28.50s Third Qtr: 28.00s Fourth Qtr: 29.00s

DATA TABLE: 800 / 400 Posi's are position from leader and (how wide the horse was at that position)

No	Horse	Plc	Mar	800 Posi	400 Posi	Time	3rd Qtr	4th Qt
10	Im Desirable	1	0.0m	9.6m (1)	8.2m (1)	2:46.90	27.91s	28.41s
4	Drive To The Beach	2	1.3m	5.8m (1)	4.2m (1)	2:47.00	27.89s	28.79s
6	Bettors Hope	3	2.6m	13.4m (0)	13.2m (0)	2:47.10	28.00s	28.24s
2	Pops Legacy	4	4.7m	1.6m (1)	0.2m (1)	2:47.26	27.90s	29.32s
7	Happy Reg	5	5.1m	13.4m (1)	12.4m (1)	2:47.29	27.94s	28.47s
8	Justa Dragon	6	7.3m	18.0m (0)	17.4m (0)	2:47.46	27.97s	28.27s
1	Eric The Kicker	7	12.9m	4.8m (0)	4.4m (0)	2:47.88	27.96s	29.61s
9	Three Rivers	8	17.4m	9.4m (0)	9.0m (0)	2:48.22	27.96s	29.61s
3	Dun Spruikin	9	28.1m	0.0m (0)	0.0m (0)	2:49.04	27.97s	31.03s

Finish Position and metres gained

First Arrow shows distance gain/loss from 2nd Qtr to 3rd Qtr,
Second Arrow shows distance gain/loss from 3rd Qtr to Finish
Blue arrow indicates best gain in these quarters.



800

Visual positions in race at 2nd Quarter



400

Visual positions in race at 3rd Quarter



Powered by



Harness Analyser

Sectional Analysis Software

Not just form | Free Trial

www.facebook.com/PJHarnessRacing



RISE Digital, Harness Racing Australia nor the provider accepts any responsibility for the completeness or accuracy of any of the information contained herein, and makes no representations about its suitability for any particular purpose. Users should make their own judgements about those matters and/or seek independent advice. You assume all risks associated with use of data provided on this page

Bathurst Race 5 Distance 1730m

Wednesday, 18 June 2025

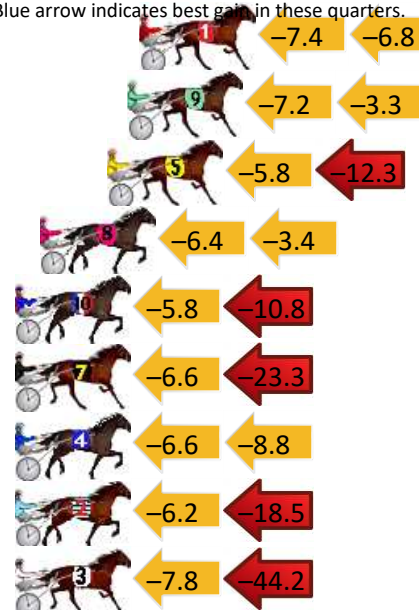
Gross Time: 2:00.40 MileRate: 1:52.00 LeadTime: 8.70s First Qtr: 26.70s Second Qtr: 28.40s Third Qtr: 27.50s Fourth Qtr: 29.10s

DATA TABLE: 800 / 400 Posi's are position from leader and (how wide the horse was at that position)

NoHorse	Plc	Mar	800 Posi	400 Posi	Time	3rd Qtr	4th Qt
6 Windy Hill Tara	1	0.0m	0.0m (0)	0.0m (0)	2:00.40	27.50s	29.10s
1 Bettor Keppel	2	23.0m	8.8m (0)	16.2m (1)	2:02.16	28.01s	29.59s
9 Cassius Deck	3	23.5m	13.0m (0)	20.2m (1)	2:02.19	28.00s	29.34s
5 Saint Veran	4	24.3m	6.2m (1)	12.0m (2)	2:02.26	27.88s	29.99s
8 Faze Of Glory	5	27.0m	17.2m (0)	23.6m (0)	2:02.46	27.94s	29.35s
10 Hes Chiming	6	31.0m	14.4m (1)	20.2m (3)	2:02.77	27.89s	29.88s
7 Glitter Aint Gold	7	32.1m	2.2m (1)	8.8m (1)	2:02.85	27.92s	30.79s
4 Saint Emilion	8	34.0m	18.6m (1)	25.2m (1)	2:03.00	27.95s	29.74s
2 Pas De Cheval	9	35.1m	10.4m (1)	16.6m (2)	2:03.08	27.90s	30.44s
3 Bushy Beach	10	56.6m	4.6m (0)	12.4m (0)	2:04.72	27.96s	32.30s


Finish Position and metres gained

First Arrow shows distance gain/loss from 2nd Qtr to 3rd Qtr,
Second Arrow shows distance gain/loss from 3rd Qtr to Finish
Blue arrow indicates best gain in these quarters.



800

Visual positions in race at 2nd Quarter



400

Visual positions in race at 3rd Quarter



Powered by



Harness Analyser

Sectional Analysis Software

Not just form | Free Trial

www.facebook.com/PJHarnessRacing



RISE Digital, Harness Racing Australia nor the provider accepts any responsibility for the completeness or accuracy of any of the information contained herein, and makes no representations about its suitability for any particular purpose. Users should make their own judgements about those matters and/or seek independent advice. You assume all risks associated with use of data provided on this page

Bathurst Race 6 Distance 1730m

Wednesday, 18 June 2025


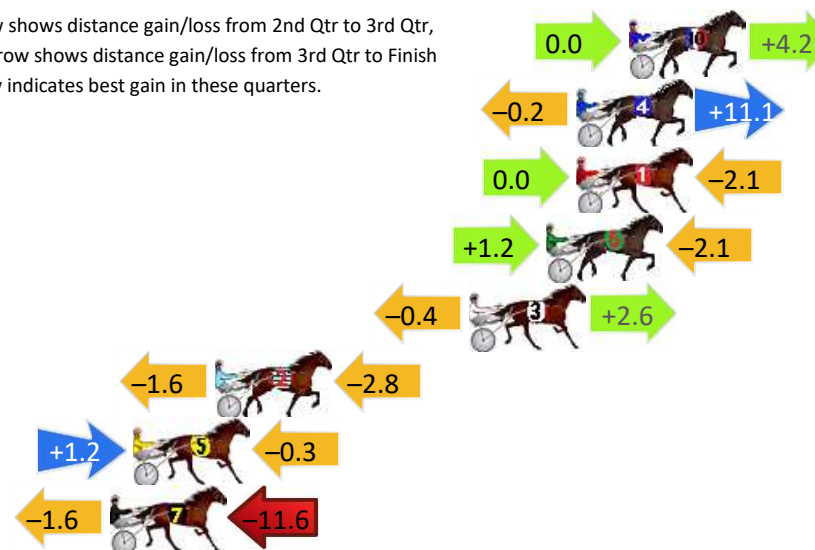
Gross Time: 2:05.20 MileRate: 1:56.50 LeadTime: 8.10s First Qtr: 29.50s Second Qtr: 30.80s Third Qtr: 27.80s Fourth Qtr: 29.00s

DATA TABLE: 800 / 400 Posi's are position from leader and (how wide the horse was at that position)

No	Horse	Plc	Mar	800 Posi	400 Posi	Time	3rd Qtr	4th Qt
10	A True Love	1	0.0m	4.2m (0)	4.2m (0)	2:05.20	27.81s	28.70s
4	Watch Me Raider	2	2.1m	13.0m (0)	13.2m (0)	2:05.36	27.83s	28.20s
1	Refusal	3	2.1m	0.0m (0)	0.0m (0)	2:05.36	27.80s	29.15s
6	Take His Place	4	3.3m	2.4m (1)	1.2m (1)	2:05.45	27.71s	29.15s
3	Orange Fever	5	6.4m	8.6m (0)	9.0m (0)	2:05.69	27.83s	28.81s
2	Puppeteer	6	16.6m	12.2m (1)	13.8m (2)	2:06.46	27.91s	29.20s
5	Fake Mint	7	19.9m	20.8m (1)	19.6m (1)	2:06.71	27.71s	29.02s
7	Im Lord Tommy	8	20.8m	7.6m (1)	9.2m (1)	2:06.78	27.90s	29.84s

Finish Position and metres gained

First Arrow shows distance gain/loss from 2nd Qtr to 3rd Qtr,
Second Arrow shows distance gain/loss from 3rd Qtr to Finish
Blue arrow indicates best gain in these quarters.



Visual positions in race at 2nd Quarter



Visual positions in race at 3rd Quarter

Bathurst Race 7 Distance 1730m

Wednesday, 18 June 2025


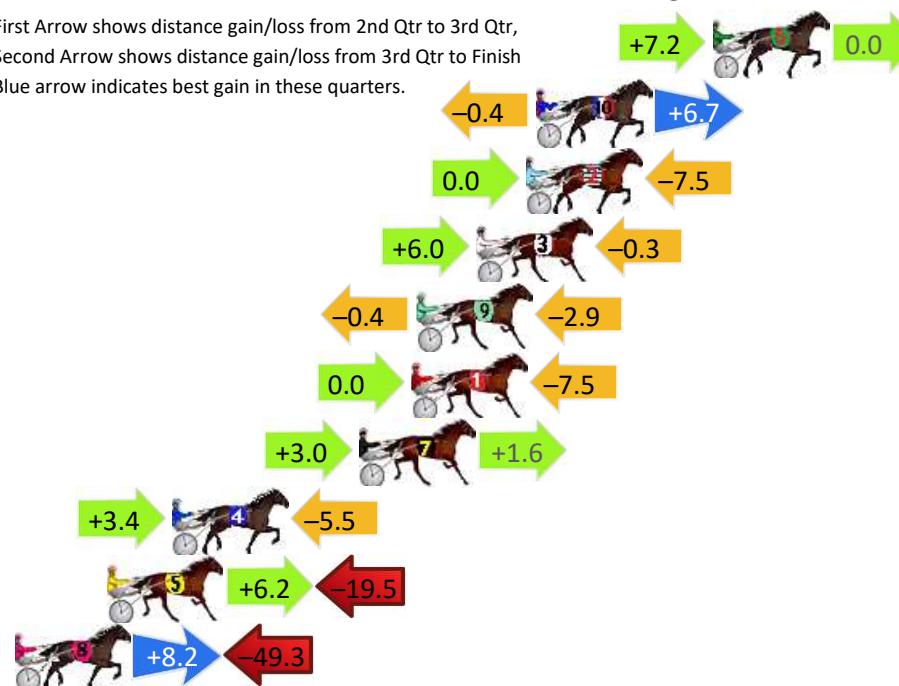
Gross Time: 2:05.20 MileRate: 1:56.50 LeadTime: 8.00s First Qtr: 29.00s Second Qtr: 30.30s Third Qtr: 29.80s Fourth Qtr: 28.10s

DATA TABLE: 800 / 400 Posi's are position from leader and (how wide the horse was at that position)

No	Horse	Plc	Mar	800 Posi	400 Posi	Time	3rd Qtr	4th Qt
6	Sweet Nate	1	0.0m	7.2m (1)	0.0m (1)	2:05.20	29.28s	28.10s
10	Helens Boy	2	7.1m	13.4m (0)	13.8m (0)	2:05.72	29.81s	27.63s
2	Harvey Hughes	3	7.5m	0.0m (0)	0.0m (0)	2:05.75	29.82s	28.62s
3	Ya Racin Arlo	4	9.5m	15.2m (1)	9.2m (1)	2:05.90	29.37s	28.12s
9	A Lil Bit Of Love	5	11.9m	8.6m (0)	9.0m (0)	2:06.08	29.83s	28.30s
1	Financially Stable	6	12.1m	4.6m (0)	4.6m (0)	2:06.09	29.82s	28.62s
7	Fifty Three Stars	7	14.2m	18.8m (0)	15.8m (1)	2:06.25	29.58s	27.99s
4	Tulhurst Timmy	8	21.7m	19.6m (1)	16.2m (2)	2:06.80	29.57s	28.48s
5	Bellaganoosh	9	24.3m	11.0m (1)	4.8m (1)	2:06.99	29.39s	29.46s
8	Queenhigh Flush	10	60.3m	19.2m (2)	11.0m (2)	2:09.65	29.31s	31.54s

Finish Position and metres gained

First Arrow shows distance gain/loss from 2nd Qtr to 3rd Qtr,
Second Arrow shows distance gain/loss from 3rd Qtr to Finish
Blue arrow indicates best gain in these quarters.



800

Visual positions in race at 2nd Quarter



400

Visual positions in race at 3rd Quarter



Powered by



Harness Analyser

Sectional Analysis Software

Not just form | Free Trial

www.facebook.com/PJHarnessRacing



RISE Digital, Harness Racing Australia nor the provider accepts any responsibility for the completeness or accuracy of any of the information contained herein, and makes no representations about its suitability for any particular purpose. Users should make their own judgements about those matters and/or seek independent advice. You assume all risks associated with use of data provided on this page

Bathurst Race 8 Distance 1730m

Wednesday, 18 June 2025

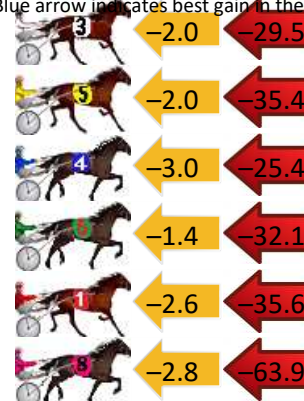
Gross Time: 2:04.90 MileRate: 1:56.20 LeadTime: 8.20s First Qtr: 29.30s Second Qtr: 31.30s Third Qtr: 28.70s Fourth Qtr: 27.40s

DATA TABLE: 800 / 400 Posi's are position from leader and (how wide the horse was at that position)

NoHorse	Plc	Mar	800 Posi	400 Posi	Time	3rd Qtr	4th Qt
7 Ark Sea	1	0.0m	0.0m (0)	0.0m (0)	2:04.90	28.70s	27.40s
3 Cheval Tiger	2	39.5m	8.0m (1)	10.0m (2)	2:07.75	28.89s	29.41s
5 Cantplza Malteeza	3	42.0m	4.6m (0)	6.6m (0)	2:07.93	28.90s	29.81s
4 Rocknroll Bling	4	42.6m	14.2m (0)	17.2m (1)	2:07.97	28.95s	29.13s
6 Thereshewas	5	45.9m	12.4m (1)	13.8m (3)	2:08.21	28.85s	29.59s
1 Treacherous Sloy	6	48.0m	9.8m (0)	12.4m (0)	2:08.36	28.94s	29.82s
8 Count Your Blessin	7	70.1m	3.4m (1)	6.2m (1)	2:09.96	29.00s	31.75s

Finish Position and metres gained

First Arrow shows distance gain/loss from 2nd Qtr to 3rd Qtr,
Second Arrow shows distance gain/loss from 3rd Qtr to Finish
Blue arrow indicates best gain in these quarters.



800

Visual positions in race at 2nd Quarter



400

Visual positions in race at 3rd Quarter



Powered by



Harness Analyser

Sectional Analysis Software

Not just form | Free Trial

www.facebook.com/PJHarnessRacing



RISE Digital, Harness Racing Australia nor the provider accepts any responsibility for the completeness or accuracy of any of the information contained herein, and makes no representations about its suitability for any particular purpose. Users should make their own judgements about those matters and/or seek independent advice. You assume all risks associated with use of data provided on this page