

# Penrith Race 1 Distance 1720m

Thursday, 19 June 2025




Gross Time: 2:02.50 MileRate: 1:54.60 LeadTime: 7.40s First Qtr: 28.20s Second Qtr: 28.30s Third Qtr: 28.90s Fourth Qtr: 29.70s

DATA TABLE: 800 / 400 Posi's are position from leader and (how wide the horse was at that position)

No	Horse	Plc	Mar	800 Posi	400 Posi	Time	3rd Qtr	4th Qt
5	Power Up	1	0.0m	21.2m (1)	15.4m (3)	2:02.50	28.49s	28.56s
4	Dontletfearstopya	2	0.9m	0.0m (1)	0.0m (0)	2:02.57	28.90s	29.77s
8	Lochiel	3	6.4m	12.2m (1)	6.8m (2)	2:03.00	28.51s	29.67s
9	Boyzhavtime	4	7.7m	17.0m (1)	11.4m (2)	2:03.10	28.50s	29.43s
6	Til Heavens Rockn	5	8.3m	22.4m (0)	15.4m (2)	2:03.15	28.40s	29.18s
7	Merrywood Tony	6	10.3m	4.6m (0)	4.0m (1)	2:03.30	28.85s	30.17s
2	Bettine	7	11.3m	9.2m (0)	8.2m (1)	2:03.38	28.82s	29.93s
10	Radiant Amber	8	13.3m	13.4m (0)	12.2m (1)	2:03.54	28.81s	29.78s
3	A Lot Of Luvin	9	20.5m	29.4m (1)	23.6m (1)	2:04.10	28.48s	29.47s
1	Smart And Mighty	10	34.9m	0.2m (0)	7.0m (0)	2:05.22	29.37s	31.76s

## Finish Position and metres gained

First Arrow shows distance gain/loss from 2nd Qtr to 3rd Qtr,  
Second Arrow shows distance gain/loss from 3rd Qtr to Finish  
Blue arrow indicates best gain in these quarters.



# Penrith Race 2 Distance 1720m

Thursday, 19 June 2025


Gross Time: 2:03.60 MileRate: 1:55.60 LeadTime: 7.10s First Qtr: 29.50s Second Qtr: 28.80s Third Qtr: 29.00s Fourth Qtr: 29.20s

DATA TABLE: 800 / 400 Posi's are position from leader and (how wide the horse was at that position)

No	Horse	Plc	Mar	800 Posi	400 Posi	Time	3rd Qtr	4th Qt
3	Nitro Danny	1	0.0m	2.6m (1)	0.0m (1)	2:03.60	28.81s	29.20s
4	Choochoo Train	2	5.9m	7.0m (1)	5.0m (1)	2:04.05	28.86s	29.27s
5	Notsokool	3	9.3m	13.4m (1)	9.2m (1)	2:04.31	28.70s	29.21s
7	Maid Of Money	4	16.2m	9.2m (0)	11.6m (0)	2:04.84	29.17s	29.53s
1	Madazalways	5	18.4m	5.0m (0)	7.6m (0)	2:05.01	29.19s	29.98s
6	Desiderio	6	23.5m	17.4m (0)	14.4m (1)	2:05.40	28.78s	29.86s
8	Ideal Redemption	7	24.5m	9.0m (2)	10.0m (2)	2:05.48	29.07s	30.25s
9	Kates Virtue	8	26.1m	2.2m (2)	4.8m (2)	2:05.60	29.18s	30.75s
2	Jamberoo Ark	9	27.3m	0.0m (0)	3.6m (0)	2:05.69	29.25s	30.92s
10	Soviet Stunner	10	27.6m	13.2m (0)	15.6m (0)	2:05.71	29.17s	30.07s

## Finish Position and metres gained

First Arrow shows distance gain/loss from 2nd Qtr to 3rd Qtr,  
Second Arrow shows distance gain/loss from 3rd Qtr to Finish  
Blue arrow indicates best gain in these quarters.



800

Visual positions in race at 2nd Quarter



400

Visual positions in race at 3rd Quarter



Powered by



Harness Analyser

Sectional Analysis Software

Not just form | Free Trial

[www.facebook.com/PJHarnessRacing](http://www.facebook.com/PJHarnessRacing)



RISE Digital, Harness Racing Australia nor the provider accepts any responsibility for the completeness or accuracy of any of the information contained herein, and makes no representations about its suitability for any particular purpose. Users should make their own judgements about those matters and/or seek independent advice. You assume all risks associated with use of data provided on this page

# Penrith Race 3 Distance 2125m

Thursday, 19 June 2025

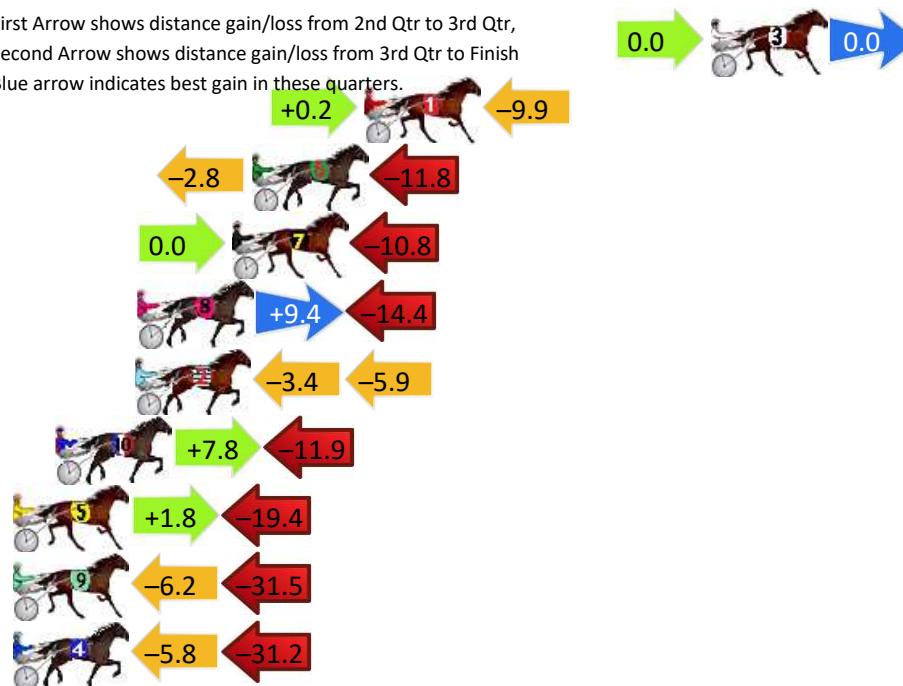
Gross Time: 2:34.50 MileRate: 1:57.00 LeadTime: 38.90s First Qtr: 30.30s Second Qtr: 28.60s Third Qtr: 28.20s Fourth Qtr: 28.50s

DATA TABLE: 800 / 400 Posi's are position from leader and (how wide the horse was at that position)

NoHorse	Plc	Mar	800 Posi	400 Posi	Time	3rd Qtr	4th Qt
3 Eye Can Try	1	0.0m	0.0m (0)	0.0m (0)	2:34.50	28.20s	28.50s
1 Larrikin Lenny	2	13.9m	4.2m (0)	4.0m (0)	2:35.54	28.18s	29.20s
6 Zen Master	3	18.4m	3.8m (1)	6.6m (2)	2:35.88	28.39s	29.34s
7 Rays Redemption	4	19.2m	8.4m (0)	8.4m (0)	2:35.94	28.20s	29.27s
8 Watchmedazzle	5	23.0m	18.0m (1)	8.6m (3)	2:36.22	27.53s	29.52s
2 Mizzz Adele	6	23.1m	13.8m (1)	17.2m (1)	2:36.23	28.44s	28.92s
10 Rio De Janeiro Blue	7	26.3m	22.2m (1)	14.4m (3)	2:36.47	27.65s	29.34s
5 Goodtime Bravo	8	30.2m	12.6m (0)	10.8m (1)	2:36.76	28.07s	29.87s
9 Whereishe	9	37.7m	0.0m (1)	6.2m (1)	2:37.32	28.63s	30.73s
4 Royal Vincent	10	45.2m	8.2m (1)	14.0m (2)	2:37.88	28.60s	30.71s

## Finish Position and metres gained

First Arrow shows distance gain/loss from 2nd Qtr to 3rd Qtr,  
Second Arrow shows distance gain/loss from 3rd Qtr to Finish  
Blue arrow indicates best gain in these quarters.



Visual positions in race at 2nd Quarter

800



Visual positions in race at 3rd Quarter

400



Powered by



Harness Analyser

Sectional Analysis Software

Not just form | Free Trial

[www.facebook.com/PJHarnessRacing](http://www.facebook.com/PJHarnessRacing)



RISE Digital, Harness Racing Australia nor the provider accepts any responsibility for the completeness or accuracy of any of the information contained herein, and makes no representations about its suitability for any particular purpose. Users should make their own judgements about those matters and/or seek independent advice. You assume all risks associated with use of data provided on this page

# Penrith Race 4 Distance 2125m

Thursday, 19 June 2025

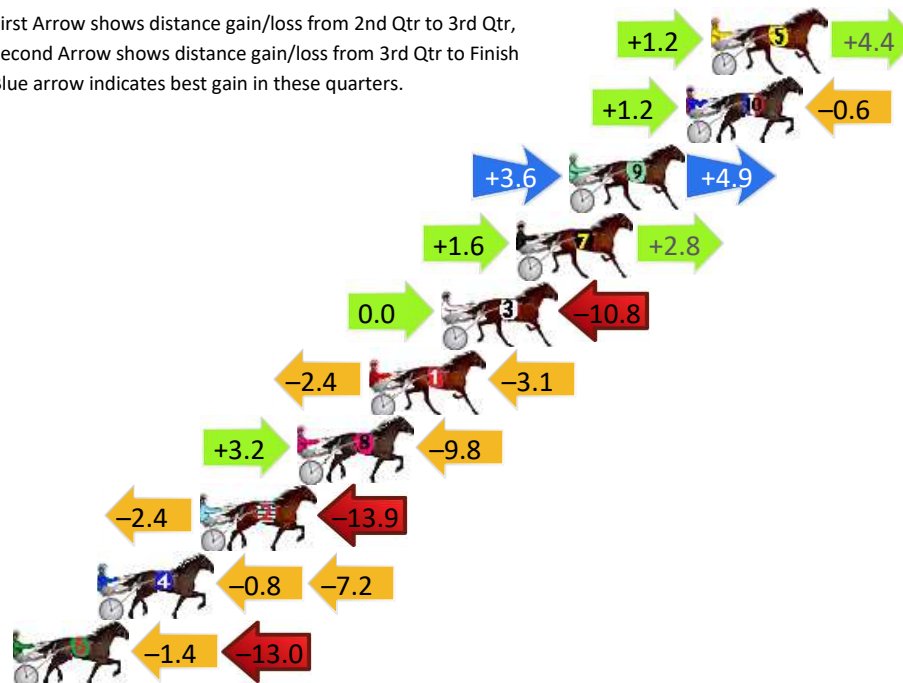
Gross Time: 2:34.50 MileRate: 1:57.00 LeadTime: 37.30s First Qtr: 30.90s Second Qtr: 29.50s Third Qtr: 28.30s Fourth Qtr: 28.50s

DATA TABLE: 800 / 400 Posi's are position from leader and (how wide the horse was at that position)

NoHorse	Plc	Mar	800 Posi	400 Posi	Time	3rd Qtr	4th Qt
5 Sweet Hayley Jane	1	0.0m	5.6m (1)	4.4m (1)	2:34.50	28.22s	28.19s
10 Our George Boston	2	1.0m	1.6m (1)	0.4m (1)	2:34.57	28.22s	28.54s
9 Namaka	3	5.7m	14.2m (1)	10.6m (3)	2:34.93	28.05s	28.15s
7 Prince Of Peace	4	7.8m	12.2m (0)	10.6m (2)	2:35.08	28.19s	28.30s
3 Hes A Meister	5	10.8m	0.0m (0)	0.0m (0)	2:35.31	28.30s	29.27s
1 Polka Delight	6	13.7m	8.2m (0)	10.6m (1)	2:35.53	28.47s	28.72s
8 Shell Shock	7	16.6m	10.0m (1)	6.8m (2)	2:35.74	28.07s	29.19s
2 Swedish Meatballs	8	20.5m	4.2m (0)	6.6m (0)	2:36.03	28.47s	29.48s
4 Killara Samurai	9	24.6m	16.6m (0)	17.4m (0)	2:36.34	28.35s	29.01s
6 Rock Supreme	10	33.0m	18.6m (1)	20.0m (1)	2:36.97	28.40s	29.42s


## Finish Position and metres gained

First Arrow shows distance gain/loss from 2nd Qtr to 3rd Qtr,  
Second Arrow shows distance gain/loss from 3rd Qtr to Finish  
Blue arrow indicates best gain in these quarters.



800

Visual positions in race at 2nd Quarter



400

Visual positions in race at 3rd Quarter



Powered by



Harness Analyser

Sectional Analysis Software

Not just form | Free Trial

[www.facebook.com/PJHarnessRacing](http://www.facebook.com/PJHarnessRacing)



RISE Digital, Harness Racing Australia nor the provider accepts any responsibility for the completeness or accuracy of any of the information contained herein, and makes no representations about its suitability for any particular purpose. Users should make their own judgements about those matters and/or seek independent advice. You assume all risks associated with use of data provided on this page



# Penrith Race 5 Distance 1720m

Thursday, 19 June 2025



Gross Time: 2:03.20 MileRate: 1:55.20 LeadTime: 7.40s First Qtr: 29.80s Second Qtr: 30.00s Third Qtr: 28.10s Fourth Qtr: 27.90s

DATA TABLE: 800 / 400 Posi's are position from leader and (how wide the horse was at that position)

No	Horse	Plc	Mar	800 Posi	400 Posi	Time	3rd Qtr	4th Qt
2	American Hammer	1	0.0m	4.2m (0)	4.4m (0)	2:03.20	28.11s	27.59s
3	Dangerous Threats	2	0.3m	0.0m (0)	0.0m (0)	2:03.22	28.10s	27.92s
8	Jilliby Fabio	3	1.6m	6.8m (1)	7.6m (2)	2:03.32	28.15s	27.48s
7	Foxy Dada	4	4.5m	8.6m (0)	9.2m (0)	2:03.53	28.14s	27.57s
9	Spirit Of Arion	5	5.7m	11.2m (1)	11.8m (3)	2:03.62	28.14s	27.48s
6	Force Full	6	8.6m	19.4m (1)	19.8m (1)	2:03.83	28.13s	27.12s
5	King Tiger	7	8.7m	2.2m (1)	4.2m (1)	2:03.84	28.24s	28.21s
10	Collect A Dime	8	9.2m	12.6m (0)	14.0m (1)	2:03.87	28.20s	27.57s
4	One For The Rodi	9	13.8m	15.4m (1)	15.8m (2)	2:04.21	28.13s	27.76s
1	Flo Ryda	10	27.0m	17.4m (0)	21.4m (0)	2:05.18	28.38s	28.29s

## Finish Position and metres gained

First Arrow shows distance gain/loss from 2nd Qtr to 3rd Qtr,  
Second Arrow shows distance gain/loss from 3rd Qtr to Finish  
Blue arrow indicates best gain in these quarters.



800

Visual positions in race at 2nd Quarter



400

Visual positions in race at 3rd Quarter



Powered by



Harness Analyser

Sectional Analysis Software

Not just form | Free Trial

[www.facebook.com/PJHarnessRacing](http://www.facebook.com/PJHarnessRacing)



RISE Digital, Harness Racing Australia nor the provider accepts any responsibility for the completeness or accuracy of any of the information contained herein, and makes no representations about its suitability for any particular purpose. Users should make their own judgements about those matters and/or seek independent advice. You assume all risks associated with use of data provided on this page

# Penrith Race 6 Distance 1720m

Thursday, 19 June 2025


Gross Time: 2:06.90 MileRate: 1:58.70 LeadTime: 7.60s First Qtr: 30.50s Second Qtr: 31.10s Third Qtr: 29.00s Fourth Qtr: 28.70s

DATA TABLE: 800 / 400 Posi's are position from leader and (how wide the horse was at that position)

No	Horse	Plc	Mar	800 Posi	400 Posi	Time	3rd Qtr	4th Qt
3	Blisses Best	1	0.0m	0.0m (0)	0.0m (0)	2:06.90	29.00s	28.70s
7	Violet Hanover	2	1.9m	8.2m (0)	8.4m (1)	2:07.04	29.01s	28.24s
4	Watch Africandance	3	6.5m	1.2m (1)	3.4m (1)	2:07.39	29.16s	28.92s
2	Im No Gift	4	9.6m	5.4m (1)	5.2m (2)	2:07.62	28.99s	29.01s
1	Go Tess Go	5	10.2m	4.0m (0)	4.4m (0)	2:07.67	29.03s	29.11s
10	Nothingbutwaves	6	10.6m	12.0m (0)	12.4m (1)	2:07.70	29.03s	28.57s
9	Stellina	7	11.2m	13.4m (1)	10.0m (3)	2:07.74	28.76s	28.79s
6	Birdy Gal	8	14.3m	16.0m (0)	13.4m (2)	2:07.98	28.81s	28.76s
5	Skye Mary Mac	9	15.3m	17.8m (1)	14.2m (3)	2:08.05	28.74s	28.78s


## Finish Position and metres gained

First Arrow shows distance gain/loss from 2nd Qtr to 3rd Qtr,  
Second Arrow shows distance gain/loss from 3rd Qtr to Finish  
Blue arrow indicates best gain in these quarters.



800

Visual positions in race at 2nd Quarter



400

Visual positions in race at 3rd Quarter



Powered by



Harness Analyser

Sectional Analysis Software

Not just form | Free Trial

[www.facebook.com/PJHarnessRacing](http://www.facebook.com/PJHarnessRacing)



RISE Digital, Harness Racing Australia nor the provider accepts any responsibility for the completeness or accuracy of any of the information contained herein, and makes no representations about its suitability for any particular purpose. Users should make their own judgements about those matters and/or seek independent advice. You assume all risks associated with use of data provided on this page

# Penrith Race 7 Distance 1720m

Thursday, 19 June 2025

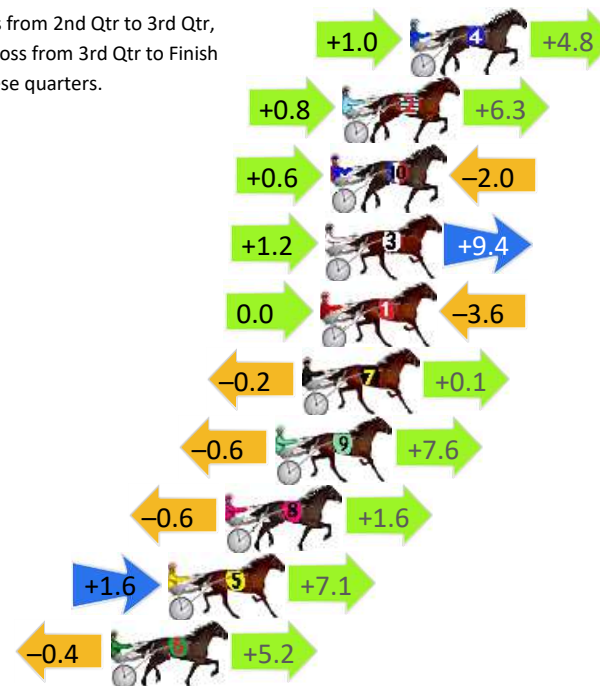
Gross Time: 2:06.40 MileRate: 1:58.30 LeadTime: 7.50s First Qtr: 30.30s Second Qtr: 30.60s Third Qtr: 29.10s Fourth Qtr: 28.90s

DATA TABLE: 800 / 400 Posi's are position from leader and (how wide the horse was at that position)

No	Horse	Plc	Mar	800 Posi	400 Posi	Time	3rd Qtr	4th Qt
4	Diletto	1	0.0m	5.8m (1)	4.8m (1)	2:06.40	29.03s	28.56s
2	Charlies Ace	2	2.7m	9.8m (1)	9.0m (1)	2:06.60	29.04s	28.45s
10	Lookin Good Margie	3	3.2m	1.8m (1)	1.2m (1)	2:06.64	29.06s	29.04s
3	Gidup Captain	4	3.4m	14.0m (1)	12.8m (1)	2:06.66	29.01s	28.22s
1	Weareallalone	5	3.6m	0.0m (0)	0.0m (0)	2:06.67	29.10s	29.16s
7	A Vapar Storm	6	4.3m	4.2m (0)	4.4m (0)	2:06.73	29.11s	28.89s
9	Lani Kai Beach	7	5.4m	12.4m (0)	13.0m (0)	2:06.81	29.14s	28.35s
8	Deewhy	8	7.4m	8.4m (0)	9.0m (0)	2:06.96	29.14s	28.79s
5	The Best Of You	9	9.7m	18.4m (1)	16.8m (1)	2:07.14	28.98s	28.39s
6	Ultimate Trouble	10	12.0m	16.8m (0)	17.2m (0)	2:07.31	29.13s	28.53s

## Finish Position and metres gained

First Arrow shows distance gain/loss from 2nd Qtr to 3rd Qtr,  
Second Arrow shows distance gain/loss from 3rd Qtr to Finish  
Blue arrow indicates best gain in these quarters.



800

Visual positions in race at 2nd Quarter



400

Visual positions in race at 3rd Quarter

# Penrith Race 8 Distance 1720m

Thursday, 19 June 2025


Gross Time: 2:06.70 MileRate: 1:58.50 LeadTime: 7.70s First Qtr: 30.60s Second Qtr: 31.40s Third Qtr: 29.10s Fourth Qtr: 27.90s

DATA TABLE: 800 / 400 Posi's are position from leader and (how wide the horse was at that position)

No	Horse	Plc	Mar	800 Posi	400 Posi	Time	3rd Qtr	4th Qt
2	Hunger Strike	1	0.0m	0.0m (0)	0.0m (0)	2:06.70	29.10s	27.90s
1	Ripstone Shorter	2	4.4m	3.8m (0)	4.2m (0)	2:07.02	29.13s	27.91s
7	Freedom Art	3	9.7m	7.6m (0)	8.4m (0)	2:07.41	29.16s	27.99s
9	Memphis Fury	4	11.9m	16.0m (1)	5.8m (2)	2:07.57	28.39s	28.32s
6	Ed Mendes	5	13.1m	20.2m (1)	10.0m (2)	2:07.66	28.38s	28.12s
5	Son Of The Shark	6	14.0m	3.0m (1)	2.6m (1)	2:07.73	29.09s	28.69s
10	Tommys Luck	7	14.8m	11.4m (0)	12.4m (0)	2:07.79	29.17s	28.07s
3	Prince Louie	8	18.1m	7.2m (1)	7.2m (1)	2:08.03	29.12s	28.66s
8	Gottadobetter	9	18.2m	11.4m (1)	11.4m (1)	2:08.04	29.11s	28.37s
4	Petes Ona Mission	10	20.5m	15.4m (0)	15.4m (1)	2:08.20	29.11s	28.25s

## Finish Position and metres gained

First Arrow shows distance gain/loss from 2nd Qtr to 3rd Qtr,  
Second Arrow shows distance gain/loss from 3rd Qtr to Finish  
Blue arrow indicates best gain in these quarters.



800

Visual positions in race at 2nd Quarter



400

Visual positions in race at 3rd Quarter



Powered by



Harness Analyser

Sectional Analysis Software

Not just form | Free Trial

[www.facebook.com/PJHarnessRacing](http://www.facebook.com/PJHarnessRacing)



RISE Digital, Harness Racing Australia nor the provider accepts any responsibility for the completeness or accuracy of any of the information contained herein, and makes no representations about its suitability for any particular purpose. Users should make their own judgements about those matters and/or seek independent advice. You assume all risks associated with use of data provided on this page



# Penrith Race 9 Distance 1720m

Thursday, 19 June 2025

Gross Time: 2:03.40 MileRate: 1:55.50 LeadTime: 7.60s First Qtr: 29.90s Second Qtr: 29.10s Third Qtr: 27.90s Fourth Qtr: 28.90s

DATA TABLE: 800 / 400 Posi's are position from leader and (how wide the horse was at that position)

NoHorse	Plc	Mar	800 Posi	400 Posi	Time	3rd Qtr	4th Qt
5 Startin To Gogh	1	0.0m	0.4m (1)	0.0m (1)	2:03.40	27.87s	28.90s
8 The County Sheriff	2	18.6m	8.2m (0)	16.0m (1)	2:04.81	28.45s	29.09s
10 Michael Caine	3	26.2m	18.2m (0)	24.2m (0)	2:05.39	28.32s	29.04s
1 Laser Stride	4	28.3m	0.0m (0)	3.6m (0)	2:05.55	28.12s	30.67s
6 Delightfully Sweet	5	28.7m	12.4m (0)	18.8m (0)	2:05.58	28.34s	29.61s
7 Decipher	6	30.6m	4.0m (0)	11.4m (0)	2:05.72	28.40s	30.28s
9 Kingston Rainbow	7	31.1m	21.6m (1)	32.6m (1)	2:05.76	28.68s	28.79s
2 Tiger Eupheme	8	32.5m	16.0m (1)	27.2m (3)	2:05.86	28.68s	29.28s
4 Tristar For Chris	9	32.9m	6.8m (1)	21.6m (1)	2:05.90	28.93s	29.71s
3 Dynamites Best	10	38.8m	11.8m (1)	23.0m (2)	2:06.34	28.67s	30.04s

## Finish Position and metres gained

First Arrow shows distance gain/loss from 2nd Qtr to 3rd Qtr,  
Second Arrow shows distance gain/loss from 3rd Qtr to Finish  
Blue arrow indicates best gain in these quarters.

