

Tamworth Race 1 Distance 1609m

Thursday, 19 June 2025

Gross Time: 1:58.90

MileRate: 1:58.90

LeadTime: 0.00s

First Qtr: 28.60s

Second Qtr: 31.70s

Third Qtr: 28.60s



Fourth Qtr: 30.00s

DATA TABLE: 800 / 400 Posi's are position from leader and (how wide the horse was at that position)

NoHorse	Plc	Mar	800 Posi	400 Posi	Time	3rd Qtr	4th Qt
2 Country Major	1	0.0m	0.0m (0)	0.0m (0)	1:58.90	28.60s	30.00s
1 Just Tommy	2	1.4m	5.2m (0)	4.4m (0)	1:59.01	28.55s	29.78s
3 Terror Flying	3	4.6m	7.4m (1)	6.2m (2)	1:59.26	28.52s	29.88s
10 Frozen Jewel	4	7.1m	2.6m (1)	2.4m (1)	1:59.46	28.58s	30.35s
6 Double Mach	5	8.2m	18.4m (0)	15.0m (0)	1:59.54	28.36s	29.49s
4 Bring Your Best	6	10.0m	17.2m (1)	16.4m (1)	1:59.69	28.55s	29.52s
7 Midas Shannon	7	10.6m	13.4m (0)	10.2m (0)	1:59.73	28.37s	30.03s
9 Benjimagee	8	15.9m	13.0m (1)	11.6m (2)	2:00.15	28.49s	30.32s
5 Frontliner	9	17.2m	21.4m (1)	21.0m (1)	2:00.25	28.58s	29.72s
8 Lady Pebbles	10	24.7m	9.2m (0)	12.0m (1)	2:00.84	28.78s	30.95s

Finish Position and metres gained

First Arrow shows distance gain/loss from 2nd Qtr to 3rd Qtr,
Second Arrow shows distance gain/loss from 3rd Qtr to Finish
Blue arrow indicates best gain in these quarters.



800

Visual positions in race at 2nd Quarter



400

Visual positions in race at 3rd Quarter



Powered by



Harness Analyser

Sectional Analysis Software

Not just form | Free Trial

www.facebook.com/PJHarnessRacing



RISE Digital, Harness Racing Australia nor the provider accepts any responsibility for the completeness or accuracy of any of the information contained herein, and makes no representations about its suitability for any particular purpose. Users should make their own judgements about those matters and/or seek independent advice. You assume all risks associated with use of data provided on this page

Tamworth Race 2 Distance 1609m

Thursday, 19 June 2025

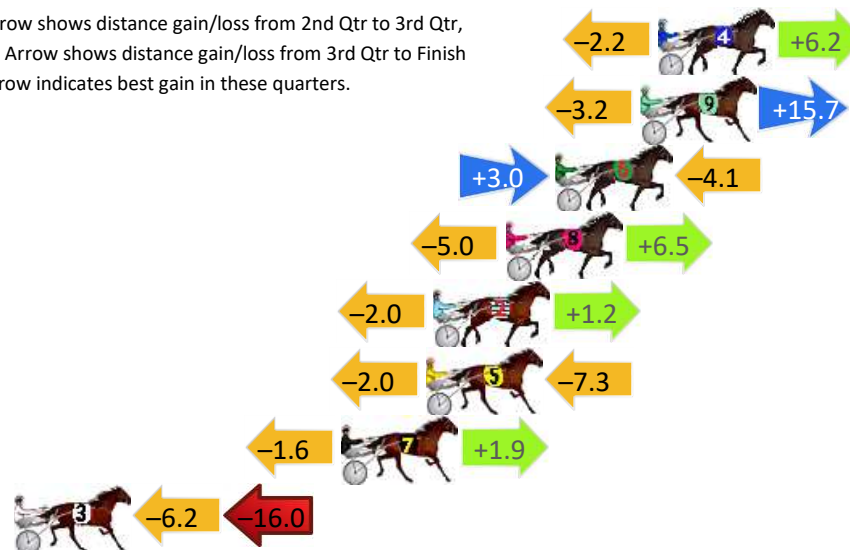
Gross Time: 1:59.50 MileRate: 1:59.50 LeadTime: 0.00s First Qtr: 28.60s Second Qtr: 29.70s Third Qtr: 29.70s Fourth Qtr: 31.50s

DATA TABLE: 800 / 400 Posi's are position from leader and (how wide the horse was at that position)

No	Horse	Plc	Mar	800 Posi	400 Posi	Time	3rd Qtr	4th Qt
4	Reasonably Sweet	1	0.0m	4.0m (0)	6.2m (0)	1:59.50	29.88s	31.01s
9	My Ultimate Hugo	2	0.7m	13.2m (1)	16.4m (2)	1:59.56	29.98s	30.27s
6	See The Dream	3	4.1m	3.0m (2)	0.0m (1)	1:59.84	29.46s	31.82s
8	Macedes	4	6.1m	7.6m (1)	12.6m (2)	2:00.00	30.09s	30.99s
2	What Again Shannon	5	9.0m	8.2m (0)	10.2m (0)	2:00.24	29.85s	31.41s
5	Whens Lunch	6	9.3m	0.0m (0)	2.0m (0)	2:00.27	29.84s	32.07s
7	Riley Rocket	7	12.7m	13.0m (0)	14.6m (0)	2:00.55	29.83s	31.35s
3	Heavenly Turbo	8	25.8m	3.6m (1)	9.8m (1)	2:01.62	30.14s	32.75s

Finish Position and metres gained

First Arrow shows distance gain/loss from 2nd Qtr to 3rd Qtr,
Second Arrow shows distance gain/loss from 3rd Qtr to Finish
Blue arrow indicates best gain in these quarters.



800

Visual positions in race at 2nd Quarter



400

Visual positions in race at 3rd Quarter



Tamworth Race 3 Distance 1609m

Thursday, 19 June 2025


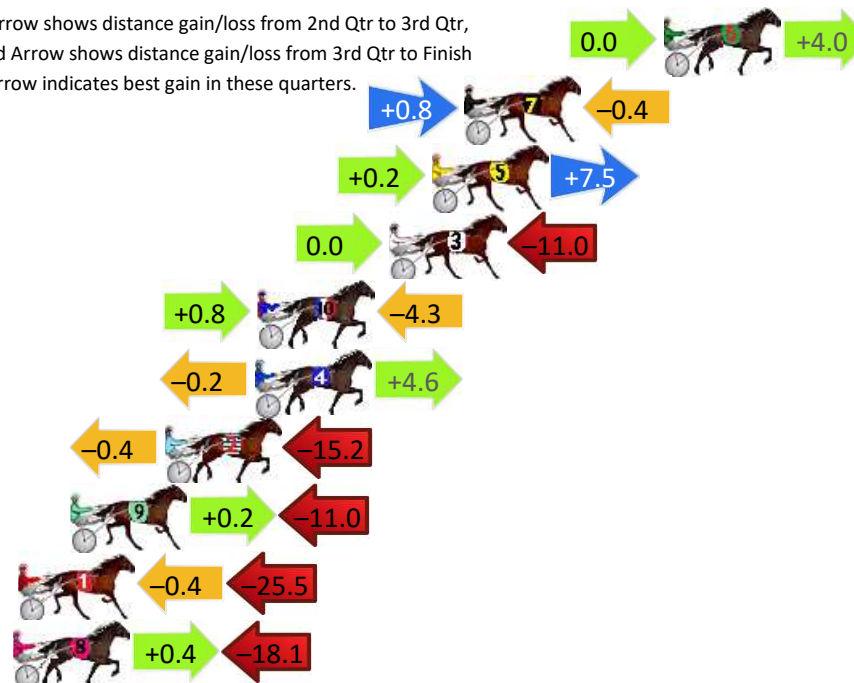
Gross Time: 1:58.20 MileRate: 1:58.20 LeadTime: 0.00s First Qtr: 28.20s Second Qtr: 29.50s Third Qtr: 30.10s Fourth Qtr: 30.50s

DATA TABLE: 800 / 400 Posi's are position from leader and (how wide the horse was at that position)

No	Horse	Plc	Mar	800 Posi	400 Posi	Time	3rd Qtr	4th Qt
6	Jacks Up	1	0.0m	4.0m (0)	4.0m (1)	1:58.20	30.10s	30.20s
7	Seven Rippin Aces	2	8.0m	8.4m (0)	7.6m (0)	1:58.84	30.04s	30.53s
5	Heavenly Song	3	9.3m	17.0m (1)	16.8m (1)	1:58.94	30.09s	29.93s
3	Iamnopet	4	11.0m	0.0m (1)	0.0m (1)	1:59.08	30.09s	31.33s
10	Safe Jewels	5	16.3m	12.8m (0)	12.0m (0)	1:59.50	30.04s	30.83s
4	Uncle Gregory	6	16.4m	20.8m (1)	21.0m (2)	1:59.51	30.12s	30.15s
2	Rolamax	7	20.0m	4.4m (1)	4.8m (2)	1:59.80	30.12s	31.65s
9	Slingshot	8	23.8m	13.0m (1)	12.8m (2)	2:00.10	30.08s	31.33s
1	Sonofabet	9	25.9m	0.0m (0)	0.4m (0)	2:00.27	30.12s	32.43s
8	Lookat Mee	10	26.1m	8.4m (1)	8.0m (3)	2:00.28	30.06s	31.87s

Finish Position and metres gained

First Arrow shows distance gain/loss from 2nd Qtr to 3rd Qtr,
Second Arrow shows distance gain/loss from 3rd Qtr to Finish
Blue arrow indicates best gain in these quarters.



Visual positions in race at 2nd Quarter

800



Visual positions in race at 3rd Quarter

400



Powered by



Harness Analyser

Sectional Analysis Software

Not just form | Free Trial

www.facebook.com/PJHarnessRacing



RISE Digital, Harness Racing Australia nor the provider accepts any responsibility for the completeness or accuracy of any of the information contained herein, and makes no representations about its suitability for any particular purpose. Users should make their own judgements about those matters and/or seek independent advice. You assume all risks associated with use of data provided on this page

Tamworth Race 4 Distance 1609m

Thursday, 19 June 2025


Gross Time: 1:59.60 MileRate: 1:59.60 LeadTime: 0.00s First Qtr: 32.90s Second Qtr: 29.50s Third Qtr: 28.30s Fourth Qtr: 28.90s

DATA TABLE: 800 / 400 Posi's are position from leader and (how wide the horse was at that position)

No	Horse	Plc	Mar	800 Posi	400 Posi	Time	3rd Qtr	4th Qt
1	My Rock Moves	1	0.0m	0.0m (0)	0.0m (0)	1:59.60	28.30s	28.90s
7	Eiffel From Heaven	2	3.4m	4.0m (0)	4.4m (0)	1:59.86	28.33s	28.83s
9	Classic Arc	3	15.3m	8.0m (0)	9.2m (0)	2:00.76	28.38s	29.34s
4	Stick Man	4	21.7m	15.4m (1)	19.4m (1)	2:01.25	28.58s	29.07s
2	Dougs Rules	5	24.0m	6.8m (1)	10.0m (1)	2:01.42	28.52s	29.91s
10	Reds Good To Go	6	25.1m	12.0m (0)	16.8m (0)	2:01.50	28.64s	29.50s
8	Katastrophee	7	26.7m	11.0m (1)	14.6m (1)	2:01.63	28.55s	29.77s
3	Justawarrior	8	27.8m	2.6m (1)	4.8m (1)	2:01.71	28.44s	30.55s
5	Thomas Royal	9	28.9m	19.2m (0)	22.0m (0)	2:01.79	28.49s	29.40s

Finish Position and metres gained

First Arrow shows distance gain/loss from 2nd Qtr to 3rd Qtr,
Second Arrow shows distance gain/loss from 3rd Qtr to Finish
Blue arrow indicates best gain in these quarters.



800

Visual positions in race at 2nd Quarter



400

Visual positions in race at 3rd Quarter



Powered by



Harness Analyser

Sectional Analysis Software

Not just form | Free Trial

www.facebook.com/PJHarnessRacing



RISE Digital, Harness Racing Australia nor the provider accepts any responsibility for the completeness or accuracy of any of the information contained herein, and makes no representations about its suitability for any particular purpose. Users should make their own judgements about those matters and/or seek independent advice. You assume all risks associated with use of data provided on this page

Tamworth Race 5 Distance 1980m

Thursday, 19 June 2025

Gross Time: 2:26.20

MileRate: 1:58.80

LeadTime: 26.40s

First Qtr: 30.50s

Second Qtr: 29.50s

Third Qtr: 29.00s

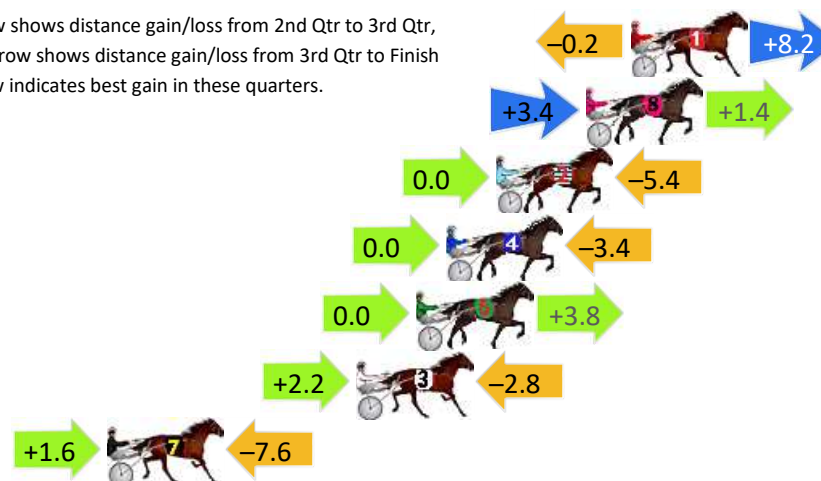
Fourth Qtr: 30.80s

DATA TABLE: 800 / 400 Posi's are position from leader and (how wide the horse was at that position)

NoHorse	Plc	Mar	800 Posi	400 Posi	Time	3rd Qtr	4th Qt
1 Killara Shogun	1	0.0m	8.0m (0)	8.2m (0)	2:26.20	29.03s	30.17s
8 Annie Crocker	2	1.8m	6.6m (1)	3.2m (1)	2:26.35	28.75s	30.69s
2 Dual Cam	3	5.4m	0.0m (0)	0.0m (0)	2:26.64	28.99s	31.21s
4 Limousine Cheeky	4	7.4m	4.0m (0)	4.0m (0)	2:26.80	28.99s	31.06s
6 Whiskey Royale	5	8.6m	12.4m (0)	12.4m (0)	2:26.89	29.01s	30.51s
3 Ohwhatiwouldgive	6	11.0m	10.4m (1)	8.2m (1)	2:27.09	28.83s	31.01s
7 Smolenski	7	21.0m	15.0m (1)	13.4m (1)	2:27.89	28.86s	31.38s

Finish Position and metres gained

First Arrow shows distance gain/loss from 2nd Qtr to 3rd Qtr,
Second Arrow shows distance gain/loss from 3rd Qtr to Finish
Blue arrow indicates best gain in these quarters.



800

Visual positions in race at 2nd Quarter



400

Visual positions in race at 3rd Quarter



Powered by



Harness Analyser

Sectional Analysis Software

Not just form | Free Trial

www.facebook.com/PJHarnessRacing



RISE Digital, Harness Racing Australia nor the provider accepts any responsibility for the completeness or accuracy of any of the information contained herein, and makes no representations about its suitability for any particular purpose. Users should make their own judgements about those matters and/or seek independent advice. You assume all risks associated with use of data provided on this page

Tamworth Race 6 Distance 1980m

Thursday, 19 June 2025

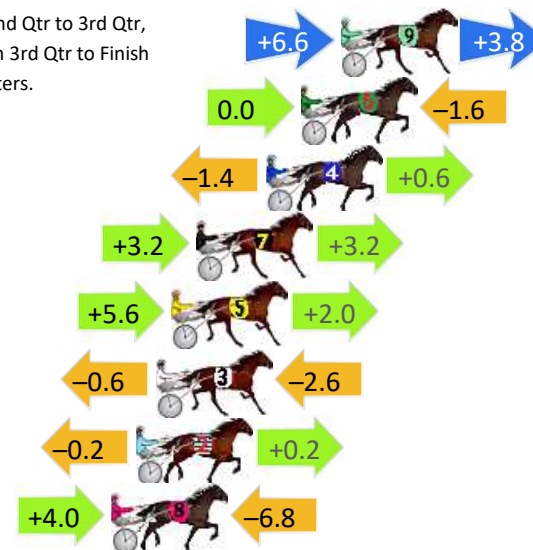
Gross Time: 2:26.60 MileRate: 1:59.20 LeadTime: 26.40s First Qtr: 30.40s Second Qtr: 29.70s Third Qtr: 29.90s Fourth Qtr: 30.20s

DATA TABLE: 800 / 400 Posi's are position from leader and (how wide the horse was at that position)

No	Horse	Plc	Mar	800 Posi	400 Posi	Time	3rd Qtr	4th Qt
9	Threebushelsofoats	1	0.0m	10.4m (1)	3.8m (3)	2:26.60	29.41s	29.91s
6	Gotonebetter	2	1.6m	0.0m (0)	0.0m (0)	2:26.73	29.90s	30.32s
4	Rainbow Jet	3	3.0m	2.2m (1)	3.6m (1)	2:26.84	30.00s	30.15s
7	Lucky Beach Boy	4	5.8m	12.2m (0)	9.0m (0)	2:27.06	29.66s	29.96s
5	Rocket Boy	5	6.8m	14.4m (1)	8.8m (2)	2:27.14	29.48s	30.05s
3	Mini Mine Yet	6	7.4m	4.2m (0)	4.8m (0)	2:27.19	29.94s	30.40s
2	Rip Jackson	7	8.2m	8.2m (0)	8.4m (1)	2:27.25	29.92s	30.18s
8	Bee Seventeen	8	9.2m	6.4m (1)	2.4m (2)	2:27.33	29.60s	30.71s

Finish Position and metres gained

First Arrow shows distance gain/loss from 2nd Qtr to 3rd Qtr,
Second Arrow shows distance gain/loss from 3rd Qtr to Finish
Blue arrow indicates best gain in these quarters.



800

Visual positions in race at 2nd Quarter



400

Visual positions in race at 3rd Quarter



Powered by



Harness Analyser

Sectional Analysis Software

Not just form | Free Trial

www.facebook.com/PJHarnessRacing



RISE Digital, Harness Racing Australia nor the provider accepts any responsibility for the completeness or accuracy of any of the information contained herein, and makes no representations about its suitability for any particular purpose. Users should make their own judgements about those matters and/or seek independent advice. You assume all risks associated with use of data provided on this page

Tamworth Race 7 Distance 1609m

Thursday, 19 June 2025

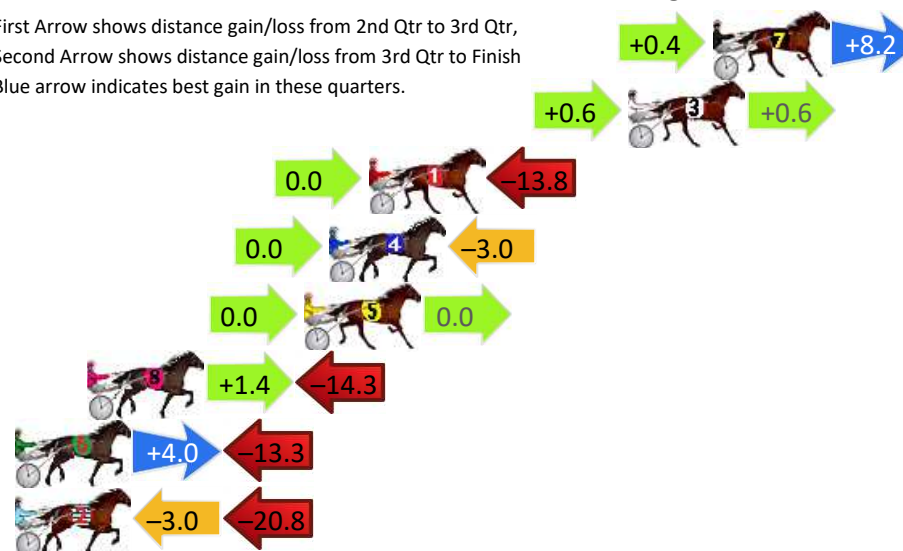
Gross Time: 1:54.60 MileRate: 1:54.60 LeadTime: 0.00s First Qtr: 27.00s Second Qtr: 29.00s Third Qtr: 29.30s Fourth Qtr: 29.20s

DATA TABLE: 800 / 400 Posi's are position from leader and (how wide the horse was at that position)

NoHorse	Plc	Mar	800 Posi	400 Posi	Time	3rd Qtr	4th Qt
7 Ashleys Blue Chip	1	0.0m	8.6m (0)	8.2m (0)	1:54.60	29.27s	28.60s
3 Grosso Naso	2	3.4m	4.6m (0)	4.0m (0)	1:54.86	29.26s	29.16s
1 Ultimate Cruza	3	13.8m	0.0m (0)	0.0m (0)	1:55.66	29.30s	30.20s
4 Rocktagonal	4	15.4m	12.4m (0)	12.4m (0)	1:55.78	29.30s	29.42s
5 Night To Remember	5	16.4m	16.4m (1)	16.4m (0)	1:55.86	29.30s	29.20s
8 Racing Paula	6	25.1m	12.2m (1)	10.8m (2)	1:56.52	29.20s	30.24s
6 Fast Tracker	7	29.9m	20.6m (1)	16.6m (1)	1:56.89	29.01s	30.17s
2 Renrow Lad	8	31.8m	8.0m (1)	11.0m (1)	1:57.04	29.52s	30.71s

Finish Position and metres gained

First Arrow shows distance gain/loss from 2nd Qtr to 3rd Qtr,
Second Arrow shows distance gain/loss from 3rd Qtr to Finish
Blue arrow indicates best gain in these quarters.



8
0
0

Visual positions in race at 2nd Quarter



4
0
0

Visual positions in race at 3rd Quarter



Powered by



Harness Analyser

Sectional Analysis Software

Not just form | Free Trial

www.facebook.com/PJHarnessRacing



RISE Digital, Harness Racing Australia nor the provider accepts any responsibility for the completeness or accuracy of any of the information contained herein, and makes no representations about its suitability for any particular purpose. Users should make their own judgements about those matters and/or seek independent advice. You assume all risks associated with use of data provided on this page