

Newcastle Race 1 Distance 2030m

Friday, 20 June 2025

Gross Time: 2:26.10

MileRate: 1:55.80

LeadTime: 28.90s

First Qtr: 29.70s

Second Qtr: 29.90s

Third Qtr: 29.00s



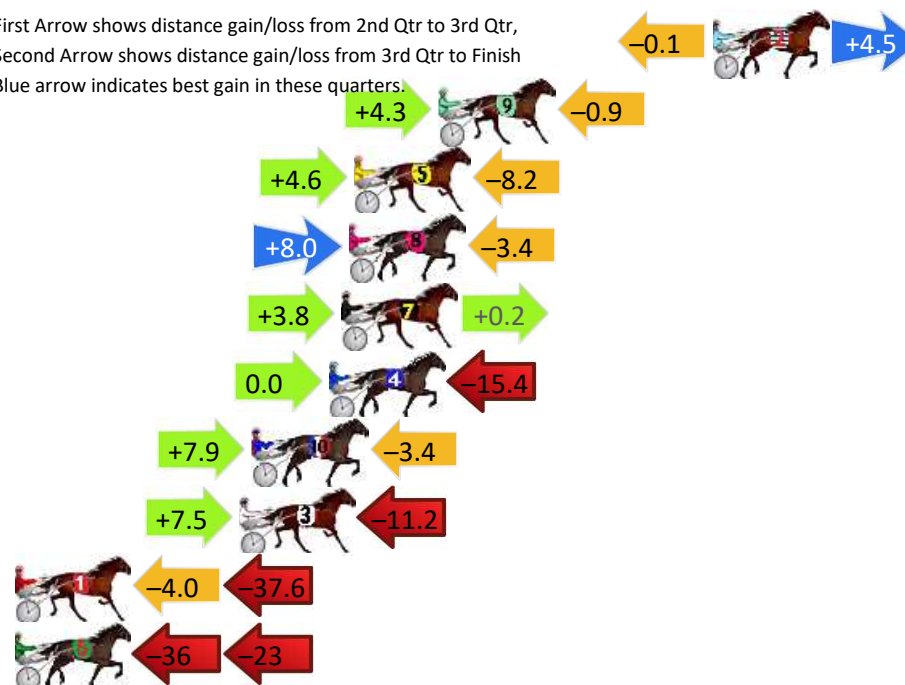
Fourth Qtr: 28.60s

DATA TABLE: 800 / 400 Posi's are position from leader and (how wide the horse was at that position)

No	Horse	Plc	Mar	800 Posi	400 Posi	Time	3rd Qtr	4th Qt
2	Cheddar Valley	1	0.0m	4.4m (0)	4.5m (0)	2:26.10	29.00s	28.28s
9	Captain Dorian	2	11.0m	14.4m (0)	10.1m (1)	2:26.93	28.68s	28.71s
5	Next To Me	3	14.4m	10.8m (1)	6.2m (1)	2:27.18	28.66s	29.24s
8	Abstract Art	4	14.6m	19.2m (1)	11.2m (3)	2:27.20	28.42s	28.90s
7	Ideal Mondo	5	14.9m	18.9m (0)	15.1m (1)	2:27.22	28.72s	28.64s
4	Longnwingroad	6	15.4m	0.0m (0)	0.0m (0)	2:27.26	29.00s	29.76s
10	Heavenly Reason	7	18.5m	23.0m (1)	15.1m (2)	2:27.49	28.42s	28.91s
3	Parallel	8	19.0m	15.3m (1)	7.8m (2)	2:27.53	28.46s	29.47s
1	Franco Storm	9	51.0m	9.4m (0)	13.4m (0)	2:29.93	29.28s	31.47s
6	Stealth Bomba	10	64.9m	6.4m (1)	41.9m (1)	2:30.97	31.54s	30.47s

Finish Position and metres gained

First Arrow shows distance gain/loss from 2nd Qtr to 3rd Qtr,
Second Arrow shows distance gain/loss from 3rd Qtr to Finish
Blue arrow indicates best gain in these quarters.



Newcastle Race 2 Distance 1609m

Friday, 20 June 2025

Gross Time: 1:55.30 MileRate: 1:55.30 LeadTime: 0.00s First Qtr: 27.80s Second Qtr: 30.90s Third Qtr: 28.40s Fourth Qtr: 28.20s

DATA TABLE: 800 / 400 Posi's are position from leader and (how wide the horse was at that position)

No	Horse	Plc	Mar	800 Posi	400 Posi	Time	3rd Qtr	4th Qt
8	Karaoke King	1	0.0m	27.5m (1)	11.4m (2)	1:55.30	27.26s	27.40s
5	Mammals Riddle	2	1.7m	0.0m (0)	0.0m (0)	1:55.43	28.40s	28.33s
2	Nifty Studleigh	3	5.1m	4.5m (0)	4.6m (0)	1:55.68	28.40s	28.26s
7	Explosive Bronski	4	5.2m	23.0m (1)	6.8m (3)	1:55.69	27.26s	28.11s
3	Rippin Rupert	5	7.7m	8.8m (1)	6.8m (1)	1:55.87	28.26s	28.29s
6	Spirit King	6	8.0m	4.8m (1)	2.3m (1)	1:55.89	28.22s	28.63s
9	Amillion Promises	7	9.3m	8.5m (0)	8.5m (0)	1:55.99	28.40s	28.29s
4	Bettor Cheer	8	11.9m	13.9m (1)	11.4m (1)	1:56.18	28.22s	28.28s
10	Wills Way	9	14.6m	19.0m (1)	3.4m (2)	1:56.38	27.30s	29.04s
11	Miss Out	10	14.8m	12.5m (0)	12.5m (0)	1:56.40	28.40s	28.42s

Finish Position and metres gained

First Arrow shows distance gain/loss from 2nd Qtr to 3rd Qtr,
Second Arrow shows distance gain/loss from 3rd Qtr to Finish
Blue arrow indicates best gain in these quarters.



Visual positions in race at 2nd Quarter



Visual positions in race at 3rd Quarter

Newcastle Race 3 Distance 1609m

Friday, 20 June 2025

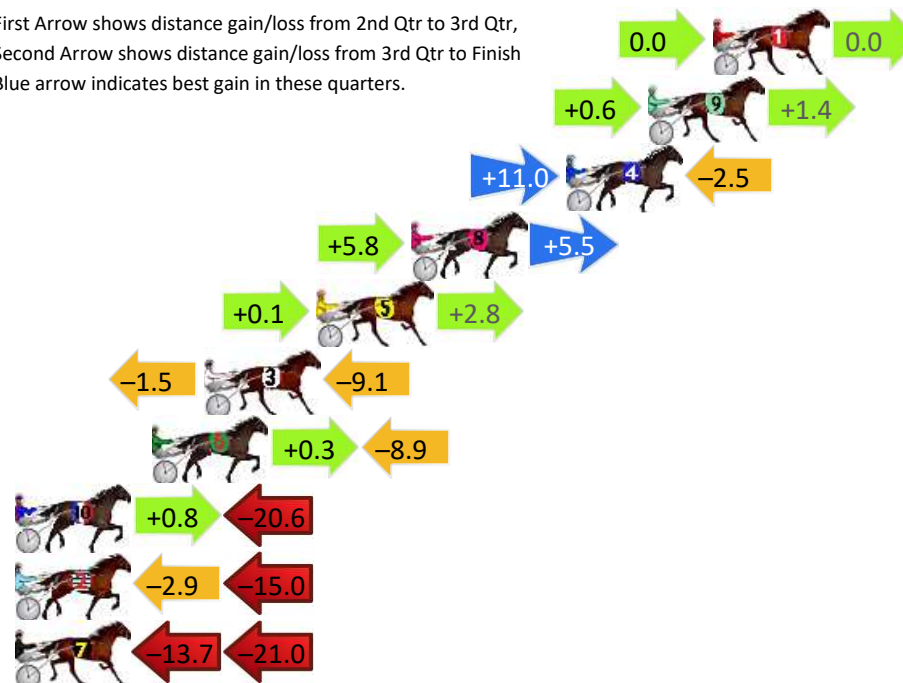
Gross Time: 1:52.70 MileRate: 1:52.70 LeadTime: 0.00s First Qtr: 27.30s Second Qtr: 28.60s Third Qtr: 27.90s Fourth Qtr: 28.90s

DATA TABLE: 800 / 400 Posi's are position from leader and (how wide the horse was at that position)

No	Horse	Plc	Mar	800 Posi	400 Posi	Time	3rd Qtr	4th Qt
1	Kasbah	1	0.0m	0.0m (0)	0.0m (0)	1:52.70	27.90s	28.90s
9	McCrikey	2	2.6m	4.6m (0)	4.0m (0)	1:52.90	27.86s	28.82s
4	Dance With Carmer	3	5.9m	14.4m (2)	3.4m (1)	1:53.15	27.14s	29.11s
8	Heza Player	4	12.1m	23.4m (1)	17.6m (2)	1:53.62	27.52s	28.58s
5	American Werewolf	5	15.9m	18.8m (1)	18.7m (0)	1:53.91	27.92s	28.79s
3	Lullaby	6	20.4m	9.8m (2)	11.3m (1)	1:54.25	28.02s	29.65s
6	Sunshine Pepper	7	22.5m	13.9m (0)	13.6m (0)	1:54.41	27.90s	29.65s
10	Abdicate	8	28.5m	8.7m (0)	7.9m (0)	1:54.86	27.86s	30.50s
2	Sky City	9	28.6m	10.7m (1)	13.6m (2)	1:54.87	28.12s	30.11s
7	Mister Cheese	10	40.8m	6.1m (1)	19.8m (1)	1:55.79	28.88s	30.59s


Finish Position and metres gained

First Arrow shows distance gain/loss from 2nd Qtr to 3rd Qtr,
Second Arrow shows distance gain/loss from 3rd Qtr to Finish
Blue arrow indicates best gain in these quarters.



Visual positions in race at 2nd Quarter

800



Visual positions in race at 3rd Quarter

400



Powered by



Harness Analyser

Sectional Analysis Software

Not just form | Free Trial

www.facebook.com/PJHarnessRacing



RISE Digital, Harness Racing Australia nor the provider accepts any responsibility for the completeness or accuracy of any of the information contained herein, and makes no representations about its suitability for any particular purpose. Users should make their own judgements about those matters and/or seek independent advice. You assume all risks associated with use of data provided on this page

Newcastle Race 4 Distance 1609m

Friday, 20 June 2025


Gross Time: 1:53.50 MileRate: 1:53.50 LeadTime: 0.00s First Qtr: 28.40s Second Qtr: 29.40s Third Qtr: 27.90s Fourth Qtr: 27.80s

DATA TABLE: 800 / 400 Posi's are position from leader and (how wide the horse was at that position)

No	Horse	Plc	Mar	800 Posi	400 Posi	Time	3rd Qtr	4th Qt
2	Mr Teddy	1	0.0m	0.0m (0)	0.0m (0)	1:53.50	27.90s	27.80s
1	The Greek General	2	0.0m	4.6m (0)	4.1m (0)	1:53.50	27.86s	27.52s
5	Maurlen Boy	3	0.8m	7.2m (1)	3.5m (2)	1:53.56	27.64s	27.62s
9	Our Ideal Dream	4	10.9m	9.8m (0)	8.7m (0)	1:54.30	27.82s	28.00s
10	Escalera	5	14.9m	11.8m (1)	9.8m (1)	1:54.59	27.76s	28.21s
4	The Cid	6	16.4m	21.1m (1)	11.0m (2)	1:54.70	27.20s	28.24s
6	Bat Matson	7	16.5m	25.1m (1)	17.9m (1)	1:54.71	27.40s	27.77s
3	Lord Memnock	8	18.6m	17.0m (1)	13.9m (1)	1:54.86	27.68s	28.20s
7	Arnies Army	9	20.3m	3.2m (1)	3.5m (1)	1:54.98	27.92s	29.04s
8	Sweetly Spoken	10	23.0m	19.0m (0)	13.3m (0)	1:55.18	27.50s	28.56s

Finish Position and metres gained

First Arrow shows distance gain/loss from 2nd Qtr to 3rd Qtr,
Second Arrow shows distance gain/loss from 3rd Qtr to Finish
Blue arrow indicates best gain in these quarters.



Visual positions in race at 2nd Quarter

800



Visual positions in race at 3rd Quarter

400



Powered by



Harness Analyser

Sectional Analysis Software

Not just form | Free Trial

www.facebook.com/PJHarnessRacing



RISE Digital, Harness Racing Australia nor the provider accepts any responsibility for the completeness or accuracy of any of the information contained herein, and makes no representations about its suitability for any particular purpose. Users should make their own judgements about those matters and/or seek independent advice. You assume all risks associated with use of data provided on this page

Newcastle Race 5 Distance 2030m

Friday, 20 June 2025

Gross Time: 2:25.50

MileRate: 1:55.30

LeadTime: 28.30s

First Qtr: 30.90s

Second Qtr: 30.90s

Third Qtr: 27.90s

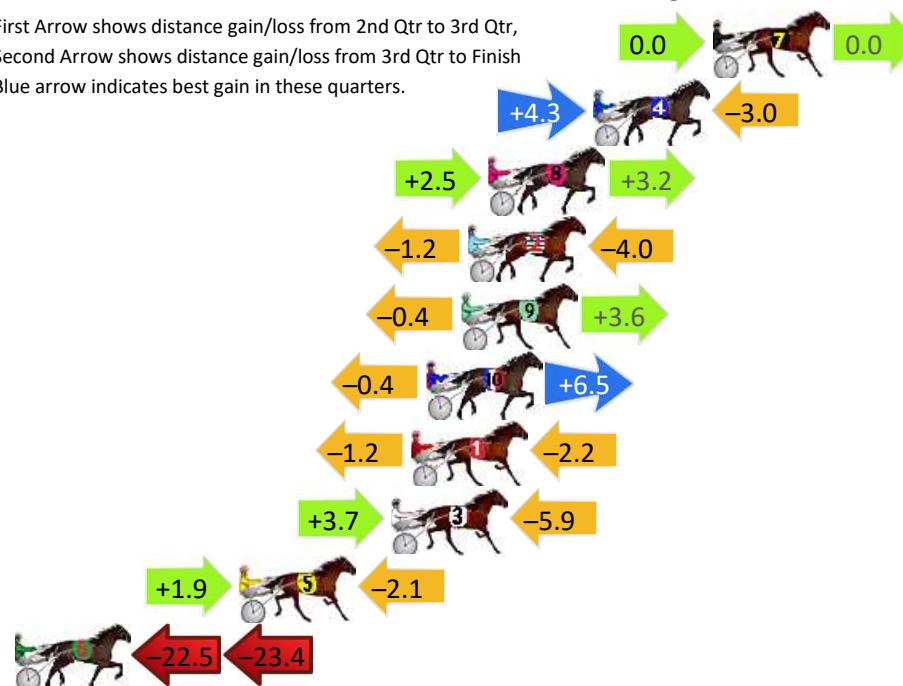
Fourth Qtr: 27.50s

DATA TABLE: 800 / 400 Posi's are position from leader and (how wide the horse was at that position)

No	Horse	Plc	Mar	800 Posi	400 Posi	Time	3rd Qtr	4th Qt
7	Hugo Maguire	1	0.0m	0.0m (0)	0.0m (0)	2:25.50	27.90s	27.50s
4	Gipsy Princess	2	4.8m	6.1m (1)	1.8m (1)	2:25.85	27.60s	27.73s
8	Paradise Point	3	9.0m	14.7m (1)	12.2m (1)	2:26.15	27.72s	27.31s
2	Little Demon	4	9.8m	4.6m (0)	5.8m (0)	2:26.21	27.98s	27.81s
9	Chicago Bart	5	10.1m	13.3m (0)	13.7m (0)	2:26.23	27.92s	27.29s
10	Flare Up	6	11.5m	17.6m (0)	18.0m (0)	2:26.33	27.92s	27.09s
1	Sally Bigtime	7	12.1m	8.7m (0)	9.9m (0)	2:26.38	27.98s	27.70s
3	Rocknroll Gig	8	12.9m	10.7m (1)	7.0m (1)	2:26.43	27.64s	27.95s
5	Sheza Rebel	9	19.0m	18.8m (1)	16.9m (1)	2:26.87	27.76s	27.71s
6	Classy Dancer	10	67.8m	21.9m (0)	44.4m (0)	2:30.41	29.44s	29.35s

Finish Position and metres gained

First Arrow shows distance gain/loss from 2nd Qtr to 3rd Qtr,
Second Arrow shows distance gain/loss from 3rd Qtr to Finish
Blue arrow indicates best gain in these quarters.



800

Visual positions in race at 2nd Quarter



400

Visual positions in race at 3rd Quarter



Powered by



Harness Analyser

Sectional Analysis Software

Not just form | Free Trial

www.facebook.com/PJHarnessRacing



RISE Digital, Harness Racing Australia nor the provider accepts any responsibility for the completeness or accuracy of any of the information contained herein, and makes no representations about its suitability for any particular purpose. Users should make their own judgements about those matters and/or seek independent advice. You assume all risks associated with use of data provided on this page

Newcastle Race 6 Distance 1609m

Friday, 20 June 2025


Gross Time: 1:52.10 MileRate: 1:52.10 LeadTime: 0.00s First Qtr: 27.60s Second Qtr: 29.20s Third Qtr: 27.30s Fourth Qtr: 28.00s

DATA TABLE: 800 / 400 Posi's are position from leader and (how wide the horse was at that position)

NoHorse	Plc	Mar	800 Posi	400 Posi	Time	3rd Qtr	4th Qt
1 Van Basten	1	0.0m	4.1m (0)	4.7m (0)	1:52.10	27.34s	27.68s
3 Jay Ok	2	1.6m	5.6m (1)	2.3m (1)	1:52.22	27.08s	27.96s
10 Rock Fisherman	3	9.7m	14.7m (0)	9.9m (0)	1:52.81	26.98s	28.03s
4 Heavenly Holly	4	9.7m	15.6m (1)	13.4m (1)	1:52.81	27.16s	27.79s
9 Seve	5	14.0m	10.0m (0)	7.9m (1)	1:53.13	27.16s	28.49s
7 Give Me A Minute	6	15.8m	0.0m (0)	0.0m (0)	1:53.26	27.30s	29.16s
8 Port Au Prince	7	17.4m	19.8m (1)	17.5m (1)	1:53.38	27.16s	28.08s
6 Quaddie Vc	8	17.9m	20.0m (0)	16.3m (0)	1:53.42	27.06s	28.20s
2 Itzmineontheline	9	26.5m	10.9m (1)	11.6m (2)	1:54.05	27.36s	29.15s

Finish Position and metres gained

First Arrow shows distance gain/loss from 2nd Qtr to 3rd Qtr,
Second Arrow shows distance gain/loss from 3rd Qtr to Finish
Blue arrow indicates best gain in these quarters.



800

Visual positions in race at 2nd Quarter



400

Visual positions in race at 3rd Quarter



Powered by



Harness Analyser

Sectional Analysis Software

Not just form | Free Trial

www.facebook.com/PJHarnessRacing



RISE Digital, Harness Racing Australia nor the provider accepts any responsibility for the completeness or accuracy of any of the information contained herein, and makes no representations about its suitability for any particular purpose. Users should make their own judgements about those matters and/or seek independent advice. You assume all risks associated with use of data provided on this page

Newcastle Race 7 Distance 2030m

Friday, 20 June 2025



Gross Time: 2:27.20 MileRate: 1:56.70 LeadTime: 29.00s First Qtr: 31.00s Second Qtr: 29.60s Third Qtr: 28.50s Fourth Qtr: 29.10s

DATA TABLE: 800 / 400 Posi's are position from leader and (how wide the horse was at that position)

No	Horse	Plc	Mar	800 Posi	400 Posi	Time	3rd Qtr	4th Qt
2	Watch Your Back	1	0.0m	4.0m (0)	3.9m (1)	2:27.20	28.50s	28.82s
4	Racing Writer	2	0.6m	0.0m (0)	0.0m (0)	2:27.25	28.50s	29.15s
1	Hes My Reason	3	9.1m	7.9m (0)	6.7m (0)	2:27.89	28.42s	29.31s
3	Obadiah Dragon	4	9.6m	17.2m (1)	10.1m (3)	2:27.93	28.00s	29.11s
9	Drakaina	5	9.9m	11.9m (0)	11.2m (0)	2:27.96	28.46s	29.06s
6	Double It Harry	6	11.8m	22.9m (1)	15.7m (1)	2:28.10	28.00s	28.88s
10	Bouganvillea	7	14.8m	12.7m (1)	11.2m (2)	2:28.33	28.40s	29.43s
8	Avenger	8	16.2m	27.4m (1)	15.1m (3)	2:28.44	27.64s	29.26s
7	Spunkys Gotsecrets	9	33.7m	8.2m (1)	6.7m (2)	2:29.77	28.40s	31.19s
5	Tigernator	10	40.6m	2.0m (1)	9.5m (1)	2:30.30	29.04s	31.52s

Finish Position and metres gained

First Arrow shows distance gain/loss from 2nd Qtr to 3rd Qtr,
Second Arrow shows distance gain/loss from 3rd Qtr to Finish
Blue arrow indicates best gain in these quarters.



Visual positions in race at 2nd Quarter

800



Visual positions in race at 3rd Quarter

400



Powered by



Harness Analyser

Sectional Analysis Software

Not just form | Free Trial

www.facebook.com/PJHarnessRacing



RISE Digital, Harness Racing Australia nor the provider accepts any responsibility for the completeness or accuracy of any of the information contained herein, and makes no representations about its suitability for any particular purpose. Users should make their own judgements about those matters and/or seek independent advice. You assume all risks associated with use of data provided on this page

Newcastle Race 8 Distance 1609m

Friday, 20 June 2025


Gross Time: 1:54.50 MileRate: 1:54.50 LeadTime: 0.00s First Qtr: 28.60s Second Qtr: 29.90s Third Qtr: 27.40s Fourth Qtr: 28.60s

DATA TABLE: 800 / 400 Posi's are position from leader and (how wide the horse was at that position)

No	Horse	Plc	Mar	800 Posi	400 Posi	Time	3rd Qtr	4th Qt
2	Mary Anne Rose	1	0.0m	0.0m (0)	0.0m (0)	1:54.50	27.40s	28.60s
1	Ire Of The Dragon	2	1.6m	4.7m (0)	4.6m (0)	1:54.62	27.40s	28.40s
9	Onetangi Girl	3	2.0m	9.4m (0)	8.6m (0)	1:54.65	27.36s	28.15s
8	Ultimate Rhapsody	4	3.5m	4.4m (1)	4.0m (1)	1:54.76	27.38s	28.58s
3	Wat Ever You Need	5	6.1m	13.2m (1)	12.1m (1)	1:54.96	27.34s	28.22s
5	Crusader Miss	6	6.4m	8.5m (1)	8.1m (1)	1:54.98	27.38s	28.52s
10	Bodyline	7	9.3m	17.3m (1)	16.7m (1)	1:55.20	27.38s	28.14s
4	Lucky Rictor	8	10.9m	14.1m (0)	15.0m (0)	1:55.32	27.48s	28.38s
7	Two Ticks	9	16.1m	23.2m (1)	21.3m (1)	1:55.71	27.30s	28.33s
6	Neon Tiger	10	17.0m	27.9m (1)	10.4m (2)	1:55.78	26.22s	29.16s

Finish Position and metres gained

First Arrow shows distance gain/loss from 2nd Qtr to 3rd Qtr,
Second Arrow shows distance gain/loss from 3rd Qtr to Finish
Blue arrow indicates best gain in these quarters.



800

Visual positions in race at 2nd Quarter



400

Visual positions in race at 3rd Quarter

Newcastle Race 9 Distance 1609m

Friday, 20 June 2025



Gross Time: 1:56.90 MileRate: 1:56.90 LeadTime: 0.00s First Qtr: 28.70s Second Qtr: 29.80s Third Qtr: 29.40s Fourth Qtr: 29.00s

DATA TABLE: 800 / 400 Posi's are position from leader and (how wide the horse was at that position)

No	Horse	Plc	Mar	800 Posi	400 Posi	Time	3rd Qtr	4th Qt
4	Fearful	1	0.0m	4.4m (0)	4.4m (0)	1:56.90	29.40s	28.68s
9	Kiki Meister	2	6.2m	0.0m (0)	0.0m (0)	1:57.37	29.40s	29.47s
5	This Is Heaven	3	7.4m	25.7m (0)	9.4m (1)	1:57.46	28.20s	28.88s
3	Mickeys Run	4	12.0m	20.5m (1)	3.3m (1)	1:57.81	28.14s	29.67s
10	Blazing High	5	23.4m	36.1m (0)	14.9m (0)	1:58.68	27.84s	29.70s
8	Mira Domina	6	54.9m	43.8m (0)	35.6m (1)	2:01.08	28.78s	30.60s
6	Barshoc	7	72.1m	11.5m (0)	21.5m (0)	2:02.39	30.12s	32.93s
2	Blissfull Red	8	72.8m	19.2m (0)	25.4m (1)	2:02.44	29.84s	32.70s
7	The Captainess	9	78.1m	26.0m (1)	50.7m (1)	2:02.84	31.18s	31.26s

Finish Position and metres gained

First Arrow shows distance gain/loss from 2nd Qtr to 3rd Qtr,
Second Arrow shows distance gain/loss from 3rd Qtr to Finish
Blue arrow indicates best gain in these quarters.



Newcastle Race 10 Distance 1609m

Friday, 20 June 2025


Gross Time: 1:57.00 MileRate: 1:57.00 LeadTime: 0.00s First Qtr: 28.30s Second Qtr: 31.60s Third Qtr: 28.10s Fourth Qtr: 29.00s

DATA TABLE: 800 / 400 Posi's are position from leader and (how wide the horse was at that position)

No	Horse	Plc	Mar	800 Posi	400 Posi	Time	3rd Qtr	4th Qt
2	Proletaire	1	0.0m	3.2m (1)	0.0m (0)	1:57.00	27.88s	29.00s
5	Wicked Dreamer	2	8.7m	5.7m (0)	11.8m (1)	1:57.66	28.54s	28.82s
3	Major Poppi	3	23.4m	10.3m (0)	15.2m (0)	1:58.78	28.46s	29.70s
9	Tried And Trusted	4	24.2m	19.8m (1)	23.7m (1)	1:58.84	28.40s	29.16s
10	Slick And Suave	5	26.2m	14.9m (0)	20.3m (0)	1:58.99	28.50s	29.55s
1	Miki Be Free	6	28.8m	20.1m (0)	25.4m (0)	1:59.19	28.50s	29.39s
8	Shes A True Bling	7	29.8m	15.8m (1)	19.2m (1)	1:59.27	28.36s	29.91s
4	Bull Shark	8	33.8m	7.2m (1)	7.9m (1)	1:59.57	28.16s	31.01s
6	Cindyloushannon	9	34.2m	0.0m (0)	6.8m (0)	1:59.60	28.58s	31.12s
7	Sierra Mist	10	52.0m	11.2m (1)	15.8m (2)	2:00.96	28.44s	31.84s


Finish Position and metres gained

First Arrow shows distance gain/loss from 2nd Qtr to 3rd Qtr,
Second Arrow shows distance gain/loss from 3rd Qtr to Finish
Blue arrow indicates best gain in these quarters.



800

Visual positions in race at 2nd Quarter



400

Visual positions in race at 3rd Quarter



Powered by



Harness Analyser

Sectional Analysis Software

Not just form | Free Trial

www.facebook.com/PJHarnessRacing



RISE Digital, Harness Racing Australia nor the provider accepts any responsibility for the completeness or accuracy of any of the information contained herein, and makes no representations about its suitability for any particular purpose. Users should make their own judgements about those matters and/or seek independent advice. You assume all risks associated with use of data provided on this page