

# Parkes Race 1 Distance 1660m

Friday, 20 June 2025

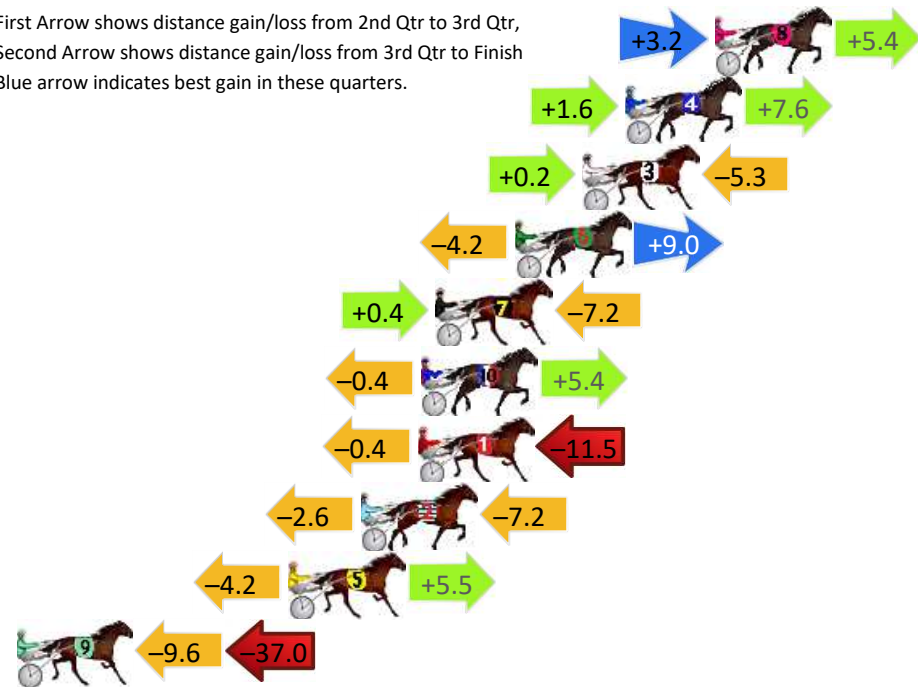
Gross Time: 2:03.20 MileRate: 1:59.50 LeadTime: 3.80s First Qtr: 29.50s Second Qtr: 31.40s Third Qtr: 28.90s Fourth Qtr: 29.60s

DATA TABLE: 800 / 400 Posi's are position from leader and (how wide the horse was at that position)

NoHorse	Plc	Mar	800 Posi	400 Posi	Time	3rd Qtr	4th Qt
8 Zolton	1	0.0m	8.6m (1)	5.4m (3)	2:03.20	28.67s	29.20s
4 Doing	2	3.6m	12.8m (1)	11.2m (1)	2:03.48	28.79s	29.04s
3 Rocknroll Upton	3	5.3m	0.2m (1)	0.0m (1)	2:03.61	28.88s	29.99s
6 Phar Lume	4	8.0m	12.8m (0)	17.0m (1)	2:03.82	29.21s	28.94s
7 Line Me Up Bro	5	11.2m	4.4m (0)	4.0m (1)	2:04.07	28.86s	30.13s
10 Reason To Party	6	11.8m	16.8m (1)	17.2m (2)	2:04.12	28.93s	29.20s
1 Cala Jewel	7	11.9m	0.0m (0)	0.4m (0)	2:04.12	28.92s	30.45s
2 Chillax	8	14.2m	4.4m (1)	7.0m (2)	2:04.30	29.08s	30.13s
5 Rockin Sweet	9	17.1m	18.4m (0)	22.6m (1)	2:04.53	29.21s	29.20s
9 Teneachway	10	55.4m	8.8m (0)	18.4m (0)	2:07.50	29.57s	32.32s


## Finish Position and metres gained

First Arrow shows distance gain/loss from 2nd Qtr to 3rd Qtr,  
Second Arrow shows distance gain/loss from 3rd Qtr to Finish  
Blue arrow indicates best gain in these quarters.



800

Visual positions in race at 2nd Quarter



400

Visual positions in race at 3rd Quarter



Powered by



Harness Analyser

Sectional Analysis Software

Not just form | Free Trial

[www.facebook.com/PJHarnessRacing](http://www.facebook.com/PJHarnessRacing)



RISE Digital, Harness Racing Australia nor the provider accepts any responsibility for the completeness or accuracy of any of the information contained herein, and makes no representations about its suitability for any particular purpose. Users should make their own judgements about those matters and/or seek independent advice. You assume all risks associated with use of data provided on this page

# Parkes Race 2 Distance 1660m

Friday, 20 June 2025



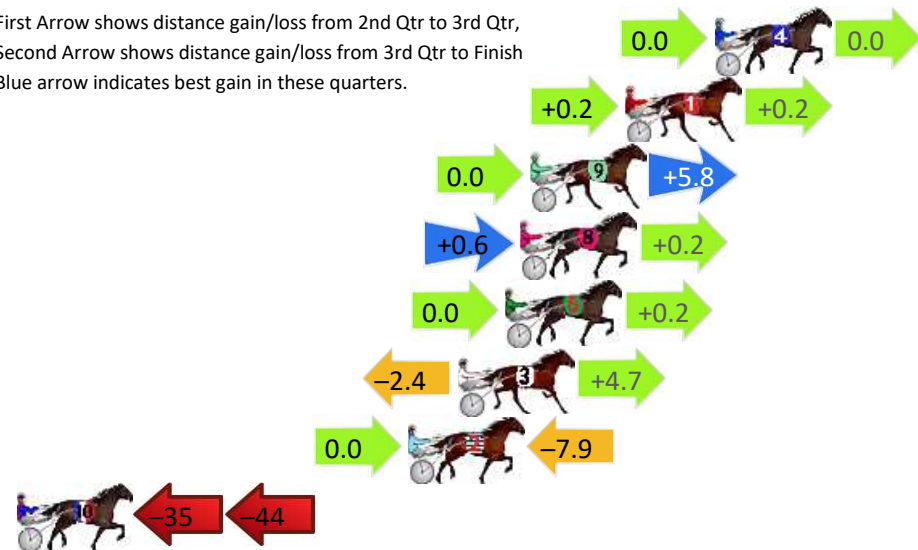
Gross Time: 2:03.70 MileRate: 1:59.90 LeadTime: 3.80s First Qtr: 29.30s Second Qtr: 31.70s Third Qtr: 29.40s Fourth Qtr: 29.50s

DATA TABLE: 800 / 400 Posi's are position from leader and (how wide the horse was at that position)

NoHorse	Plc	Mar	800 Posi	400 Posi	Time	3rd Qtr	4th Qt
4 Springfield Desire	1	0.0m	0.0m (0)	0.0m (0)	2:03.70	29.40s	29.50s
1 Ideal Tao	2	3.6m	4.0m (0)	3.8m (0)	2:03.98	29.39s	29.49s
9 Nikalong Mint	3	7.4m	13.2m (1)	13.2m (2)	2:04.27	29.40s	29.07s
8 Peaksart	4	7.8m	8.6m (1)	8.0m (2)	2:04.30	29.36s	29.49s
6 Valentini	5	8.4m	8.6m (0)	8.6m (0)	2:04.35	29.40s	29.49s
3 Matterson Express	6	10.3m	12.6m (0)	15.0m (0)	2:04.50	29.58s	29.16s
2 Lady Rockabellum	7	12.3m	4.4m (1)	4.4m (1)	2:04.65	29.40s	30.08s
10 Girls View	8	153.3m	75.0m (0)	110.0m (0)	2:15.56	31.96s	32.68s

## Finish Position and metres gained

First Arrow shows distance gain/loss from 2nd Qtr to 3rd Qtr,  
Second Arrow shows distance gain/loss from 3rd Qtr to Finish  
Blue arrow indicates best gain in these quarters.



# Parkes Race 3 Distance 2040m

Friday, 20 June 2025


Gross Time: 2:35.00 MileRate: 2:02.20 LeadTime: 31.80s First Qtr: 33.50s Second Qtr: 30.20s Third Qtr: 29.30s Fourth Qtr: 30.20s

DATA TABLE: 800 / 400 Posi's are position from leader and (how wide the horse was at that position)

NoHorse	Plc	Mar	800 Posi	400 Posi	Time	3rd Qtr	4th Qt
7 Mammals Reason	1	0.0m	4.4m (0)	5.2m (1)	2:35.00	29.36s	29.81s
1 Sanders	2	0.5m	0.0m (0)	0.2m (0)	2:35.04	29.31s	30.22s
9 Good Chat	3	3.2m	9.4m (0)	9.4m (0)	2:35.25	29.31s	29.73s
8 Fozz	4	3.8m	0.2m (1)	0.0m (1)	2:35.30	29.28s	30.49s
10 True Logic	5	12.0m	12.4m (2)	13.4m (2)	2:35.95	29.38s	30.09s
5 Limbo Lottie	6	15.8m	19.6m (2)	15.8m (3)	2:36.25	29.02s	30.20s
2 Heskoalatee	7	22.4m	11.0m (1)	15.4m (0)	2:36.77	29.62s	30.73s
3 Jessie Lee	8	23.4m	5.6m (1)	10.8m (1)	2:36.85	29.67s	31.15s
4 Teeswift	9	28.7m	16.4m (1)	17.8m (1)	2:37.27	29.39s	31.02s
6 Cheney	10	29.7m	15.2m (0)	23.4m (1)	2:37.35	29.90s	30.67s

## Finish Position and metres gained

First Arrow shows distance gain/loss from 2nd Qtr to 3rd Qtr, Second Arrow shows distance gain/loss from 3rd Qtr to Finish Blue arrow indicates best gain in these quarters.



Visual positions in race at 2nd Quarter



Visual positions in race at 3rd Quarter



Powered by



Harness Analyser

Sectional Analysis Software

Not just form | Free Trial

[www.facebook.com/PJHarnessRacing](http://www.facebook.com/PJHarnessRacing)



RISE Digital, Harness Racing Australia nor the provider accepts any responsibility for the completeness or accuracy of any of the information contained herein, and makes no representations about its suitability for any particular purpose. Users should make their own judgements about those matters and/or seek independent advice. You assume all risks associated with use of data provided on this page

# Parkes Race 4 Distance 1660m

Friday, 20 June 2025


Gross Time: 2:01.40 MileRate: 1:57.70 LeadTime: 3.80s First Qtr: 30.20s Second Qtr: 30.00s Third Qtr: 28.50s Fourth Qtr: 28.90s

DATA TABLE: 800 / 400 Posi's are position from leader and (how wide the horse was at that position)

No	Horse	Plc	Mar	800 Posi	400 Posi	Time	3rd Qtr	4th Qt
2	Nosaer	1	0.0m	0.0m (0)	0.0m (0)	2:01.40	28.50s	28.90s
1	Warrawee Cruzin	2	3.4m	4.0m (0)	4.2m (0)	2:01.66	28.51s	28.84s
7	Mitchells Run	3	7.7m	8.4m (0)	9.0m (0)	2:01.98	28.54s	28.81s
4	Rosie Romance	4	9.9m	2.2m (1)	4.6m (1)	2:02.15	28.67s	29.28s
6	Bolzano	5	23.1m	16.8m (1)	22.6m (0)	2:03.15	28.91s	28.94s
8	Scarlet Bling	6	26.7m	10.8m (1)	17.8m (1)	2:03.43	29.00s	29.54s
5	Potter	7	27.2m	12.6m (0)	13.8m (0)	2:03.46	28.58s	29.86s
3	Lexys On Song	8	30.0m	6.8m (1)	9.4m (1)	2:03.68	28.68s	30.38s
9	Lennox Bromac	9	35.4m	13.2m (2)	25.2m (2)	2:04.08	29.35s	29.63s
10	Tasbmiki	10	49.6m	5.2m (2)	24.4m (1)	2:05.16	29.86s	30.71s

## Finish Position and metres gained

First Arrow shows distance gain/loss from 2nd Qtr to 3rd Qtr,  
Second Arrow shows distance gain/loss from 3rd Qtr to Finish  
Blue arrow indicates best gain in these quarters.



Visual positions in race at 2nd Quarter

800



Visual positions in race at 3rd Quarter

400



Powered by



Harness Analyser

Sectional Analysis Software

Not just form | Free Trial

[www.facebook.com/PJHarnessRacing](http://www.facebook.com/PJHarnessRacing)



RISE Digital, Harness Racing Australia nor the provider accepts any responsibility for the completeness or accuracy of any of the information contained herein, and makes no representations about its suitability for any particular purpose. Users should make their own judgements about those matters and/or seek independent advice. You assume all risks associated with use of data provided on this page



# Parkes Race 5 Distance 1660m

Friday, 20 June 2025


Gross Time: 2:03.40 MileRate: 1:59.70 LeadTime: 3.70s First Qtr: 29.00s Second Qtr: 30.90s Third Qtr: 30.30s Fourth Qtr: 29.50s

DATA TABLE: 800 / 400 Posi's are position from leader and (how wide the horse was at that position)

No	Horse	Plc	Mar	800 Posi	400 Posi	Time	3rd Qtr	4th Qt
4	Riverina Flash	1	0.0m	0.0m (0)	0.0m (0)	2:03.40	30.30s	29.50s
1	Irk McGlurk	2	7.7m	4.2m (0)	4.4m (0)	2:04.00	30.32s	29.74s
7	Johnnys Blue	3	11.0m	9.2m (0)	12.8m (0)	2:04.25	30.57s	29.37s
5	Tulhurst Pebbles	4	11.0m	6.2m (1)	7.0m (2)	2:04.25	30.36s	29.79s
10	Gabbys Sportstar	5	11.8m	14.6m (1)	11.2m (3)	2:04.31	30.05s	29.54s
3	Captain Llanfair	6	16.9m	17.8m (0)	17.2m (0)	2:04.71	30.26s	29.48s
6	Hillview Sam	7	18.7m	10.2m (1)	12.6m (1)	2:04.85	30.48s	29.95s
8	Nevertoolate	8	24.6m	23.6m (0)	19.6m (1)	2:05.30	30.01s	29.87s
9	The Missing Sock	9	26.1m	18.8m (1)	16.4m (2)	2:05.42	30.13s	30.21s
2	Cala Greca	10	34.5m	1.8m (1)	7.4m (1)	2:06.07	30.74s	31.49s

## Finish Position and metres gained

First Arrow shows distance gain/loss from 2nd Qtr to 3rd Qtr,  
Second Arrow shows distance gain/loss from 3rd Qtr to Finish  
Blue arrow indicates best gain in these quarters.



800

Visual positions in race at 2nd Quarter



400

Visual positions in race at 3rd Quarter



Powered by



Harness Analyser

Sectional Analysis Software

Not just form | Free Trial

[www.facebook.com/PJHarnessRacing](http://www.facebook.com/PJHarnessRacing)



RISE Digital, Harness Racing Australia nor the provider accepts any responsibility for the completeness or accuracy of any of the information contained herein, and makes no representations about its suitability for any particular purpose. Users should make their own judgements about those matters and/or seek independent advice. You assume all risks associated with use of data provided on this page

# Parkes Race 6 Distance 1660m

Friday, 20 June 2025



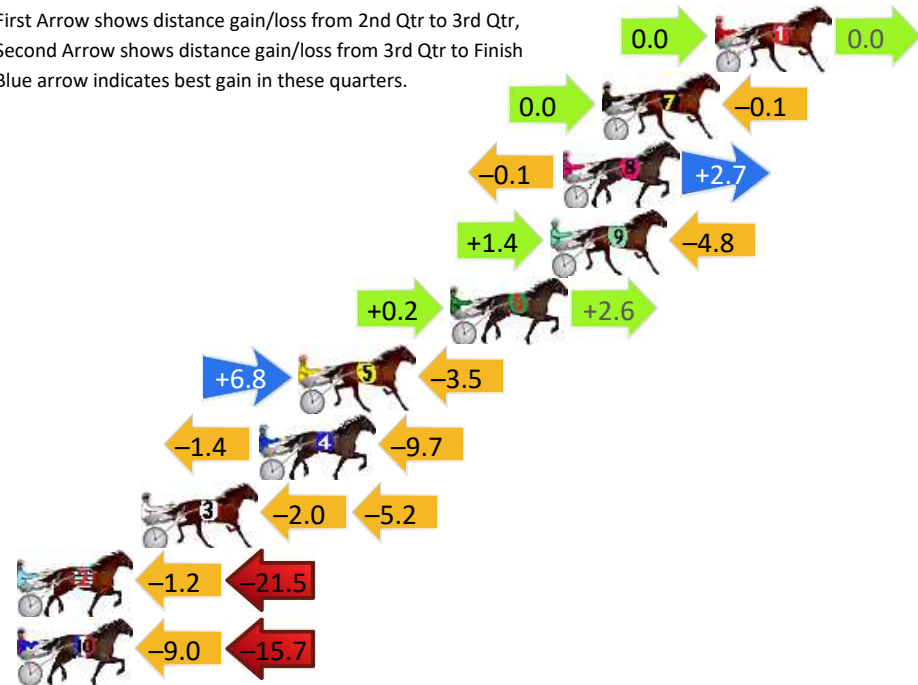
Gross Time: 2:05.20 MileRate: 2:01.40 LeadTime: 2.10s First Qtr: 30.60s Second Qtr: 31.70s Third Qtr: 30.00s Fourth Qtr: 30.80s

DATA TABLE: 800 / 400 Posi's are position from leader and (how wide the horse was at that position)

No	Horse	Plc	Mar	800 Posi	400 Posi	Time	3rd Qtr	4th Qt
1	Caribbean Pat	1	0.0m	0.0m (0)	0.0m (0)	2:05.20	30.00s	30.80s
7	Andrew Swagger	2	4.5m	4.4m (0)	4.4m (0)	2:05.56	30.00s	30.81s
8	Jiliby Tsunami	3	6.1m	8.7m (0)	8.8m (0)	2:05.69	30.01s	30.59s
9	Lead Role	4	6.6m	3.2m (1)	1.8m (1)	2:05.73	29.89s	31.17s
6	Whataboutbronson	5	10.6m	13.4m (0)	13.2m (0)	2:06.05	29.99s	30.60s
5	Midnight Terror	6	16.7m	20.0m (1)	13.2m (1)	2:06.55	29.48s	31.07s
4	Ingermarla	7	18.3m	7.2m (1)	8.6m (1)	2:06.67	30.10s	31.54s
3	Excuse To Collect	8	23.0m	15.8m (1)	17.8m (2)	2:07.05	30.15s	31.20s
2	Josey Mint	9	34.1m	11.4m (1)	12.6m (2)	2:07.95	30.07s	32.45s
10	The Handsome One	10	60.7m	36.0m (0)	45.0m (0)	2:10.09	30.66s	32.00s

## Finish Position and metres gained

First Arrow shows distance gain/loss from 2nd Qtr to 3rd Qtr,  
Second Arrow shows distance gain/loss from 3rd Qtr to Finish  
Blue arrow indicates best gain in these quarters.



# Parkes Race 7 Distance 1660m

Friday, 20 June 2025


Gross Time: 2:05.40 MileRate: 2:01.50 LeadTime: 3.90s First Qtr: 30.00s Second Qtr: 31.50s Third Qtr: 30.40s Fourth Qtr: 29.60s

DATA TABLE: 800 / 400 Posi's are position from leader and (how wide the horse was at that position)

No	Horse	Plc	Mar	800 Posi	400 Posi	Time	3rd Qtr	4th Qt
5	Yannick Gee	1	0.0m	0.0m (0)	0.0m (0)	2:05.40	30.40s	29.60s
2	Shoobees Sunset	2	16.1m	4.4m (0)	4.2m (0)	2:06.65	30.40s	30.48s
8	The Potato Eaters	3	20.8m	11.8m (1)	10.2m (3)	2:07.01	30.29s	30.38s
3	Chasin You	4	21.3m	7.6m (1)	8.4m (2)	2:07.05	30.47s	30.55s
1	Global Goddess	5	21.4m	8.6m (0)	8.4m (0)	2:07.06	30.40s	30.56s
7	Johemian	6	26.0m	12.8m (0)	12.6m (2)	2:07.42	30.40s	30.59s
4	Pad Thai	7	26.7m	17.0m (0)	14.6m (0)	2:07.47	30.23s	30.49s
9	Grant For Lexy	8	30.9m	16.0m (1)	12.6m (4)	2:07.80	30.16s	30.95s
10	Emilys Prince	9	34.4m	20.6m (1)	22.8m (1)	2:08.07	30.58s	30.45s
6	Monster Mint	10	51.1m	2.8m (1)	6.4m (1)	2:09.36	30.71s	32.89s

## Finish Position and metres gained

First Arrow shows distance gain/loss from 2nd Qtr to 3rd Qtr,  
Second Arrow shows distance gain/loss from 3rd Qtr to Finish  
Blue arrow indicates best gain in these quarters



Visual positions in race at 2nd Quarter

800



Visual positions in race at 3rd Quarter

400



Powered by



Harness Analyser

Sectional Analysis Software

Not just form | Free Trial

[www.facebook.com/PJHarnessRacing](http://www.facebook.com/PJHarnessRacing)



RISE Digital, Harness Racing Australia nor the provider accepts any responsibility for the completeness or accuracy of any of the information contained herein, and makes no representations about its suitability for any particular purpose. Users should make their own judgements about those matters and/or seek independent advice. You assume all risks associated with use of data provided on this page

# Parkes Race 8 Distance 1660m

Friday, 20 June 2025

Gross Time: 2:07.40 MileRate: 2:03.50 LeadTime: 4.00s First Qtr: 30.20s Second Qtr: 32.30s Third Qtr: 30.60s Fourth Qtr: 30.30s

DATA TABLE: 800 / 400 Posi's are position from leader and (how wide the horse was at that position)

No	Horse	Plc	Mar	800 Posi	400 Posi	Time	3rd Qtr	4th Qt
4	Fiamore	1	0.0m	0.8m (1)	0.0m (1)	2:07.40	30.54s	30.30s
10	Last Flite	2	0.1m	4.8m (1)	3.2m (2)	2:07.41	30.48s	30.07s
3	Vinnysgal	3	0.7m	0.0m (0)	1.0m (0)	2:07.46	30.68s	30.28s
1	Esthers Last	4	2.1m	4.2m (0)	5.0m (1)	2:07.57	30.66s	30.08s
8	Pirani Perfect	5	2.4m	8.4m (0)	9.2m (1)	2:07.59	30.66s	29.79s
2	Turn Out The Light	6	5.0m	14.4m (0)	16.0m (0)	2:07.80	30.72s	29.47s
5	Our Last Grin	7	153.5m	14.0m (1)	50.0m (0)	2:19.58	33.36s	38.10s
7	Sheznoble	8	154.2m	75.0m (0)	120.0m (0)	2:19.63	34.02s	32.88s

## Finish Position and metres gained

First Arrow shows distance gain/loss from 2nd Qtr to 3rd Qtr,  
Second Arrow shows distance gain/loss from 3rd Qtr to Finish  
Blue arrow indicates best gain in these quarters.

