

Wagga Riverina Race 1 Distance 1740m

Friday, 20 June 2025


Gross Time: 2:04.60 MileRate: 1:55.30 LeadTime: 8.90s First Qtr: 30.10s Second Qtr: 29.40s Third Qtr: 28.50s Fourth Qtr: 27.70s

DATA TABLE: 800 / 400 Posi's are position from leader and (how wide the horse was at that position)

No	Horse	Plc	Mar	800 Posi	400 Posi	Time	3rd Qtr	4th Qt
1	Capture Our Heart	1	0.0m	0.0m (0)	0.0m (0)	2:04.60	28.50s	27.70s
10	Jakob	2	1.7m	2.6m (1)	3.4m (1)	2:04.72	28.55s	27.58s
4	Playing For Keeps	3	8.3m	8.0m (0)	10.0m (0)	2:05.20	28.64s	27.58s
2	Jiliby Ryder	4	9.5m	11.0m (1)	13.8m (1)	2:05.29	28.69s	27.40s
6	Hooklineandsinker	5	10.1m	14.8m (1)	15.8m (1)	2:05.34	28.56s	27.31s
9	Eastenda	6	15.7m	3.8m (0)	6.0m (0)	2:05.74	28.66s	28.37s
3	Millyano	7	16.0m	12.8m (0)	14.4m (0)	2:05.77	28.61s	27.81s
7	Stipulating	8	21.6m	17.0m (0)	19.2m (0)	2:06.17	28.66s	27.87s
5	Bogdanavic	9	23.8m	7.0m (1)	9.6m (1)	2:06.33	28.70s	28.68s
8	Justcallimrex	10	29.2m	19.2m (1)	22.6m (1)	2:06.73	28.74s	28.15s

Finish Position and metres gained

First Arrow shows distance gain/loss from 2nd Qtr to 3rd Qtr,
Second Arrow shows distance gain/loss from 3rd Qtr to Finish
Blue arrow indicates best gain in these quarters.



800

Visual positions in race at 2nd Quarter



400

Visual positions in race at 3rd Quarter

Wagga Riverina Race 2 Distance 1740m

Friday, 20 June 2025


Gross Time: 2:03.10 MileRate: 1:53.90 LeadTime: 8.60s First Qtr: 29.10s Second Qtr: 30.10s Third Qtr: 27.60s Fourth Qtr: 27.70s

DATA TABLE: 800 / 400 Posi's are position from leader and (how wide the horse was at that position)

No	Horse	Plc	Mar	800 Posi	400 Posi	Time	3rd Qtr	4th Qt
2	Lit The Wick	1	0.0m	8.0m (0)	8.4m (0)	2:03.10	27.63s	27.12s
3	Our Triple Major	2	1.0m	4.0m (0)	4.2m (0)	2:03.17	27.61s	27.48s
6	Rewatch	3	1.8m	0.0m (0)	0.0m (0)	2:03.23	27.60s	27.82s
9	Mardibringsaparty	4	1.9m	8.4m (1)	3.0m (1)	2:03.24	27.23s	27.62s
1	Heavens Gotta Wait	5	17.0m	12.2m (0)	14.4m (0)	2:04.34	27.75s	27.88s
7	Fear The Pain	6	18.2m	12.6m (1)	14.8m (2)	2:04.43	27.75s	27.93s
8	Fear The Power	7	21.0m	16.6m (1)	19.2m (2)	2:04.63	27.78s	27.82s
10	Quickshift Girl	8	21.8m	16.2m (0)	22.0m (1)	2:04.69	28.00s	27.69s
5	Sheza Bettor Gem	9	31.3m	20.6m (0)	24.4m (0)	2:05.38	27.86s	28.18s
4	Jumbo Jim	10	32.0m	4.0m (1)	12.2m (1)	2:05.43	28.16s	29.06s

Finish Position and metres gained

First Arrow shows distance gain/loss from 2nd Qtr to 3rd Qtr, Second Arrow shows distance gain/loss from 3rd Qtr to Finish Blue arrow indicates best gain in these quarters.



800

Visual positions in race at 2nd Quarter



400

Visual positions in race at 3rd Quarter



Powered by



Harness Analyser

Sectional Analysis Software

Not just form | Free Trial

www.facebook.com/PJHarnessRacing



RISE Digital, Harness Racing Australia nor the provider accepts any responsibility for the completeness or accuracy of any of the information contained herein, and makes no representations about its suitability for any particular purpose. Users should make their own judgements about those matters and/or seek independent advice. You assume all risks associated with use of data provided on this page

Wagga Riverina Race 3 Distance 1740m

Friday, 20 June 2025

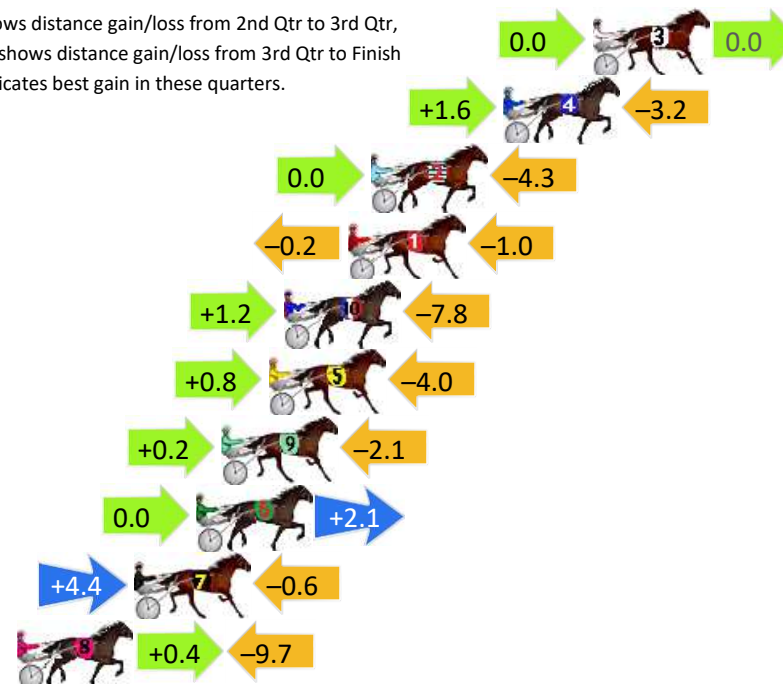
Gross Time: 2:04.00 MileRate: 1:54.60 LeadTime: 8.70s First Qtr: 28.10s Second Qtr: 31.10s Third Qtr: 29.10s Fourth Qtr: 27.00s

DATA TABLE: 800 / 400 Posi's are position from leader and (how wide the horse was at that position)

No	Horse	Plc	Mar	800 Posi	400 Posi	Time	3rd Qtr	4th Qt
3	Guaranteed End	1	0.0m	0.0m (0)	0.0m (0)	2:04.00	29.10s	27.00s
4	Kimcando	2	3.6m	2.0m (1)	0.4m (1)	2:04.26	29.00s	27.21s
2	Ava Leanne	3	8.9m	4.6m (0)	4.6m (0)	2:04.63	29.11s	27.29s
1	Yukon Be Serious	4	9.8m	8.6m (0)	8.8m (0)	2:04.70	29.12s	27.07s
10	Backwards First	5	12.4m	5.8m (1)	4.6m (1)	2:04.88	29.04s	27.52s
5	Pencil Me In	6	13.0m	9.8m (1)	9.0m (1)	2:04.92	29.05s	27.27s
9	Caribbean Pride	7	14.9m	13.0m (0)	12.8m (0)	2:05.06	29.09s	27.14s
6	Clives Girl	8	15.9m	18.0m (0)	18.0m (1)	2:05.13	29.09s	26.86s
7	Fresh Prince	9	18.4m	22.2m (0)	17.8m (0)	2:05.31	28.79s	27.04s
8	Letstacoboutit	10	23.1m	13.8m (1)	13.4m (1)	2:05.64	29.10s	27.65s

Finish Position and metres gained

First Arrow shows distance gain/loss from 2nd Qtr to 3rd Qtr,
Second Arrow shows distance gain/loss from 3rd Qtr to Finish
Blue arrow indicates best gain in these quarters.



800

Visual positions in race at 2nd Quarter



400

Visual positions in race at 3rd Quarter

Wagga Riverina Race 4 Distance 1740m

Friday, 20 June 2025

Gross Time: 2:04.70

MileRate: 1:55.40

LeadTime: 8.60s

First Qtr: 29.30s

Second Qtr: 30.10s

Third Qtr: 29.00s


Fourth Qtr: 27.70s

DATA TABLE: 800 / 400 Posi's are position from leader and (how wide the horse was at that position)

No	Horse	Plc	Mar	800 Posi	400 Posi	Time	3rd Qtr	4th Qt
1	Im Belieber	1	0.0m	0.0m (0)	0.0m (0)	2:04.70	29.00s	27.70s
2	Classic Beesmack	2	6.2m	9.0m (1)	6.6m (2)	2:05.15	28.83s	27.67s
4	Sneak A Peek	3	8.3m	8.2m (0)	8.0m (0)	2:05.30	28.99s	27.72s
7	Village Area	4	8.9m	5.0m (1)	2.8m (1)	2:05.35	28.85s	28.12s
8	Marianna Bromac	5	9.5m	22.6m (0)	21.0m (1)	2:05.39	28.87s	26.91s
3	Mop	6	10.7m	13.2m (1)	10.0m (3)	2:05.48	28.78s	27.75s
9	Redbank Harry	7	11.4m	4.2m (0)	4.0m (0)	2:05.53	29.00s	28.21s
10	Hes A Terror	8	13.5m	12.2m (0)	12.0m (0)	2:05.68	28.99s	27.80s
6	Loyola Golf	9	16.0m	17.6m (1)	10.6m (1)	2:05.87	28.52s	28.07s
5	Tiger Cheddar	10	18.4m	16.4m (0)	16.8m (0)	2:06.04	29.03s	27.81s

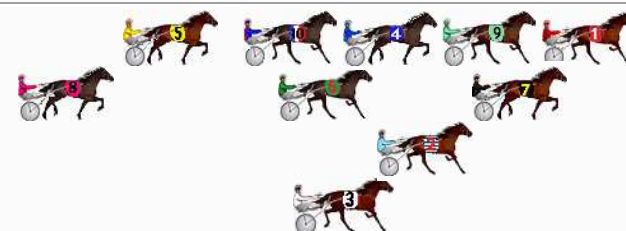
Finish Position and metres gained

First Arrow shows distance gain/loss from 2nd Qtr to 3rd Qtr,
Second Arrow shows distance gain/loss from 3rd Qtr to Finish
Blue arrow indicates best gain in these quarters.



800

Visual positions in race at 2nd Quarter



400

Visual positions in race at 3rd Quarter



Powered by



Harness Analyser

Sectional Analysis Software

Not just form | Free Trial

www.facebook.com/PJHarnessRacing



RISE Digital, Harness Racing Australia nor the provider accepts any responsibility for the completeness or accuracy of any of the information contained herein, and makes no representations about its suitability for any particular purpose. Users should make their own judgements about those matters and/or seek independent advice. You assume all risks associated with use of data provided on this page

Wagga Riverina Race 5 Distance 1740m

Friday, 20 June 2025


Gross Time: 2:03.50 MileRate: 1:54.20 LeadTime: 8.70s First Qtr: 29.40s Second Qtr: 30.30s Third Qtr: 27.70s Fourth Qtr: 27.40s

DATA TABLE: 800 / 400 Posi's are position from leader and (how wide the horse was at that position)

No	Horse	Plc	Mar	800 Posi	400 Posi	Time	3rd Qtr	4th Qt
6	Cinematic	1	0.0m	0.0m (0)	0.0m (0)	2:03.50	27.70s	27.40s
5	Tupelo	2	2.4m	4.0m (0)	4.2m (0)	2:03.67	27.71s	27.28s
1	Shoobees Charm	3	6.0m	8.0m (0)	8.4m (0)	2:03.93	27.73s	27.24s
2	Two More Diamonds	4	10.3m	8.2m (1)	7.6m (1)	2:04.24	27.66s	27.58s
10	Our Roku	5	12.2m	12.4m (1)	11.4m (2)	2:04.38	27.63s	27.45s
9	Chrissy Eve	6	13.0m	12.2m (0)	13.0m (0)	2:04.44	27.75s	27.40s
7	Changeover Girl	7	13.2m	17.0m (1)	15.8m (1)	2:04.45	27.62s	27.22s
4	Eyedidntloseit	8	15.1m	4.0m (1)	3.6m (1)	2:04.59	27.68s	28.18s
3	Tukurua	9	25.7m	16.2m (0)	17.6m (0)	2:05.35	27.80s	27.95s
8	Trouble In Heaven	10	26.3m	21.6m (1)	19.6m (2)	2:05.40	27.57s	27.86s

Finish Position and metres gained

First Arrow shows distance gain/loss from 2nd Qtr to 3rd Qtr,
Second Arrow shows distance gain/loss from 3rd Qtr to Finish
Blue arrow indicates best gain in these quarters.



800

Visual positions in race at 2nd Quarter



400

Visual positions in race at 3rd Quarter

Wagga Riverina Race 6 Distance 2270m

Friday, 20 June 2025


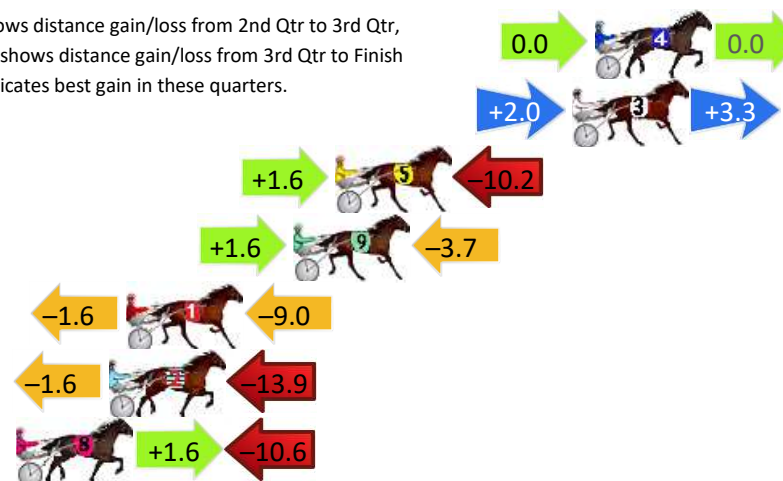
Gross Time: 2:45.70 MileRate: 1:57.50 LeadTime: 47.50s First Qtr: 31.70s Second Qtr: 30.80s Third Qtr: 28.70s Fourth Qtr: 27.00s

DATA TABLE: 800 / 400 Posi's are position from leader and (how wide the horse was at that position)

NoHorse	Plc	Mar	800 Posi	400 Posi	Time	3rd Qtr	4th Qt
4 Nugget Rogers	1	0.0m	0.0m (0)	0.0m (0)	2:45.70	28.70s	27.00s
3 Credulous	2	0.9m	6.2m (1)	4.2m (1)	2:45.76	28.55s	26.78s
5 Treacherous Belle	3	10.4m	1.8m (1)	0.2m (1)	2:46.44	28.61s	27.68s
9 Exclusive Hustler	4	12.1m	10.0m (1)	8.4m (1)	2:46.56	28.60s	27.25s
1 Rock The Nation	5	18.8m	8.2m (0)	9.8m (0)	2:47.04	28.83s	27.60s
2 Stay Foolish	6	19.5m	4.0m (0)	5.6m (0)	2:47.09	28.84s	27.93s
8 Kowhai Blaze	7	23.2m	14.2m (1)	12.6m (1)	2:47.35	28.61s	27.71s

Finish Position and metres gained

First Arrow shows distance gain/loss from 2nd Qtr to 3rd Qtr,
Second Arrow shows distance gain/loss from 3rd Qtr to Finish
Blue arrow indicates best gain in these quarters.



800

Visual positions in race at 2nd Quarter



400

Visual positions in race at 3rd Quarter



Powered by



Harness Analyser

Sectional Analysis Software

Not just form | Free Trial

www.facebook.com/PJHarnessRacing



RISE Digital, Harness Racing Australia nor the provider accepts any responsibility for the completeness or accuracy of any of the information contained herein, and makes no representations about its suitability for any particular purpose. Users should make their own judgements about those matters and/or seek independent advice. You assume all risks associated with use of data provided on this page

Wagga Riverina Race 7 Distance 1740m

Friday, 20 June 2025


Gross Time: 2:03.80 MileRate: 1:54.50 LeadTime: 8.60s First Qtr: 27.90s Second Qtr: 30.30s Third Qtr: 28.50s Fourth Qtr: 28.50s

DATA TABLE: 800 / 400 Posi's are position from leader and (how wide the horse was at that position)

No	Horse	Plc	Mar	800 Posi	400 Posi	Time	3rd Qtr	4th Qt
4	Business In Heaven	1	0.0m	0.0m (0)	0.0m (0)	2:03.80	28.50s	28.50s
1	Aromet Girl	2	1.8m	4.0m (0)	5.0m (0)	2:03.93	28.57s	28.27s
2	Tizzy Lizzie	3	2.4m	5.8m (1)	6.6m (2)	2:03.98	28.56s	28.20s
5	Carbineer	4	2.6m	17.6m (0)	19.2m (0)	2:03.99	28.61s	27.32s
10	Cortez	5	3.5m	9.8m (1)	10.8m (2)	2:04.06	28.57s	27.98s
9	On The Hunt	6	5.4m	8.8m (0)	9.8m (0)	2:04.20	28.57s	28.19s
6	Dorristopaythebill	7	6.5m	14.0m (1)	15.2m (2)	2:04.29	28.59s	27.88s
8	Messerati	8	7.5m	19.4m (1)	16.6m (3)	2:04.36	28.30s	27.86s
7	Teddy Feels Good	9	10.7m	1.4m (1)	2.8m (1)	2:04.60	28.60s	29.06s
3	Major Allegiance	10	18.3m	13.0m (0)	14.2m (0)	2:05.17	28.59s	28.79s


Finish Position and metres gained

First Arrow shows distance gain/loss from 2nd Qtr to 3rd Qtr, Second Arrow shows distance gain/loss from 3rd Qtr to Finish Blue arrow indicates best gain in these quarters.



800

Visual positions in race at 2nd Quarter



400

Visual positions in race at 3rd Quarter



Powered by



Harness Analyser

Sectional Analysis Software

Not just form | Free Trial

www.facebook.com/PJHarnessRacing



RISE Digital, Harness Racing Australia nor the provider accepts any responsibility for the completeness or accuracy of any of the information contained herein, and makes no representations about its suitability for any particular purpose. Users should make their own judgements about those matters and/or seek independent advice. You assume all risks associated with use of data provided on this page

Wagga Riverina Race 8 Distance 1740m

Friday, 20 June 2025

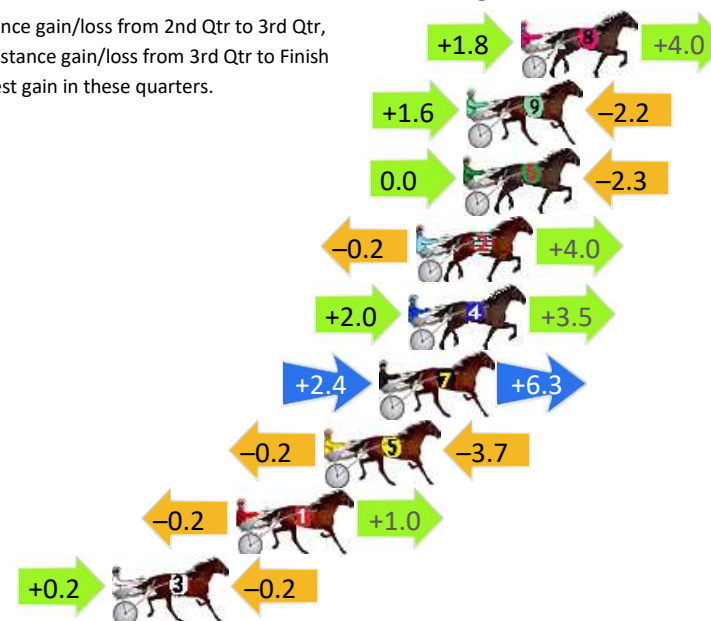
Gross Time: 2:03.40 MileRate: 1:54.10 LeadTime: 8.40s First Qtr: 27.60s Second Qtr: 30.90s Third Qtr: 29.20s Fourth Qtr: 27.30s

DATA TABLE: 800 / 400 Posi's are position from leader and (how wide the horse was at that position)

NoHorse	Plc	Mar	800 Posi	400 Posi	Time	3rd Qtr	4th Qt
8 Diamond Eclipse	1	0.0m	5.8m (1)	4.0m (1)	2:03.40	29.06s	27.03s
9 Pas Guarantee	2	2.2m	1.6m (1)	0.0m (1)	2:03.56	29.09s	27.45s
6 Donegal Luther	3	2.3m	0.0m (0)	0.0m (0)	2:03.57	29.21s	27.46s
2 More Gooda	4	4.2m	8.0m (0)	8.2m (0)	2:03.70	29.20s	27.03s
4 Carlo Gambino	5	4.5m	10.0m (1)	8.0m (1)	2:03.72	29.05s	27.06s
7 Captain Tom	6	5.7m	14.4m (1)	12.0m (1)	2:03.81	29.02s	26.87s
5 Kairaki Delight	7	7.9m	4.0m (0)	4.2m (0)	2:03.97	29.22s	27.55s
1 Kia Ora Beauty	8	11.4m	12.2m (0)	12.4m (0)	2:04.22	29.21s	27.23s
3 Skittle Bomb	9	16.4m	16.4m (0)	16.2m (1)	2:04.58	29.19s	27.31s


Finish Position and metres gained

First Arrow shows distance gain/loss from 2nd Qtr to 3rd Qtr,
Second Arrow shows distance gain/loss from 3rd Qtr to Finish
Blue arrow indicates best gain in these quarters.



800

Visual positions in race at 2nd Quarter



400

Visual positions in race at 3rd Quarter



Wagga Riverina Race 9 Distance 1740m

Friday, 20 June 2025

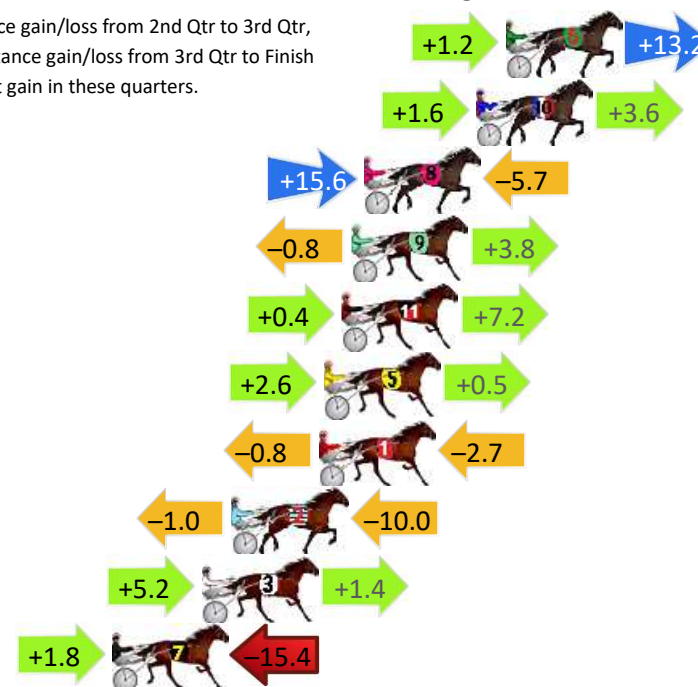
Gross Time: 2:03.60 MileRate: 1:54.30 LeadTime: 8.60s First Qtr: 28.70s Second Qtr: 29.10s Third Qtr: 28.10s Fourth Qtr: 29.10s

DATA TABLE: 800 / 400 Posi's are position from leader and (how wide the horse was at that position)

No	Horse	Plc	Mar	800 Posi	400 Posi	Time	3rd Qtr	4th Qt
6	Our Rebel Yell	1	0.0m	14.4m (1)	13.2m (2)	2:03.60	28.03s	28.15s
10	Artemis Mission	2	1.2m	6.4m (1)	4.8m (1)	2:03.69	27.99s	28.84s
8	Tukaha	3	5.7m	15.6m (2)	0.0m (2)	2:04.04	26.98s	29.51s
9	Donnie Mac	4	6.2m	9.2m (0)	10.0m (1)	2:04.07	28.16s	28.83s
11	Victortheinflictor	5	6.6m	14.2m (0)	13.8m (0)	2:04.10	28.08s	28.58s
5	Just Rock Me Lou	6	7.3m	10.4m (1)	7.8m (2)	2:04.16	27.92s	29.06s
1	Bolanaalong	7	7.5m	4.0m (0)	4.8m (0)	2:04.17	28.15s	29.30s
2	A Lil Bit Of Love	8	11.0m	0.0m (0)	1.0m (0)	2:04.44	28.16s	29.82s
3	Maginot Line	9	12.2m	18.8m (1)	13.6m (3)	2:04.53	27.73s	29.00s
7	She Haunts Em	10	15.8m	2.2m (1)	0.4m (1)	2:04.81	27.95s	30.21s


Finish Position and metres gained

First Arrow shows distance gain/loss from 2nd Qtr to 3rd Qtr,
Second Arrow shows distance gain/loss from 3rd Qtr to Finish
Blue arrow indicates best gain in these quarters.



800

Visual positions in race at 2nd Quarter



400

Visual positions in race at 3rd Quarter



Powered by



Harness Analyser

Sectional Analysis Software

Not just form | Free Trial

www.facebook.com/PJHarnessRacing



RISE Digital, Harness Racing Australia nor the provider accepts any responsibility for the completeness or accuracy of any of the information contained herein, and makes no representations about its suitability for any particular purpose. Users should make their own judgements about those matters and/or seek independent advice. You assume all risks associated with use of data provided on this page