

# Menangle Race 1 Distance 1609m

Saturday, 21 June 2025




Gross Time: 1:51.90 MileRate: 1:51.90 LeadTime: 0.00s First Qtr: 27.10s Second Qtr: 29.00s Third Qtr: 30.10s Fourth Qtr: 25.80s

DATA TABLE: 800 / 400 Posi's are position from leader and (how wide the horse was at that position)

No	Horse	Plc	Mar	800 Posi	400 Posi	Time	3rd Qtr	4th Qt
4	Pinseeker	1	0.0m	0.0m (0)	0.0m (0)	1:51.90	30.10s	25.80s
3	Betterthancash	2	6.7m	13.0m (0)	3.7m (1)	1:52.36	29.41s	26.00s
8	Montalbano	3	13.2m	20.1m (1)	7.1m (1)	1:52.80	29.15s	26.21s
10	Rock N Roll Doo	4	13.4m	24.5m (1)	11.6m (2)	1:52.81	29.14s	25.91s
7	Ravishing Sloy	5	15.4m	17.8m (0)	13.2m (1)	1:52.95	29.73s	25.94s
1	Vite Monet	6	16.9m	4.4m (0)	4.0m (0)	1:53.05	30.06s	26.67s
6	Ardens Ace	7	20.3m	8.9m (0)	8.6m (0)	1:53.28	30.06s	26.58s
9	Terry	8	24.7m	29.8m (1)	16.0m (2)	1:53.58	29.06s	26.38s
5	Our Luciano	9	115.4m	66.3m (0)	76.9m (0)	1:59.76	30.66s	28.32s

## Finish Position and metres gained

First Arrow shows distance gain/loss from 2nd Qtr to 3rd Qtr,  
Second Arrow shows distance gain/loss from 3rd Qtr to Finish  
Blue arrow indicates best gain in these quarters.



# Menangle Race 2 Distance 1609m

Saturday, 21 June 2025


Gross Time: 1:52.20 MileRate: 1:52.20 LeadTime: 0.00s First Qtr: 27.70s Second Qtr: 29.90s Third Qtr: 28.00s Fourth Qtr: 26.60s

DATA TABLE: 800 / 400 Posi's are position from leader and (how wide the horse was at that position)

No	Horse	Plc	Mar	800 Posi	400 Posi	Time	3rd Qtr	4th Qt
3	Franco Tyson	1	0.0m	0.0m (0)	0.0m (0)	1:52.20	28.00s	26.60s
1	Mister Manager	2	8.6m	4.6m (0)	3.8m (0)	1:52.80	27.94s	26.94s
2	Guilty Party	3	10.0m	8.6m (0)	8.0m (0)	1:52.90	27.94s	26.76s
6	Montefiore	4	13.0m	7.3m (1)	7.8m (2)	1:53.11	28.02s	26.98s
4	Has The Courage	5	14.5m	15.4m (1)	14.7m (1)	1:53.22	27.93s	26.62s
11	The Metal Flyer	6	16.4m	12.9m (0)	11.8m (0)	1:53.35	27.90s	26.95s
10	Fashion Icon	7	16.5m	25.1m (1)	22.8m (2)	1:53.36	27.80s	26.21s
5	Lamandier	8	17.0m	11.3m (1)	11.6m (2)	1:53.39	28.00s	27.00s
9	Tomahawk Bart	9	19.9m	20.0m (1)	18.5m (1)	1:53.60	27.87s	26.74s
7	Bartello	10	21.5m	3.0m (1)	2.6m (1)	1:53.71	27.97s	27.93s

## Finish Position and metres gained

First Arrow shows distance gain/loss from 2nd Qtr to 3rd Qtr,  
Second Arrow shows distance gain/loss from 3rd Qtr to Finish  
Blue arrow indicates best gain in these quarters.



Visual positions in race at 2nd Quarter

800



Visual positions in race at 3rd Quarter

400



Powered by



Harness Analyser

Sectional Analysis Software

Not just form | Free Trial

[www.facebook.com/PJHarnessRacing](http://www.facebook.com/PJHarnessRacing)



RISE Digital, Harness Racing Australia nor the provider accepts any responsibility for the completeness or accuracy of any of the information contained herein, and makes no representations about its suitability for any particular purpose. Users should make their own judgements about those matters and/or seek independent advice. You assume all risks associated with use of data provided on this page

# Menangle Race 3 Distance 1609m

Saturday, 21 June 2025

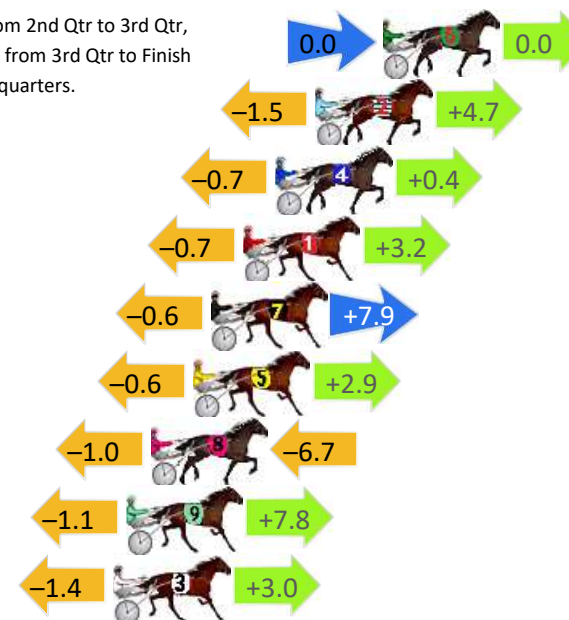
Gross Time: 1:51.60 MileRate: 1:51.60 LeadTime: 0.00s First Qtr: 27.20s Second Qtr: 29.40s Third Qtr: 28.00s Fourth Qtr: 27.00s

DATA TABLE: 800 / 400 Posi's are position from leader and (how wide the horse was at that position)

No	Horse	Plc	Mar	800 Posi	400 Posi	Time	3rd Qtr	4th Qt
6	I Break The Line	1	0.0m	0.0m (0)	0.0m (0)	1:51.60	28.00s	27.00s
2	Miraculous	2	2.7m	5.9m (1)	7.4m (2)	1:51.79	28.10s	26.68s
4	Soho Spectre	3	4.3m	4.0m (0)	4.7m (0)	1:51.91	28.04s	26.99s
1	Double Act	4	5.6m	8.1m (0)	8.8m (0)	1:52.00	28.04s	26.80s
7	Unfazed	5	6.9m	14.2m (1)	14.8m (1)	1:52.09	28.03s	26.48s
5	Ooga Chaka	6	7.6m	9.9m (1)	10.5m (1)	1:52.14	28.03s	26.83s
8	Miki Pins	7	9.3m	1.6m (1)	2.6m (1)	1:52.26	28.07s	27.49s
9	Pitch Perfect	8	10.3m	17.0m (0)	18.1m (0)	1:52.33	28.06s	26.49s
3	Joe Nien	9	10.8m	12.4m (0)	13.8m (0)	1:52.37	28.08s	26.83s

## Finish Position and metres gained

First Arrow shows distance gain/loss from 2nd Qtr to 3rd Qtr,  
Second Arrow shows distance gain/loss from 3rd Qtr to Finish  
Blue arrow indicates best gain in these quarters.



800

Visual positions in race at 2nd Quarter



400

Visual positions in race at 3rd Quarter



Powered by



Harness Analyser

Sectional Analysis Software

Not just form | Free Trial

[www.facebook.com/PJHarnessRacing](http://www.facebook.com/PJHarnessRacing)



RISE Digital, Harness Racing Australia nor the provider accepts any responsibility for the completeness or accuracy of any of the information contained herein, and makes no representations about its suitability for any particular purpose. Users should make their own judgements about those matters and/or seek independent advice. You assume all risks associated with use of data provided on this page

# Menangle Race 4 Distance 1609m

Saturday, 21 June 2025

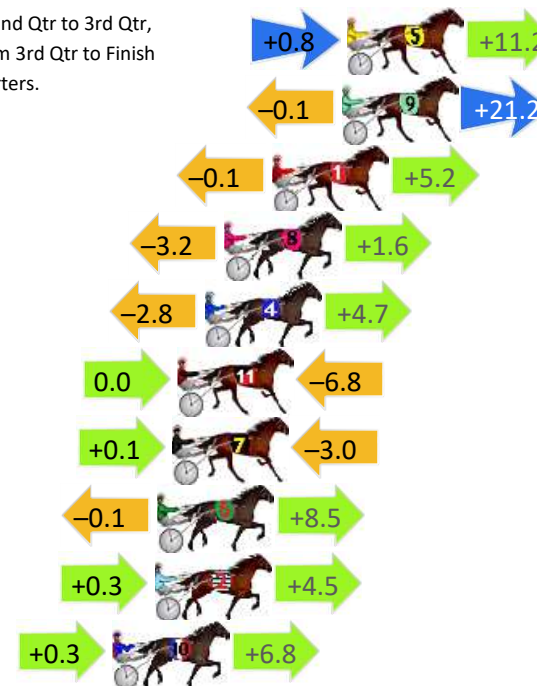
Gross Time: 1:51.80 MileRate: 1:51.80 LeadTime: 0.00s First Qtr: 25.80s Second Qtr: 29.30s Third Qtr: 27.80s Fourth Qtr: 28.90s

DATA TABLE: 800 / 400 Posi's are position from leader and (how wide the horse was at that position)

No	Horse	Plc	Mar	800 Posi	400 Posi	Time	3rd Qtr	4th Qt
5	Bella Danza	1	0.0m	12.0m (1)	11.2m (2)	1:51.80	27.76s	28.11s
9	Ever Art	2	0.2m	21.3m (1)	21.4m (2)	1:51.82	27.84s	27.41s
1	Onyx Shard	3	3.0m	8.1m (0)	8.2m (0)	1:52.03	27.82s	28.55s
8	Carrera Sunset	4	4.9m	3.3m (1)	6.5m (1)	1:52.17	28.03s	28.82s
4	My Crackling Rosie	5	5.7m	7.6m (1)	10.4m (1)	1:52.23	28.01s	28.60s
11	Pandaia	6	6.8m	0.0m (0)	0.0m (0)	1:52.32	27.80s	29.42s
7	Twilight Heaven	7	7.0m	4.1m (0)	4.0m (0)	1:52.33	27.80s	29.15s
6	Boulevardofdreams	8	7.6m	16.0m (1)	16.1m (1)	1:52.38	27.83s	28.34s
2	Ideal In Dreams	9	7.7m	12.5m (0)	12.2m (0)	1:52.38	27.80s	28.62s
10	Renewal	10	9.4m	16.5m (0)	16.2m (0)	1:52.51	27.80s	28.47s

## Finish Position and metres gained

First Arrow shows distance gain/loss from 2nd Qtr to 3rd Qtr,  
Second Arrow shows distance gain/loss from 3rd Qtr to Finish  
Blue arrow indicates best gain in these quarters.



800

Visual positions in race at 2nd Quarter



400

Visual positions in race at 3rd Quarter



Powered by



Harness Analyser

Sectional Analysis Software

Not just form | Free Trial

[www.facebook.com/PJHarnessRacing](http://www.facebook.com/PJHarnessRacing)



RISE Digital, Harness Racing Australia nor the provider accepts any responsibility for the completeness or accuracy of any of the information contained herein, and makes no representations about its suitability for any particular purpose. Users should make their own judgements about those matters and/or seek independent advice. You assume all risks associated with use of data provided on this page



# Menangle Race 5 Distance 1609m

Saturday, 21 June 2025


Gross Time: 1:51.70 MileRate: 1:51.70 LeadTime: 0.00s First Qtr: 27.50s Second Qtr: 29.30s Third Qtr: 28.00s Fourth Qtr: 26.90s

DATA TABLE: 800 / 400 Posi's are position from leader and (how wide the horse was at that position)

NoHorse	Plc	Mar	800 Posi	400 Posi	Time	3rd Qtr	4th Qt
7 Ubetcha Tigerpie	1	0.0m	13.1m (1)	10.4m (2)	1:51.70	27.80s	26.19s
6 Max Delight	2	0.9m	4.7m (1)	2.6m (1)	1:51.76	27.85s	26.79s
10 Kingmaker	3	2.3m	21.1m (1)	18.3m (2)	1:51.86	27.78s	25.82s
9 No Heart Throb	4	5.2m	17.1m (1)	14.5m (2)	1:52.07	27.80s	26.28s
5 Dom Toretto	5	8.7m	8.7m (1)	6.7m (1)	1:52.32	27.85s	27.06s
11 Major Hot	6	9.6m	25.7m (1)	22.7m (2)	1:52.38	27.76s	26.03s
3 Captains Knock	7	11.1m	0.0m (0)	0.0m (0)	1:52.49	28.00s	27.69s
4 Master Catch	8	14.1m	8.9m (0)	8.5m (0)	1:52.70	27.96s	27.32s
2 My Moonlite Dream	9	14.8m	4.3m (0)	4.1m (0)	1:52.75	27.98s	27.67s

## Finish Position and metres gained

First Arrow shows distance gain/loss from 2nd Qtr to 3rd Qtr,  
Second Arrow shows distance gain/loss from 3rd Qtr to Finish  
Blue arrow indicates best gain in these quarters.



800

Visual positions in race at 2nd Quarter



400

Visual positions in race at 3rd Quarter



Powered by



Harness Analyser

Sectional Analysis Software

Not just form | Free Trial

[www.facebook.com/PJHarnessRacing](http://www.facebook.com/PJHarnessRacing)



RISE Digital, Harness Racing Australia nor the provider accepts any responsibility for the completeness or accuracy of any of the information contained herein, and makes no representations about its suitability for any particular purpose. Users should make their own judgements about those matters and/or seek independent advice. You assume all risks associated with use of data provided on this page

# Menangle Race 6 Distance 1609m

Saturday, 21 June 2025

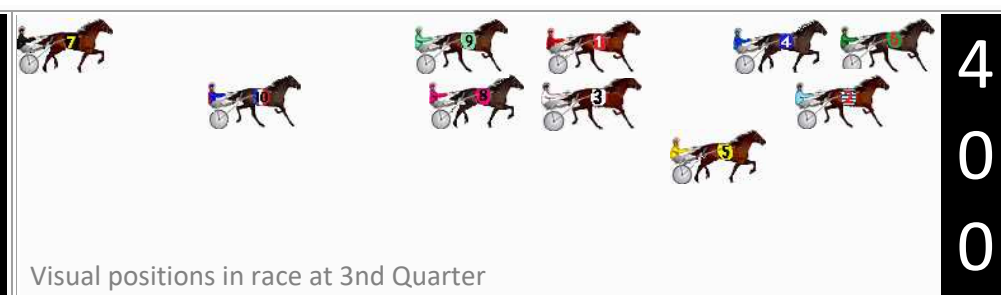

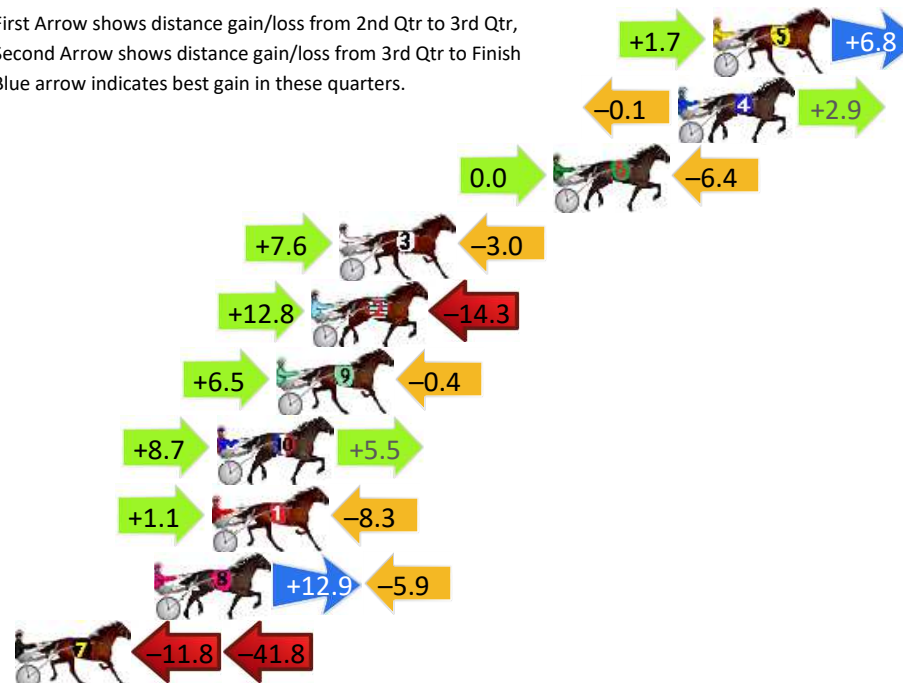
Gross Time: 1:59.40 MileRate: 1:59.40 LeadTime: 0.00s First Qtr: 27.80s Second Qtr: 31.50s Third Qtr: 30.50s Fourth Qtr: 29.60s

DATA TABLE: 800 / 400 Posi's are position from leader and (how wide the horse was at that position)

NoHorse	Plc	Mar	800 Posi	400 Posi	Time	3rd Qtr	4th Qt
5 Cee Cee In Paris	1	0.0m	8.5m (0)	6.8m (2)	1:59.40	30.37s	29.09s
4 Cartacalha	2	1.4m	4.2m (0)	4.3m (0)	1:59.51	30.50s	29.39s
6 Aldebaran Tucker	3	6.4m	0.0m (0)	0.0m (0)	1:59.90	30.50s	30.10s
3 Adelaide Red	4	15.0m	19.6m (1)	12.0m (1)	2:00.56	29.91s	29.87s
2 Superior Stride	5	16.1m	14.6m (1)	1.8m (1)	2:00.65	29.53s	30.72s
9 Im Dreaming	6	17.5m	23.6m (1)	17.1m (0)	2:00.76	29.99s	29.68s
10 I Choose You	7	19.9m	34.1m (1)	25.4m (1)	2:00.94	29.81s	29.25s
1 Miss Holly Red	8	20.1m	12.9m (0)	11.8m (0)	2:00.96	30.40s	30.28s
8 Acacia Stride	9	22.4m	29.4m (1)	16.5m (1)	2:01.14	29.51s	30.10s
7 Gladiatrix	10	124.8m	71.2m (0)	83.0m (0)	2:09.08	31.30s	33.08s

## Finish Position and metres gained

First Arrow shows distance gain/loss from 2nd Qtr to 3rd Qtr, Second Arrow shows distance gain/loss from 3rd Qtr to Finish Blue arrow indicates best gain in these quarters.



# Menangle Race 7 Distance 2300m

Saturday, 21 June 2025




Gross Time: 2:49.60 MileRate: 1:58.60 LeadTime: 50.20s First Qtr: 31.40s Second Qtr: 30.70s Third Qtr: 29.50s Fourth Qtr: 27.80s

DATA TABLE: 800 / 400 Posi's are position from leader and (how wide the horse was at that position)

No	Horse	Plc	Mar	800 Posi	400 Posi	Time	3rd Qtr	4th Qt
5	Bet N Win	1	0.0m	0.0m (0)	0.0m (0)	2:49.60	29.50s	27.80s
6	Harry Stamper	2	5.9m	4.9m (0)	5.1m (0)	2:50.03	29.50s	27.87s
11	Speedy Lover	3	17.7m	12.9m (1)	1.9m (1)	2:50.89	28.69s	28.96s
4	Sunny Gee	4	25.3m	13.4m (0)	14.3m (0)	2:51.45	29.54s	28.63s
2	Aldebaran Jensen	5	27.0m	9.3m (0)	10.1m (0)	2:51.57	29.54s	29.05s
3	Courage Stride	6	28.7m	21.6m (0)	17.6m (1)	2:51.70	29.17s	28.64s
9	Leaf Stride	7	29.4m	17.8m (1)	7.5m (1)	2:51.75	28.73s	29.42s
1	G O A T	8	34.4m	17.5m (0)	18.5m (0)	2:52.12	29.54s	29.00s
7	Rakero Blaze	9	44.1m	23.8m (1)	13.7m (1)	2:52.82	28.73s	30.05s
10	Valtino	10	111.3m	63.6m (0)	74.1m (0)	2:57.74	30.12s	30.66s

## Finish Position and metres gained

First Arrow shows distance gain/loss from 2nd Qtr to 3rd Qtr,  
Second Arrow shows distance gain/loss from 3rd Qtr to Finish  
Blue arrow indicates best gain in these quarters.



# Menangle Race 8 Distance 1609m

Saturday, 21 June 2025


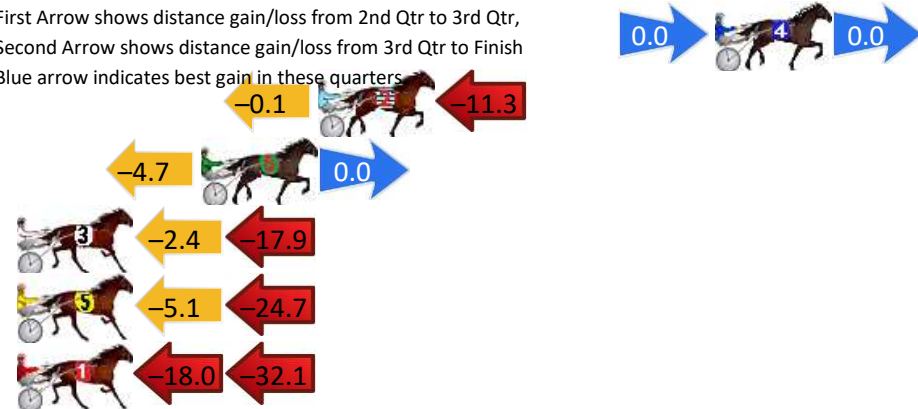
Gross Time: 1:55.70 MileRate: 1:55.70 LeadTime: 0.00s First Qtr: 29.30s Second Qtr: 30.10s Third Qtr: 28.40s Fourth Qtr: 27.90s

DATA TABLE: 800 / 400 Posi's are position from leader and (how wide the horse was at that position)

NoHorse	Plc	Mar	800 Posi	400 Posi	Time	3rd Qtr	4th Qt
4 London To A Brick	1	0.0m	0.0m (0)	0.0m (0)	1:55.70	28.40s	27.90s
2 Malibuu	2	15.9m	4.5m (0)	4.6m (0)	1:56.87	28.40s	28.75s
6 Alpha Stride	3	20.6m	15.9m (0)	20.6m (0)	1:57.21	28.72s	27.97s
3 Last Clansman	4	31.6m	11.3m (0)	13.7m (0)	1:58.02	28.56s	29.26s
5 Hillwinsome	5	57.0m	27.2m (0)	32.3m (0)	1:59.88	28.74s	29.82s
1 Ellowen	6	82.4m	32.3m (0)	50.3m (0)	2:01.74	29.64s	30.42s

## Finish Position and metres gained

First Arrow shows distance gain/loss from 2nd Qtr to 3rd Qtr,  
Second Arrow shows distance gain/loss from 3rd Qtr to Finish  
Blue arrow indicates best gain in these quarters



Powered by  
**PJ** Harness Analyser

Sectional Analysis Software  
Not just form | Free Trial

[www.facebook.com/PJHarnessRacing](https://www.facebook.com/PJHarnessRacing)



RISE Digital, Harness Racing Australia nor the provider accepts any responsibility for the completeness or accuracy of any of the information contained herein, and makes no representations about its suitability for any particular purpose. Users should make their own judgements about those matters and/or seek independent advice. You assume all risks associated with use of data provided on this page