

Penrith Race 1 Distance 1720m

Tuesday, 1 July 2025

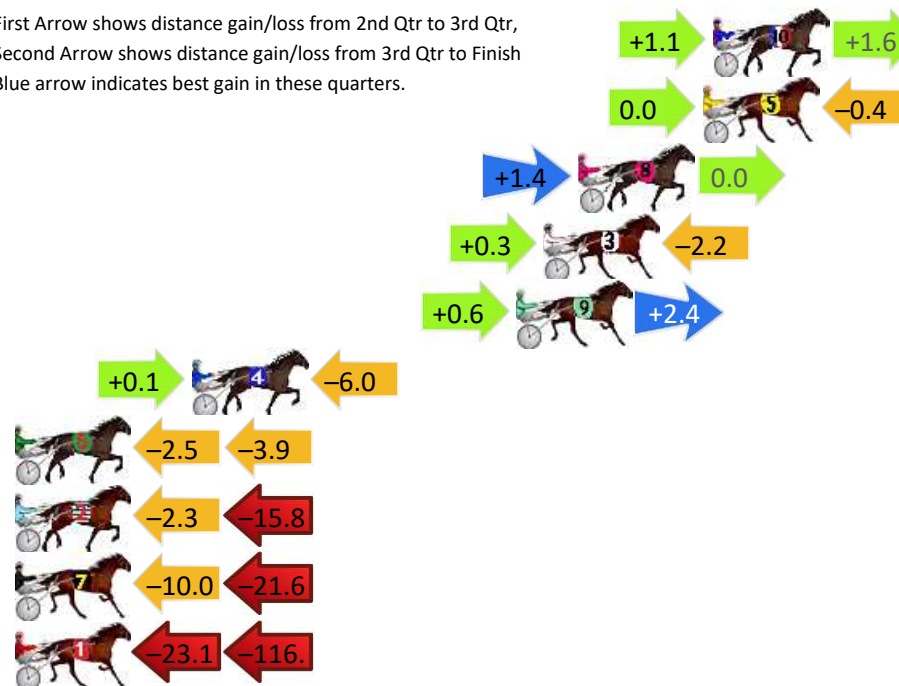
Gross Time: 2:07.70 MileRate: 1:59.40 LeadTime: 7.65s First Qtr: 30.60s Second Qtr: 29.90s Third Qtr: 29.45s Fourth Qtr: 30.10s

DATA TABLE: 800 / 400 Posi's are position from leader and (how wide the horse was at that position)

No	Horse	Plc	Mar	800 Posi	400 Posi	Time	3rd Qtr	4th Qt
10	Lasting Memory	1	0.0m	2.7m (1)	1.6m (1)	2:07.70	29.37s	29.98s
5	Hellovatime	2	0.4m	0.0m (0)	0.0m (0)	2:07.73	29.45s	30.13s
8	Ima Sweet Torque	3	5.4m	6.8m (1)	5.4m (1)	2:08.13	29.35s	30.13s
3	For Three Reasons	4	6.8m	4.9m (0)	4.6m (0)	2:08.24	29.43s	30.30s
9	Sapphiresndiamonds	5	7.9m	10.9m (1)	10.3m (1)	2:08.32	29.41s	29.96s
4	Im No Gift	6	20.9m	15.0m (1)	14.9m (0)	2:09.35	29.45s	30.65s
6	Roses Are Best	7	32.6m	26.2m (0)	28.7m (2)	2:10.27	29.65s	30.55s
2	Kay Jay Miki	8	34.2m	16.1m (0)	18.4m (1)	2:10.40	29.63s	31.44s
7	Tiger Lola	9	53.5m	21.9m (0)	31.9m (1)	2:11.92	30.21s	31.96s
1	Rubateeki	10	151.8m	12.0m (0)	35.1m (0)	2:19.67	31.17s	39.47s

Finish Position and metres gained

First Arrow shows distance gain/loss from 2nd Qtr to 3rd Qtr, Second Arrow shows distance gain/loss from 3rd Qtr to Finish Blue arrow indicates best gain in these quarters.



Visual positions in race at 2nd Quarter



Visual positions in race at 3rd Quarter

Penrith Race 2 Distance 1720m

Tuesday, 1 July 2025


Gross Time: 2:10.10 MileRate: 2:01.70 LeadTime: 7.60s First Qtr: 31.80s Second Qtr: 29.65s Third Qtr: 30.35s Fourth Qtr: 30.70s

DATA TABLE: 800 / 400 Posi's are position from leader and (how wide the horse was at that position)

NoHorse	Plc	Mar	800 Posi	400 Posi	Time	3rd Qtr	4th Qt
9 Rogervalerio Lombo	1	0.0m	11.7m (1)	0.0m (2)	2:10.10	29.49s	30.70s
4 Fiftyshades Cresco	2	3.0m	16.0m (1)	6.3m (3)	2:10.34	29.65s	30.46s
5 Bently Bullet	3	6.3m	17.9m (0)	11.6m (3)	2:10.61	29.91s	30.33s
8 Rocketon	4	8.9m	13.6m (0)	9.5m (0)	2:10.81	30.07s	30.69s
6 Notmuchuptop	5	9.6m	0.0m (0)	1.6m (0)	2:10.87	30.47s	31.35s
7 The Maldives	6	13.8m	9.5m (0)	5.3m (1)	2:11.21	30.05s	31.41s
2 Clementsorrell	7	17.6m	5.4m (0)	3.7m (2)	2:11.51	30.23s	31.83s
3 Gentle Giant	8	25.7m	7.6m (1)	9.0m (2)	2:12.16	30.47s	32.08s
10 Jogalong Blue	9	34.7m	1.1m (1)	1.1m (1)	2:12.89	30.35s	33.41s

Finish Position and metres gained

First Arrow shows distance gain/loss from 2nd Qtr to 3rd Qtr,
Second Arrow shows distance gain/loss from 3rd Qtr to Finish
Blue arrow indicates best gain in these quarters.



800

Visual positions in race at 2nd Quarter



400

Visual positions in race at 3rd Quarter



Powered by



Harness Analyser

Sectional Analysis Software

Not just form | Free Trial

www.facebook.com/PJHarnessRacing



RISE Digital, Harness Racing Australia nor the provider accepts any responsibility for the completeness or accuracy of any of the information contained herein, and makes no representations about its suitability for any particular purpose. Users should make their own judgements about those matters and/or seek independent advice. You assume all risks associated with use of data provided on this page

Penrith Race 3 Distance 1720m

Tuesday, 1 July 2025



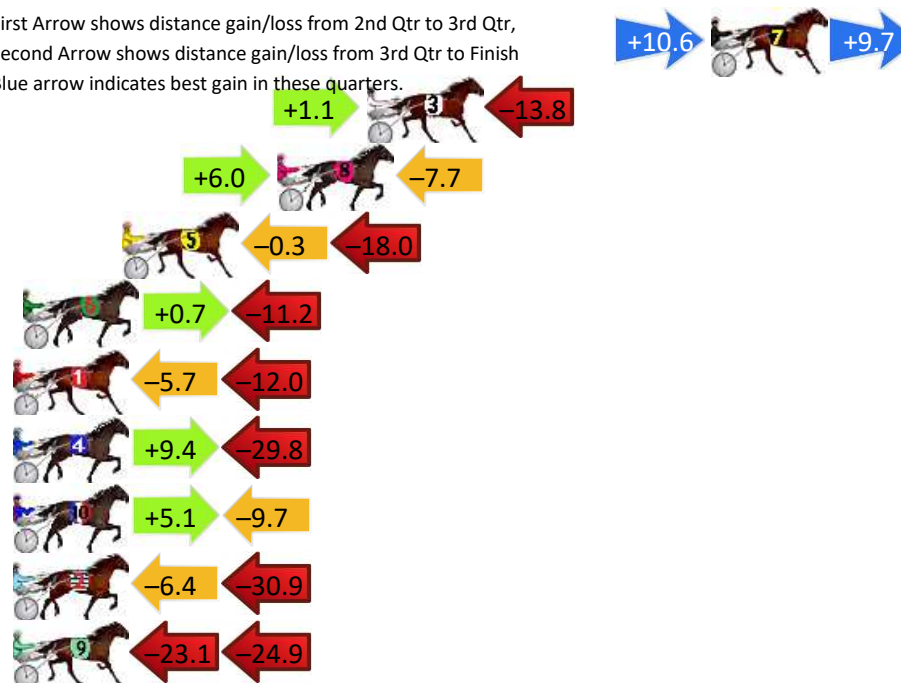
Gross Time: 2:11.60 MileRate: 2:03.10 LeadTime: 7.80s First Qtr: 30.80s Second Qtr: 30.20s Third Qtr: 31.10s Fourth Qtr: 31.70s

DATA TABLE: 800 / 400 Posi's are position from leader and (how wide the horse was at that position)

No	Horse	Plc	Mar	800 Posi	400 Posi	Time	3rd Qtr	4th Qt
7	Super Service	1	0.0m	20.3m (1)	9.7m (2)	2:11.60	30.34s	30.94s
3	Rioterra	2	13.8m	1.1m (0)	0.0m (0)	2:12.74	31.02s	32.84s
8	Chief Runningcloud	3	17.4m	15.7m (1)	9.7m (0)	2:13.04	30.68s	32.38s
5	Itz Trixton Time	4	23.6m	5.3m (1)	5.6m (1)	2:13.55	31.14s	33.21s
6	Ewing	5	27.6m	17.1m (0)	16.4m (2)	2:13.89	31.10s	32.71s
1	Phoebe Majestic	6	28.9m	11.2m (0)	16.9m (1)	2:13.99	31.58s	32.77s
4	Aladdin Sane	7	30.8m	10.4m (1)	1.0m (1)	2:14.15	30.40s	34.17s
10	Wynberg Watch	8	32.3m	27.7m (1)	22.6m (1)	2:14.27	30.78s	32.61s
2	Down Under Earl	9	44.2m	6.9m (0)	13.3m (0)	2:15.26	31.62s	34.32s
9	Prohibited Love	10	48.0m	0.0m (1)	23.1m (2)	2:15.57	32.90s	33.87s

Finish Position and metres gained

First Arrow shows distance gain/loss from 2nd Qtr to 3rd Qtr, Second Arrow shows distance gain/loss from 3rd Qtr to Finish Blue arrow indicates best gain in these quarters.



Penrith Race 4 Distance 1720m

Tuesday, 1 July 2025


Gross Time: 2:09.20 MileRate: 2:00.90 LeadTime: 7.50s First Qtr: 31.40s Second Qtr: 31.10s Third Qtr: 29.60s Fourth Qtr: 29.60s

DATA TABLE: 800 / 400 Posi's are position from leader and (how wide the horse was at that position)


NoHorse	Plc	Mar	800 Posi	400 Posi	Time	3rd Qtr	4th Qt
5 Vespa Stride	1	0.0m	17.9m (1)	11.7m (3)	2:09.20	29.14s	28.74s
8 Decipher	2	1.0m	9.8m (1)	7.6m (3)	2:09.28	29.44s	29.12s
1 Ima Shinkansen	3	1.5m	4.9m (0)	4.4m (0)	2:09.32	29.56s	29.40s
4 Goodtime Miki	4	5.6m	6.0m (1)	4.9m (2)	2:09.63	29.52s	29.67s
7 Hesaa Lister	5	6.1m	9.3m (0)	8.2m (1)	2:09.67	29.52s	29.47s
2 Go Tess Go	6	6.7m	0.0m (0)	0.0m (0)	2:09.72	29.60s	30.12s
3 Screenshot	7	8.2m	13.9m (0)	11.4m (2)	2:09.84	29.42s	29.40s
6 Longtan Viper	8	17.0m	0.6m (1)	1.6m (1)	2:10.52	29.68s	30.80s
9 Petes Ona Mission	9	272.4m	13.9m (1)	180.2m (1)	2:30.33	41.84s	37.47s

Finish Position and metres gained

First Arrow shows distance gain/loss from 2nd Qtr to 3rd Qtr,
Second Arrow shows distance gain/loss from 3rd Qtr to Finish
Blue arrow indicates best gain in these quarters.



Visual positions in race at 2nd Quarter



Visual positions in race at 3rd Quarter



Powered by



Harness Analyser

Sectional Analysis Software

Not just form | Free Trial

www.facebook.com/PJHarnessRacing



RISE Digital, Harness Racing Australia nor the provider accepts any responsibility for the completeness or accuracy of any of the information contained herein, and makes no representations about its suitability for any particular purpose. Users should make their own judgements about those matters and/or seek independent advice. You assume all risks associated with use of data provided on this page

Penrith Race 5 Distance 1720m

Tuesday, 1 July 2025


Gross Time: 2:07.20 MileRate: 1:59.00 LeadTime: 7.90s First Qtr: 30.80s Second Qtr: 29.30s Third Qtr: 29.50s Fourth Qtr: 29.70s

DATA TABLE: 800 / 400 Posi's are position from leader and (how wide the horse was at that position)

No	Horse	Plc	Mar	800 Posi	400 Posi	Time	3rd Qtr	4th Qt
7	Blisses Best	1	0.0m	13.2m (0)	18.8m (0)	2:07.20	29.92s	28.32s
3	Sunshine Karamea	2	2.0m	0.0m (0)	0.0m (0)	2:07.36	29.50s	29.86s
8	Chlobro	3	5.4m	14.3m (1)	14.7m (2)	2:07.62	29.54s	29.04s
10	A Vapar Storm	4	8.9m	4.7m (1)	7.1m (0)	2:07.89	29.68s	29.87s
5	Dashing Cheddar	5	14.4m	17.3m (0)	24.5m (1)	2:08.32	30.04s	29.02s
9	Tigernator	6	19.3m	19.2m (1)	16.9m (3)	2:08.70	29.34s	29.96s
6	Mister Jones	7	22.1m	23.6m (1)	21.8m (2)	2:08.92	29.38s	29.82s
4	Birdy Gal	8	22.5m	8.5m (1)	11.4m (1)	2:08.95	29.72s	30.61s
1	Bellrivergirl	9	67.7m	8.8m (0)	22.8m (0)	2:12.47	30.54s	33.29s

Finish Position and metres gained

First Arrow shows distance gain/loss from 2nd Qtr to 3rd Qtr,
Second Arrow shows distance gain/loss from 3rd Qtr to Finish
Blue arrow indicates best gain in these quarters.



Visual positions in race at 2nd Quarter



Visual positions in race at 3rd Quarter



Powered by



Harness Analyser

Sectional Analysis Software

Not just form | Free Trial

www.facebook.com/PJHarnessRacing



RISE Digital, Harness Racing Australia nor the provider accepts any responsibility for the completeness or accuracy of any of the information contained herein, and makes no representations about its suitability for any particular purpose. Users should make their own judgements about those matters and/or seek independent advice. You assume all risks associated with use of data provided on this page

Penrith Race 6 Distance 1720m

Tuesday, 1 July 2025

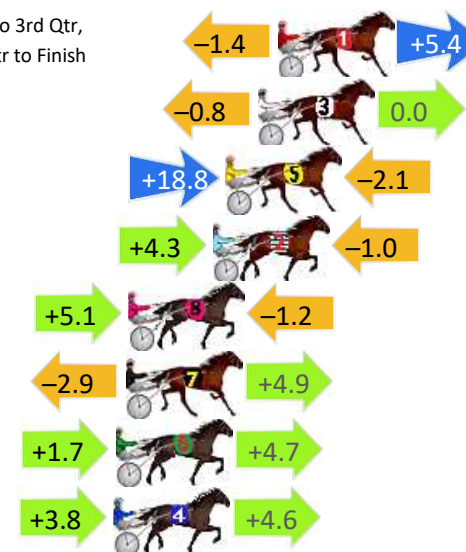
Gross Time: 2:09.50 MileRate: 2:01.20 LeadTime: 7.80s First Qtr: 30.90s Second Qtr: 30.60s Third Qtr: 30.00s Fourth Qtr: 30.20s

DATA TABLE: 800 / 400 Posi's are position from leader and (how wide the horse was at that position)

NoHorse	Plc	Mar	800 Posi	400 Posi	Time	3rd Qtr	4th Qt
1 Play Southernland	1	0.0m	4.0m (0)	5.4m (0)	2:09.50	30.10s	29.80s
3 Lookin Good Margie	2	0.8m	0.0m (0)	0.8m (0)	2:09.56	30.06s	30.20s
5 Kates Virtue	3	2.1m	18.8m (1)	0.0m (2)	2:09.67	28.60s	30.37s
2 Charlies Ace	4	2.6m	5.9m (1)	1.6m (1)	2:09.71	29.68s	30.29s
8 Our Fire And Delight	5	6.0m	9.9m (1)	4.8m (2)	2:09.97	29.62s	30.31s
7 Polka Delight	6	6.1m	8.1m (0)	11.0m (0)	2:09.98	30.22s	29.86s
6 Snow Hunter	7	6.5m	12.9m (0)	11.2m (1)	2:10.01	29.88s	29.87s
4 Stellina	8	6.6m	15.0m (1)	11.2m (2)	2:10.02	29.72s	29.88s


Finish Position and metres gained

First Arrow shows distance gain/loss from 2nd Qtr to 3rd Qtr,
Second Arrow shows distance gain/loss from 3rd Qtr to Finish
Blue arrow indicates best gain in these quarters.



800

Visual positions in race at 2nd Quarter



400

Visual positions in race at 3rd Quarter



Powered by



Harness Analyser

Sectional Analysis Software

Not just form | Free Trial

www.facebook.com/PJHarnessRacing



RISE Digital, Harness Racing Australia nor the provider accepts any responsibility for the completeness or accuracy of any of the information contained herein, and makes no representations about its suitability for any particular purpose. Users should make their own judgements about those matters and/or seek independent advice. You assume all risks associated with use of data provided on this page

Penrith Race 7 Distance 1720m

Tuesday, 1 July 2025

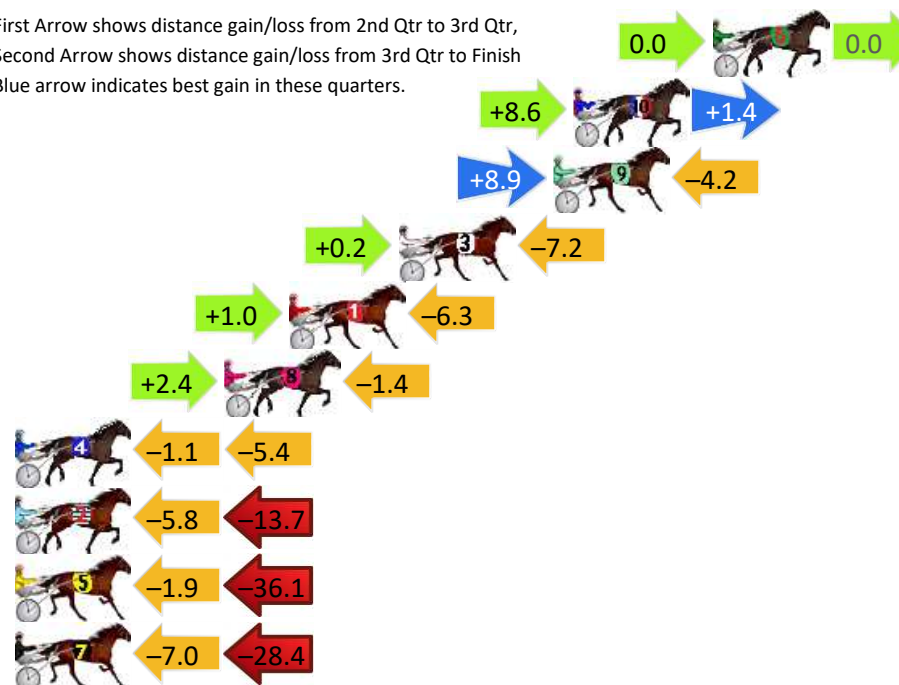
Gross Time: 2:07.30 MileRate: 1:59.10 LeadTime: 7.30s First Qtr: 31.00s Second Qtr: 28.90s Third Qtr: 29.50s Fourth Qtr: 30.60s

DATA TABLE: 800 / 400 Posi's are position from leader and (how wide the horse was at that position)


NoHorse	Plc	Mar	800 Posi	400 Posi	Time	3rd Qtr	4th Qt
6 Tuapeka Lou	1	0.0m	0.0m (0)	0.0m (0)	2:07.30	29.50s	30.60s
10 Theres Wally	2	5.6m	15.6m (1)	7.0m (1)	2:07.75	28.90s	30.53s
9 Bettine	3	6.4m	11.1m (1)	2.2m (1)	2:07.81	28.86s	30.95s
3 Radiant Amber	4	12.6m	5.6m (0)	5.4m (0)	2:08.31	29.50s	31.21s
1 Smart And Mighty	5	17.0m	11.7m (0)	10.7m (0)	2:08.66	29.46s	31.16s
8 Larrikin Lenny	6	19.6m	20.6m (0)	18.2m (0)	2:08.87	29.38s	30.81s
4 Bo Duke	7	32.7m	26.2m (0)	27.3m (0)	2:09.92	29.66s	31.18s
2 Major Jarod	8	35.7m	16.2m (0)	22.0m (1)	2:10.16	29.98s	31.82s
5 Goodtime Sailor	9	58.6m	20.6m (1)	22.5m (2)	2:11.99	29.70s	33.61s
7 Watch Me React	10	61.6m	26.2m (1)	33.2m (1)	2:12.23	30.10s	33.05s

Finish Position and metres gained

First Arrow shows distance gain/loss from 2nd Qtr to 3rd Qtr,
Second Arrow shows distance gain/loss from 3rd Qtr to Finish
Blue arrow indicates best gain in these quarters.



800



400



Penrith Race 8 Distance 2125m

Tuesday, 1 July 2025


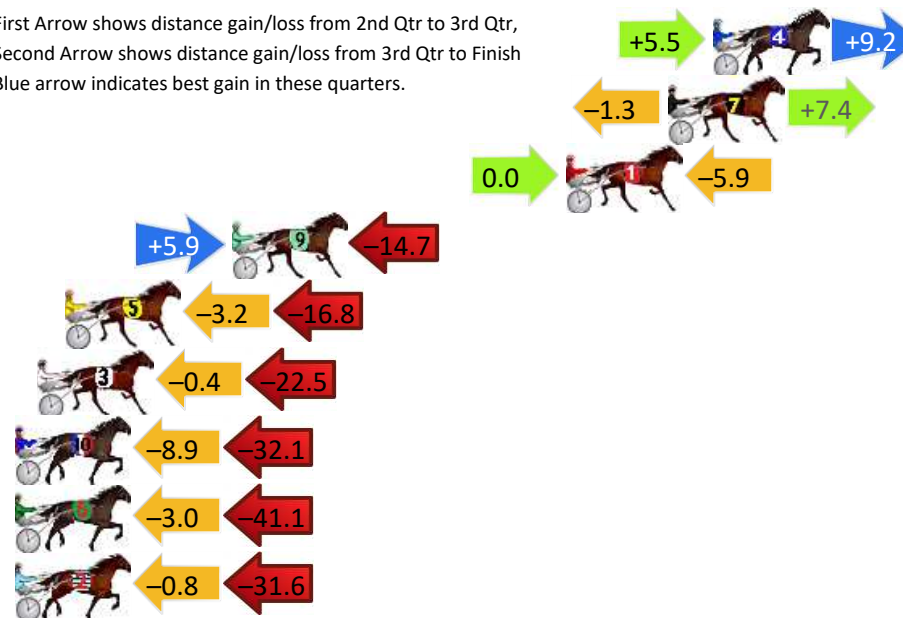
Gross Time: 2:42.20 MileRate: 2:02.80 LeadTime: 37.20s First Qtr: 31.60s Second Qtr: 30.70s Third Qtr: 31.60s Fourth Qtr: 31.10s

DATA TABLE: 800 / 400 Posi's are position from leader and (how wide the horse was at that position)


NoHorse	Plc	Mar	800 Posi	400 Posi	Time	3rd Qtr	4th Qt
4 Gottadobettor	1	0.0m	14.7m (1)	9.2m (3)	2:42.20	31.20s	30.38s
7 Whereishe	2	1.8m	7.9m (0)	9.2m (0)	2:42.35	31.72s	30.53s
1 Withdistinction	3	5.9m	0.0m (0)	0.0m (0)	2:42.68	31.60s	31.58s
9 Desiderio	4	19.3m	10.5m (1)	4.6m (2)	2:43.77	31.16s	32.31s
5 Nothingbutwaves	5	26.0m	6.0m (1)	9.2m (1)	2:44.31	31.86s	32.49s
3 Tommys Luck	6	27.1m	4.2m (0)	4.6m (0)	2:44.40	31.64s	32.94s
10 Grey Cadillac	7	43.4m	2.4m (2)	11.3m (2)	2:45.73	32.30s	33.75s
6 Dancing With My Ex	8	45.7m	1.6m (1)	4.6m (1)	2:45.92	31.84s	34.46s
2 McArdom	9	46.0m	13.6m (0)	14.4m (1)	2:45.94	31.68s	33.72s

Finish Position and metres gained

First Arrow shows distance gain/loss from 2nd Qtr to 3rd Qtr, Second Arrow shows distance gain/loss from 3rd Qtr to Finish Blue arrow indicates best gain in these quarters.



Visual positions in race at 2nd Quarter



Visual positions in race at 3rd Quarter

Penrith Race 9 Distance 1720m

Tuesday, 1 July 2025

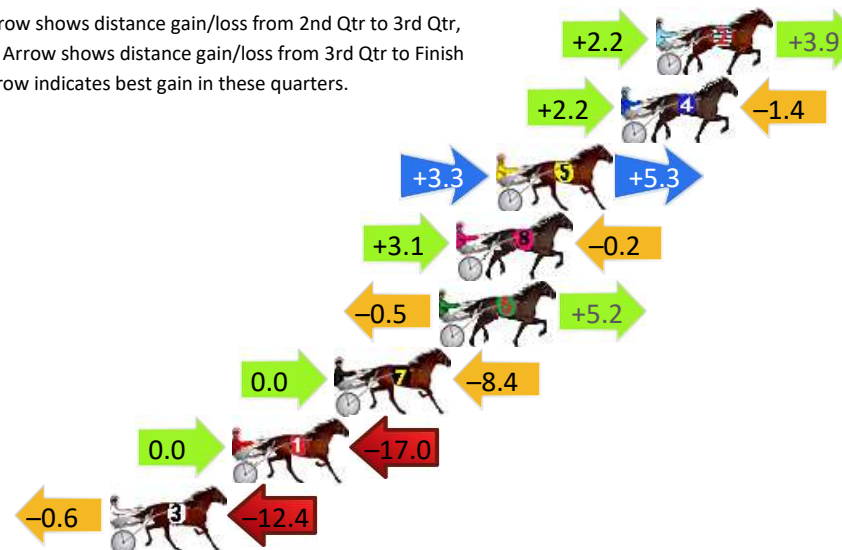
Gross Time: 2:07.80 MileRate: 1:59.60 LeadTime: 7.70s First Qtr: 31.10s Second Qtr: 31.20s Third Qtr: 28.90s Fourth Qtr: 28.90s

DATA TABLE: 800 / 400 Posi's are position from leader and (how wide the horse was at that position)

NoHorse	Plc	Mar	800 Posi	400 Posi	Time	3rd Qtr	4th Qt
2 Gipsy Princess	1	0.0m	6.1m (1)	3.9m (1)	2:07.80	28.74s	28.62s
4 El Camino	2	1.4m	2.2m (1)	0.0m (1)	2:07.91	28.74s	29.01s
5 Marathon Man	3	6.4m	15.0m (1)	11.7m (1)	2:08.29	28.66s	28.55s
8 Merrywood Tony	4	8.0m	10.9m (1)	7.8m (1)	2:08.41	28.68s	28.95s
6 One For The Rodi	5	8.7m	13.4m (0)	13.9m (0)	2:08.46	28.94s	28.56s
7 Rocknroll Gig	6	12.9m	4.5m (0)	4.5m (0)	2:08.78	28.90s	29.56s
1 Dontletfearstopya	7	17.0m	0.0m (0)	0.0m (0)	2:09.09	28.90s	30.19s
3 Lous Dream	8	21.9m	8.9m (0)	9.5m (0)	2:09.46	28.94s	29.88s

Finish Position and metres gained

First Arrow shows distance gain/loss from 2nd Qtr to 3rd Qtr,
Second Arrow shows distance gain/loss from 3rd Qtr to Finish
Blue arrow indicates best gain in these quarters.



800

Visual positions in race at 2nd Quarter



400

Visual positions in race at 3rd Quarter



Powered by



Harness Analyser

Sectional Analysis Software

Not just form | Free Trial

www.facebook.com/PJHarnessRacing



RISE Digital, Harness Racing Australia nor the provider accepts any responsibility for the completeness or accuracy of any of the information contained herein, and makes no representations about its suitability for any particular purpose. Users should make their own judgements about those matters and/or seek independent advice. You assume all risks associated with use of data provided on this page