

# Penrith Race 1 Distance 1720m

Thursday, 3 July 2025

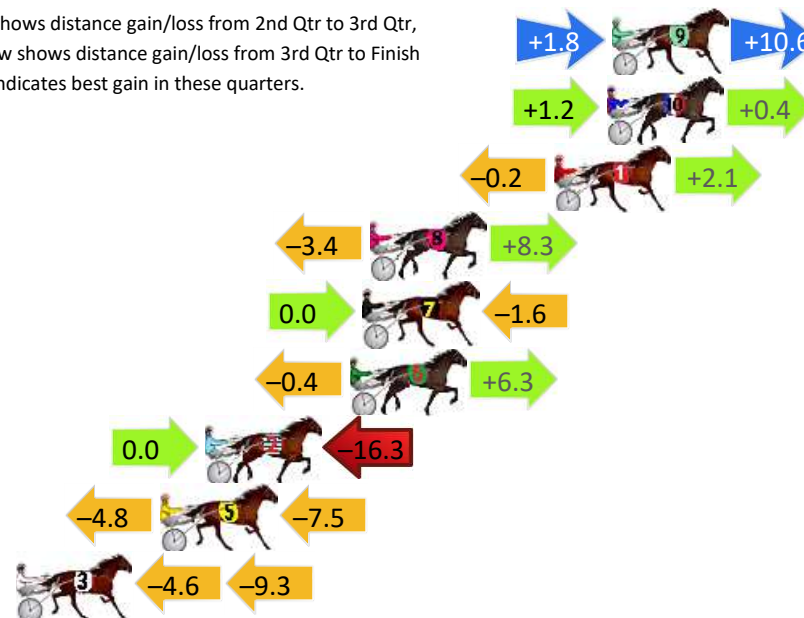
Gross Time: 2:03.20 MileRate: 1:55.30 LeadTime: 7.60s First Qtr: 29.20s Second Qtr: 29.40s Third Qtr: 28.40s Fourth Qtr: 28.60s

DATA TABLE: 800 / 400 Posi's are position from leader and (how wide the horse was at that position)

No	Horse	Plc	Mar	800 Posi	400 Posi	Time	3rd Qtr	4th Qt
9	Blisses Best	1	0.0m	12.4m (0)	10.6m (0)	2:03.20	28.28s	27.85s
10	Red Sapphire	2	0.2m	1.8m (1)	0.6m (1)	2:03.22	28.32s	28.57s
1	Mister Quirk	3	2.3m	4.2m (0)	4.4m (1)	2:03.37	28.41s	28.45s
8	Ripstone Snorter	4	9.7m	14.6m (1)	18.0m (1)	2:03.93	28.64s	28.01s
7	Ed Mendes	5	10.0m	8.4m (0)	8.4m (1)	2:03.95	28.40s	28.71s
6	Larrikin Lenny	6	10.5m	16.4m (0)	16.8m (0)	2:03.99	28.43s	28.15s
2	Dougs Tribe	7	16.3m	0.0m (0)	0.0m (0)	2:04.42	28.40s	29.76s
5	Bettor Cheer	8	18.1m	5.8m (1)	10.6m (2)	2:04.56	28.74s	29.13s
3	A Lot Of Luvin	9	23.9m	10.0m (1)	14.6m (2)	2:04.99	28.72s	29.26s

## Finish Position and metres gained

First Arrow shows distance gain/loss from 2nd Qtr to 3rd Qtr, Second Arrow shows distance gain/loss from 3rd Qtr to Finish  
Blue arrow indicates best gain in these quarters.



800

Visual positions in race at 2nd Quarter



400

Visual positions in race at 3rd Quarter



Powered by



Harness Analyser

Sectional Analysis Software

Not just form | Free Trial

[www.facebook.com/PJHarnessRacing](http://www.facebook.com/PJHarnessRacing)



RISE Digital, Harness Racing Australia nor the provider accepts any responsibility for the completeness or accuracy of any of the information contained herein, and makes no representations about its suitability for any particular purpose. Users should make their own judgements about those matters and/or seek independent advice. You assume all risks associated with use of data provided on this page

# Penrith Race 2 Distance 1720m

Thursday, 3 July 2025

Gross Time: 2:06.30

MileRate: 1:58.20

LeadTime: 7.70s

First Qtr: 30.90s

Second Qtr: 30.20s

Third Qtr: 28.50s

Fourth Qtr: 29.00s

DATA TABLE: 800 / 400 Posi's are position from leader and (how wide the horse was at that position)

NoHorse	Plc	Mar	800 Posi	400 Posi	Time	3rd Qtr	4th Qt
8 Eyeknow	1	0.0m	4.8m (1)	4.4m (1)	2:06.30	28.47s	28.68s
3 Tiger Eupheme	2	1.7m	0.6m (1)	0.2m (1)	2:06.43	28.47s	29.11s
1 Miss Ravishing	3	3.0m	0.0m (0)	0.0m (0)	2:06.53	28.50s	29.22s
2 Oakley Shard	4	4.8m	8.4m (0)	8.2m (0)	2:06.67	28.49s	28.75s
7 Oursurfinsafari	5	5.3m	4.2m (0)	4.2m (0)	2:06.70	28.50s	29.08s
4 Lockitineddy	6	5.6m	8.8m (1)	8.2m (1)	2:06.73	28.46s	28.81s
9 Bobby Waterhouse	6	5.6m	12.0m (0)	12.2m (0)	2:06.73	28.52s	28.52s
5 Mary Anne Rose	8	6.0m	13.0m (1)	11.2m (2)	2:06.76	28.37s	28.63s
10 Michael Caine	9	7.3m	16.4m (0)	16.8m (0)	2:06.86	28.53s	28.32s
6 Letsgo Matilda	10	13.7m	17.4m (1)	15.4m (1)	2:07.34	28.36s	28.88s

## Finish Position and metres gained

First Arrow shows distance gain/loss from 2nd Qtr to 3rd Qtr,  
Second Arrow shows distance gain/loss from 3rd Qtr to Finish  
Blue arrow indicates best gain in these quarters.



800

Visual positions in race at 2nd Quarter



400

Visual positions in race at 3rd Quarter



Powered by



Harness Analyser

Sectional Analysis Software

Not just form | Free Trial

[www.facebook.com/PJHarnessRacing](http://www.facebook.com/PJHarnessRacing)



RISE Digital, Harness Racing Australia nor the provider accepts any responsibility for the completeness or accuracy of any of the information contained herein, and makes no representations about its suitability for any particular purpose. Users should make their own judgements about those matters and/or seek independent advice. You assume all risks associated with use of data provided on this page

# Penrith Race 3 Distance 1720m

Thursday, 3 July 2025


Gross Time: 2:04.50 MileRate: 1:56.50 LeadTime: 7.50s First Qtr: 29.80s Second Qtr: 29.50s Third Qtr: 28.70s Fourth Qtr: 29.00s

DATA TABLE: 800 / 400 Posi's are position from leader and (how wide the horse was at that position)

No	Horse	Plc	Mar	800 Posi	400 Posi	Time	3rd Qtr	4th Qt
5	Rocksie Rock	1	0.0m	0.0m (1)	0.0m (1)	2:04.50	28.70s	29.00s
4	Ideal Redemption	2	4.3m	4.0m (1)	4.0m (1)	2:04.83	28.70s	29.02s
6	A Vapar Storm	3	6.6m	21.8m (1)	13.0m (3)	2:05.00	28.07s	28.54s
3	Madazalways	4	11.8m	0.2m (0)	0.4m (0)	2:05.40	28.71s	29.82s
9	Better Harley	5	11.9m	13.2m (1)	13.2m (2)	2:05.41	28.70s	28.91s
1	Silent Reaction	6	13.2m	4.4m (0)	6.0m (0)	2:05.50	28.81s	29.52s
7	Whereishe	7	16.1m	8.6m (0)	10.4m (0)	2:05.73	28.83s	29.41s
2	The Poobah	8	17.2m	8.0m (1)	9.2m (1)	2:05.81	28.78s	29.58s
8	The Best Of You	9	17.9m	12.6m (0)	14.4m (0)	2:05.86	28.83s	29.25s
10	Lookin Good Margie	10	18.8m	17.2m (1)	9.2m (2)	2:05.93	28.12s	29.69s


## Finish Position and metres gained

First Arrow shows distance gain/loss from 2nd Qtr to 3rd Qtr,  
Second Arrow shows distance gain/loss from 3rd Qtr to Finish  
Blue arrow indicates best gain in these quarters.



800

Visual positions in race at 2nd Quarter



400

Visual positions in race at 3rd Quarter



Powered by



Harness Analyser

Sectional Analysis Software

Not just form | Free Trial

[www.facebook.com/PJHarnessRacing](http://www.facebook.com/PJHarnessRacing)



RISE Digital, Harness Racing Australia nor the provider accepts any responsibility for the completeness or accuracy of any of the information contained herein, and makes no representations about its suitability for any particular purpose. Users should make their own judgements about those matters and/or seek independent advice. You assume all risks associated with use of data provided on this page

# Penrith Race 4 Distance 1720m

Thursday, 3 July 2025

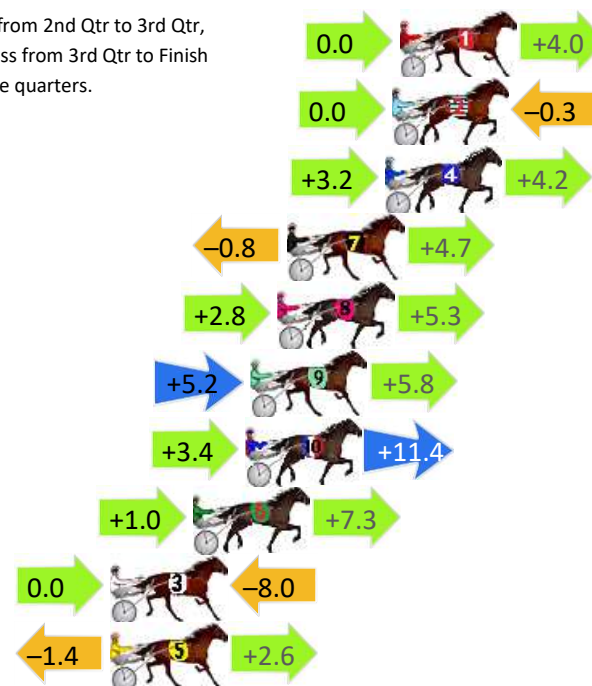
Gross Time: 2:04.90 MileRate: 1:56.90 LeadTime: 7.70s First Qtr: 30.40s Second Qtr: 29.30s Third Qtr: 28.60s Fourth Qtr: 28.90s

DATA TABLE: 800 / 400 Posi's are position from leader and (how wide the horse was at that position)

NoHorse	Plc	Mar	800 Posi	400 Posi	Time	3rd Qtr	4th Qt
1 Notsokool	1	0.0m	4.0m (0)	4.0m (0)	2:04.90	28.60s	28.61s
2 Desiderio	2	0.3m	0.0m (0)	0.0m (0)	2:04.92	28.60s	28.92s
4 American Werewolf	3	0.6m	8.0m (1)	4.8m (2)	2:04.95	28.37s	28.60s
7 Til Heavens Rockn	4	4.5m	8.4m (0)	9.2m (1)	2:05.24	28.66s	28.56s
8 Ourtreacherous Reign	5	4.9m	13.0m (1)	10.2m (2)	2:05.27	28.40s	28.52s
9 Lochiel	6	6.0m	17.0m (1)	11.8m (3)	2:05.36	28.23s	28.48s
10 Arnies Army	7	6.2m	21.0m (1)	17.6m (2)	2:05.37	28.36s	28.08s
6 Whyiman	8	8.3m	16.6m (0)	15.6m (1)	2:05.53	28.53s	28.38s
3 Abdicate	9	11.6m	3.6m (1)	3.6m (1)	2:05.78	28.60s	29.47s
5 Freeasabyrd	9	11.6m	12.8m (0)	14.2m (0)	2:05.78	28.70s	28.71s


## Finish Position and metres gained

First Arrow shows distance gain/loss from 2nd Qtr to 3rd Qtr,  
Second Arrow shows distance gain/loss from 3rd Qtr to Finish  
Blue arrow indicates best gain in these quarters.



Visual positions in race at 2nd Quarter

800



Visual positions in race at 3rd Quarter

400



Powered by



Harness Analyser

Sectional Analysis Software

Not just form | Free Trial

[www.facebook.com/PJHarnessRacing](http://www.facebook.com/PJHarnessRacing)



RISE Digital, Harness Racing Australia nor the provider accepts any responsibility for the completeness or accuracy of any of the information contained herein, and makes no representations about its suitability for any particular purpose. Users should make their own judgements about those matters and/or seek independent advice. You assume all risks associated with use of data provided on this page



# Penrith Race 5 Distance 1720m

Thursday, 3 July 2025

Gross Time: 2:02.50 MileRate: 1:54.60 LeadTime: 7.30s First Qtr: 28.40s Second Qtr: 29.30s Third Qtr: 28.50s Fourth Qtr: 29.00s

DATA TABLE: 800 / 400 Posi's are position from leader and (how wide the horse was at that position)


NoHorse	Plc	Mar	800 Posi	400 Posi	Time	3rd Qtr	4th Qt
1 Alta Magacian	1	0.0m	0.0m (0)	0.0m (0)	2:02.50	28.50s	29.00s
7 Stormtide	2	1.9m	4.4m (0)	4.2m (0)	2:02.64	28.49s	28.83s
3 Itzmineontheline	3	2.7m	11.4m (1)	10.4m (2)	2:02.71	28.43s	28.44s
5 Foxy Dada	4	5.1m	22.0m (1)	19.4m (3)	2:02.89	28.32s	27.97s
4 King Tiger	5	5.7m	3.0m (1)	3.6m (1)	2:02.93	28.54s	29.15s
6 Caulonia Courage	6	6.7m	8.6m (0)	8.4m (0)	2:03.01	28.49s	28.88s
8 Collect A Dime	7	7.4m	15.6m (1)	15.4m (2)	2:03.06	28.49s	28.42s
2 Jalaneel	8	9.6m	7.0m (1)	6.2m (2)	2:03.23	28.44s	29.25s
9 Spirit Of Arion	9	10.0m	16.8m (0)	10.0m (1)	2:03.26	28.01s	29.00s

## Finish Position and metres gained

First Arrow shows distance gain/loss from 2nd Qtr to 3rd Qtr,  
Second Arrow shows distance gain/loss from 3rd Qtr to Finish  
Blue arrow indicates best gain in these quarters.



Visual positions in race at 2nd Quarter



Visual positions in race at 3rd Quarter

# Penrith Race 6 Distance 2125m

Thursday, 3 July 2025


Gross Time: 2:34.70 MileRate: 1:57.20 LeadTime: 37.30s First Qtr: 30.00s Second Qtr: 29.20s Third Qtr: 28.60s Fourth Qtr: 29.60s

DATA TABLE: 800 / 400 Posi's are position from leader and (how wide the horse was at that position)

NoHorse	Plc	Mar	800 Posi	400 Posi	Time	3rd Qtr	4th Qt
3 Lord Memnock	1	0.0m	8.0m (1)	3.4m (3)	2:34.70	28.27s	29.35s
8 Rio De Janeiro Blue	2	1.6m	12.2m (1)	7.8m (3)	2:34.82	28.29s	29.14s
6 Eye Can Try	3	3.5m	24.4m (1)	11.6m (2)	2:34.97	27.68s	29.00s
2 Boyzhavtime	4	4.9m	4.0m (1)	3.6m (2)	2:35.08	28.57s	29.70s
4 Grey Cadillac	5	5.2m	0.0m (1)	0.0m (1)	2:35.10	28.59s	29.98s
5 Charlies Ace	6	7.1m	16.4m (1)	11.8m (3)	2:35.25	28.27s	29.25s
10 Gottadobetter	7	9.8m	20.6m (1)	16.4m (3)	2:35.46	28.30s	29.11s
7 Goodtime Bravo	8	10.7m	4.8m (0)	5.4m (1)	2:35.53	28.64s	29.99s
1 Maid Of Money	9	10.7m	1.0m (0)	1.8m (0)	2:35.53	28.65s	30.25s
9 Major Jarod	10	15.3m	8.6m (0)	11.2m (1)	2:35.89	28.78s	29.90s

## Finish Position and metres gained

First Arrow shows distance gain/loss from 2nd Qtr to 3rd Qtr,  
Second Arrow shows distance gain/loss from 3rd Qtr to Finish  
Blue arrow indicates best gain in these quarters.



Visual positions in race at 2nd Quarter

800



Visual positions in race at 3rd Quarter

400



Powered by



Harness Analyser

Sectional Analysis Software

Not just form | Free Trial

[www.facebook.com/PJHarnessRacing](http://www.facebook.com/PJHarnessRacing)



RISE Digital, Harness Racing Australia nor the provider accepts any responsibility for the completeness or accuracy of any of the information contained herein, and makes no representations about its suitability for any particular purpose. Users should make their own judgements about those matters and/or seek independent advice. You assume all risks associated with use of data provided on this page

# Penrith Race 7 Distance 1720m

Thursday, 3 July 2025

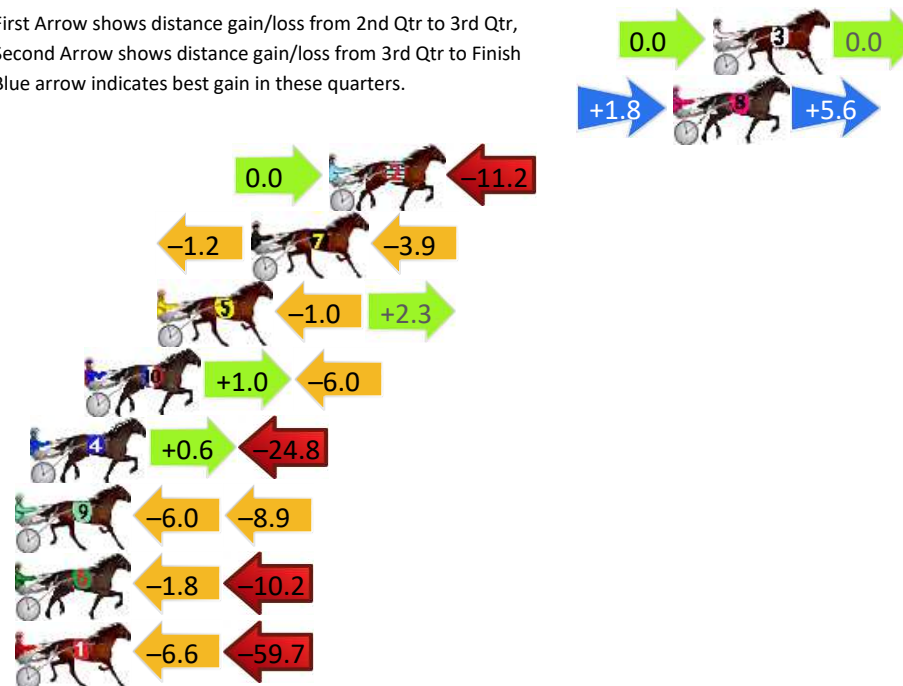
Gross Time: 2:05.40 MileRate: 1:57.30 LeadTime: 7.60s First Qtr: 30.60s Second Qtr: 30.30s Third Qtr: 28.10s Fourth Qtr: 28.80s

DATA TABLE: 800 / 400 Posi's are position from leader and (how wide the horse was at that position)

No	Horse	Plc	Mar	800 Posi	400 Posi	Time	3rd Qtr	4th Qt
3	Laser Stride	1	0.0m	0.0m (0)	0.0m (0)	2:05.40	28.10s	28.80s
8	The Devils Flame	2	1.6m	9.0m (1)	7.2m (1)	2:05.52	27.98s	28.40s
2	Miss Aloha	3	15.4m	4.2m (0)	4.2m (0)	2:06.56	28.09s	29.60s
7	Watch Africandance	4	18.5m	13.4m (0)	14.6m (1)	2:06.80	28.18s	29.08s
5	Betting On Courage	5	22.3m	23.6m (0)	24.6m (0)	2:07.09	28.17s	28.64s
10	Might And Victory	6	25.2m	20.2m (1)	19.2m (2)	2:07.31	28.02s	29.23s
4	Delightfully Sweet	7	27.4m	3.2m (1)	2.6m (1)	2:07.47	28.04s	30.58s
9	Arma The Great	8	30.1m	15.2m (1)	21.2m (1)	2:07.68	28.52s	29.44s
6	Hes My Reason	9	30.4m	18.4m (0)	20.2m (0)	2:07.70	28.22s	29.53s
1	Dewdrops	10	75.5m	9.2m (0)	15.8m (0)	2:11.11	28.51s	33.07s

## Finish Position and metres gained

First Arrow shows distance gain/loss from 2nd Qtr to 3rd Qtr, Second Arrow shows distance gain/loss from 3rd Qtr to Finish Blue arrow indicates best gain in these quarters.



800

Visual positions in race at 2nd Quarter



400

Visual positions in race at 3rd Quarter



Powered by



Harness Analyser

Sectional Analysis Software

Not just form | Free Trial

[www.facebook.com/PJHarnessRacing](http://www.facebook.com/PJHarnessRacing)



RISE Digital, Harness Racing Australia nor the provider accepts any responsibility for the completeness or accuracy of any of the information contained herein, and makes no representations about its suitability for any particular purpose. Users should make their own judgements about those matters and/or seek independent advice. You assume all risks associated with use of data provided on this page

# Penrith Race 8 Distance 1720m

Thursday, 3 July 2025

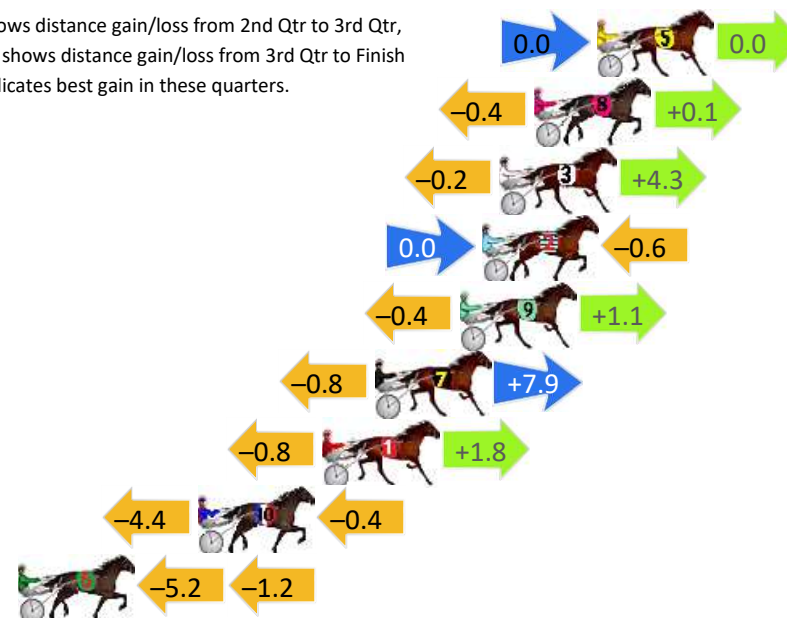
Gross Time: 2:04.30 MileRate: 1:56.30 LeadTime: 7.40s First Qtr: 29.30s Second Qtr: 29.50s Third Qtr: 29.00s Fourth Qtr: 29.10s

DATA TABLE: 800 / 400 Posi's are position from leader and (how wide the horse was at that position)

NoHorse	Plc	Mar	800 Posi	400 Posi	Time	3rd Qtr	4th Qt
5 Diletto	1	0.0m	0.0m (0)	0.0m (0)	2:04.30	29.00s	29.10s
8 Mizzz Adele	2	2.5m	2.2m (1)	2.6m (1)	2:04.49	29.03s	29.09s
3 Woodlea Beaver	3	3.9m	8.0m (0)	8.2m (0)	2:04.60	29.01s	28.79s
2 Wild Card	4	4.6m	4.0m (0)	4.0m (0)	2:04.65	29.00s	29.14s
9 Lani Kai Beach	5	5.5m	6.2m (1)	6.6m (1)	2:04.72	29.03s	29.02s
7 Reign Maker	6	8.9m	16.0m (0)	16.8m (0)	2:04.98	29.06s	28.53s
1 Choochoo Train	7	11.0m	12.0m (0)	12.8m (0)	2:05.14	29.06s	28.97s
10 Timely Sovereign	8	16.0m	11.2m (1)	15.6m (1)	2:05.52	29.32s	29.13s
6 Agiftfromtheangels	9	23.2m	16.8m (1)	22.0m (1)	2:06.07	29.38s	29.19s

## Finish Position and metres gained

First Arrow shows distance gain/loss from 2nd Qtr to 3rd Qtr,  
Second Arrow shows distance gain/loss from 3rd Qtr to Finish  
Blue arrow indicates best gain in these quarters.



Visual positions in race at 2nd Quarter



Visual positions in race at 3rd Quarter