

Tamworth Race 1 Distance 1980m

Thursday, 3 July 2025

Gross Time: 2:28.00

MileRate: 2:00.30

LeadTime: 28.00s

First Qtr: 29.80s

Second Qtr: 30.20s

Third Qtr: 29.50s

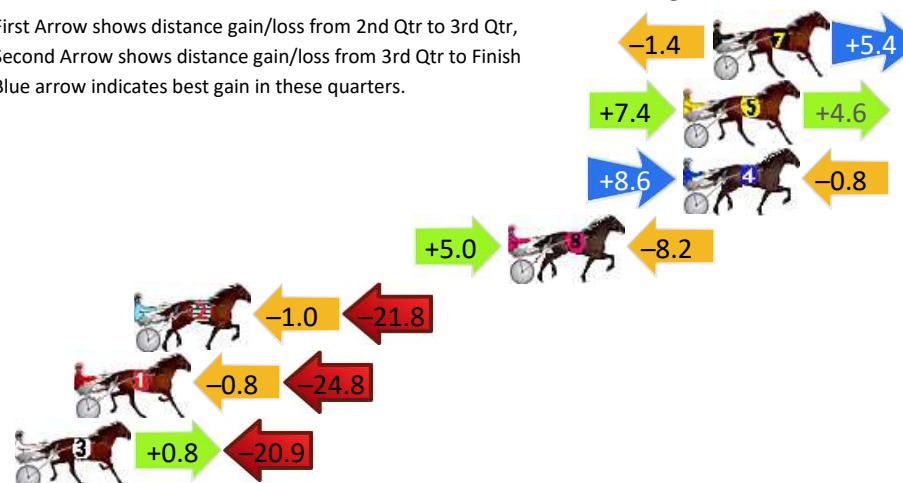
Fourth Qtr: 30.50s

DATA TABLE: 800 / 400 Posi's are position from leader and (how wide the horse was at that position)

NoHorse	Plc	Mar	800 Posi	400 Posi	Time	3rd Qtr	4th Qt
7 Mini Mine Yet	1	0.0m	4.0m (0)	5.4m (0)	2:28.00	29.61s	30.09s
5 Katastrophee	2	1.2m	13.2m (1)	5.8m (2)	2:28.10	28.95s	30.15s
4 Whens Lunch	3	1.2m	9.0m (1)	0.4m (3)	2:28.10	28.86s	30.56s
8 San Saba	4	8.2m	5.0m (1)	0.0m (2)	2:28.65	29.12s	31.12s
2 See The Dream	5	23.2m	0.4m (1)	1.4m (1)	2:29.85	29.55s	32.15s
1 Safe Jewels	6	25.6m	0.0m (0)	0.8m (0)	2:30.04	29.53s	32.38s
3 Riley Rocket	7	29.5m	9.4m (0)	8.6m (1)	2:30.35	29.41s	32.08s

Finish Position and metres gained

First Arrow shows distance gain/loss from 2nd Qtr to 3rd Qtr,
Second Arrow shows distance gain/loss from 3rd Qtr to Finish
Blue arrow indicates best gain in these quarters.



800

Visual positions in race at 2nd Quarter



400

Visual positions in race at 3rd Quarter



Powered by



Harness Analyser

Sectional Analysis Software

Not just form | Free Trial

www.facebook.com/PJHarnessRacing



RISE Digital, Harness Racing Australia nor the provider accepts any responsibility for the completeness or accuracy of any of the information contained herein, and makes no representations about its suitability for any particular purpose. Users should make their own judgements about those matters and/or seek independent advice. You assume all risks associated with use of data provided on this page

Tamworth Race 2 Distance 1609m

Thursday, 3 July 2025


Gross Time: 1:59.60 MileRate: 1:59.60 LeadTime: 0.00s First Qtr: 28.90s Second Qtr: 30.70s Third Qtr: 29.90s Fourth Qtr: 30.00s

DATA TABLE: 800 / 400 Posi's are position from leader and (how wide the horse was at that position)

No	Horse	Plc	Mar	800 Posi	400 Posi	Time	3rd Qtr	4th Qt
1	Frozen Jewel	1	0.0m	0.0m (0)	0.0m (0)	1:59.60	29.90s	30.00s
5	Lookat Mee	2	0.7m	11.6m (1)	10.6m (1)	1:59.65	29.83s	29.26s
6	Iamnopet	3	0.9m	7.4m (1)	5.6m (2)	1:59.67	29.77s	29.65s
7	Bring Your Best	4	1.6m	4.0m (0)	4.0m (0)	1:59.73	29.90s	29.82s
4	Zacharooni	5	2.4m	15.6m (1)	15.2m (1)	1:59.79	29.87s	29.05s
9	Midas Shannon	6	9.1m	12.2m (0)	12.8m (0)	2:00.32	29.95s	29.72s
2	Uncle Gregory	7	9.9m	3.4m (1)	2.4m (1)	2:00.38	29.82s	30.56s
8	Country Major	8	10.7m	8.0m (0)	8.0m (0)	2:00.44	29.90s	30.20s
3	Rolamax	9	16.1m	20.8m (1)	20.0m (1)	2:00.87	29.84s	29.71s

Finish Position and metres gained

First Arrow shows distance gain/loss from 2nd Qtr to 3rd Qtr,
Second Arrow shows distance gain/loss from 3rd Qtr to Finish
Blue arrow indicates best gain in these quarters.



800

Visual positions in race at 2nd Quarter



400

Visual positions in race at 3rd Quarter



Powered by



Harness Analyser

Sectional Analysis Software

Not just form | Free Trial

www.facebook.com/PJHarnessRacing



RISE Digital, Harness Racing Australia nor the provider accepts any responsibility for the completeness or accuracy of any of the information contained herein, and makes no representations about its suitability for any particular purpose. Users should make their own judgements about those matters and/or seek independent advice. You assume all risks associated with use of data provided on this page

Tamworth Race 3 Distance 1609m

Thursday, 3 July 2025

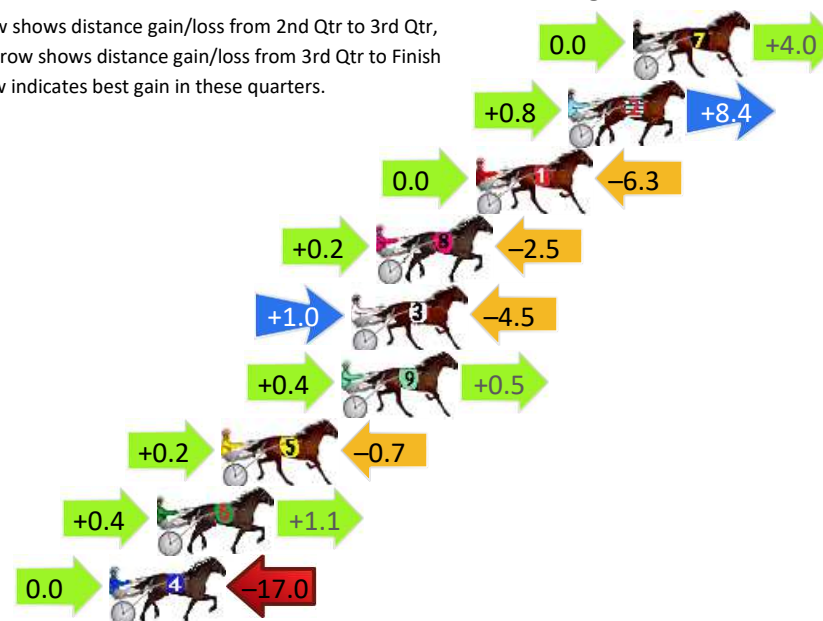
Gross Time: 1:58.10 MileRate: 1:58.10 LeadTime: 0.00s First Qtr: 29.00s Second Qtr: 29.20s Third Qtr: 29.30s Fourth Qtr: 30.60s

DATA TABLE: 800 / 400 Posi's are position from leader and (how wide the horse was at that position)

No	Horse	Plc	Mar	800 Posi	400 Posi	Time	3rd Qtr	4th Qt
7	Ee Jay Why	1	0.0m	4.0m (0)	4.0m (0)	1:58.10	29.31s	30.30s
2	Be Good Benny	2	2.6m	11.8m (1)	11.0m (2)	1:58.31	29.25s	29.96s
1	Reds Good To Go	3	6.3m	0.0m (0)	0.0m (0)	1:58.60	29.29s	31.08s
8	Mac Stubborn	4	10.3m	8.0m (0)	7.8m (0)	1:58.92	29.28s	30.79s
3	Dougs Rules	5	11.3m	7.8m (1)	6.8m (2)	1:59.00	29.22s	30.94s
9	Sonofabet	6	11.7m	12.6m (0)	12.2m (1)	1:59.04	29.27s	30.56s
5	Jacks Up	7	16.5m	16.0m (1)	15.8m (2)	1:59.42	29.28s	30.65s
6	Johnny Dee	8	19.1m	20.6m (1)	20.2m (1)	1:59.63	29.27s	30.52s
4	Seven Rippin Aces	9	21.0m	4.0m (1)	4.0m (1)	1:59.78	29.27s	31.89s


Finish Position and metres gained

First Arrow shows distance gain/loss from 2nd Qtr to 3rd Qtr,
Second Arrow shows distance gain/loss from 3rd Qtr to Finish
Blue arrow indicates best gain in these quarters.



800

Visual positions in race at 2nd Quarter



400

Visual positions in race at 3rd Quarter



Powered by



Harness Analyser

Sectional Analysis Software

Not just form | Free Trial

www.facebook.com/PJHarnessRacing



RISE Digital, Harness Racing Australia nor the provider accepts any responsibility for the completeness or accuracy of any of the information contained herein, and makes no representations about its suitability for any particular purpose. Users should make their own judgements about those matters and/or seek independent advice. You assume all risks associated with use of data provided on this page

Tamworth Race 4 Distance 1980m

Thursday, 3 July 2025

Gross Time: 2:29.70

MileRate: 2:01.60

LeadTime: 27.30s

First Qtr: 32.70s

Second Qtr: 30.10s

Third Qtr: 29.10s


Fourth Qtr: 30.50s

DATA TABLE: 800 / 400 Posi's are position from leader and (how wide the horse was at that position)

No	Horse	Plc	Mar	800 Posi	400 Posi	Time	3rd Qtr	4th Qt
8	Reasonably Sweet	1	0.0m	6.6m (1)	5.4m (1)	2:29.70	29.02s	30.09s
10	My Ultimate Hugo	2	4.4m	15.8m (1)	1.0m (1)	2:30.05	28.00s	30.76s
3	What Again Shannon	3	6.9m	8.2m (0)	9.4m (0)	2:30.25	29.19s	30.31s
2	Jackys Maria	4	7.3m	17.8m (0)	19.0m (0)	2:30.28	29.21s	29.61s
6	Syncopated Shuffle	5	7.6m	0.0m (0)	0.0m (0)	2:30.31	29.09s	31.08s
1	Light The Dream	6	11.3m	4.0m (0)	4.2m (0)	2:30.60	29.10s	31.04s
9	Feisty Tiger	7	12.1m	11.8m (1)	9.6m (1)	2:30.67	28.93s	30.69s
7	Macedes	8	16.6m	12.2m (0)	13.6m (0)	2:31.03	29.20s	30.73s
4	Heavenly Turbo	9	16.9m	20.8m (1)	14.0m (1)	2:31.05	28.59s	30.72s
5	Spooky Art	10	22.2m	31.2m (0)	25.0m (0)	2:31.47	28.65s	30.29s

Finish Position and metres gained

First Arrow shows distance gain/loss from 2nd Qtr to 3rd Qtr,
Second Arrow shows distance gain/loss from 3rd Qtr to Finish
Blue arrow indicates best gain in these quarters.



800

Visual positions in race at 2nd Quarter



400

Visual positions in race at 3rd Quarter

Tamworth Race 5 Distance 1609m

Thursday, 3 July 2025

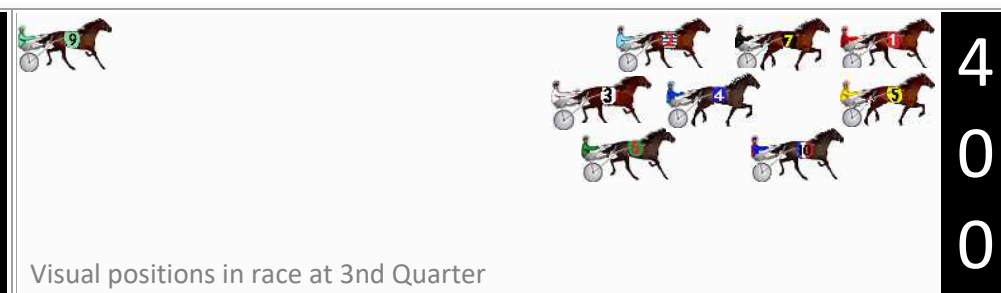


Gross Time: 2:01.80 MileRate: 2:01.80 LeadTime: 0.00s First Qtr: 29.40s Second Qtr: 31.60s Third Qtr: 30.40s Fourth Qtr: 30.40s

DATA TABLE: 800 / 400 Posi's are position from leader and (how wide the horse was at that position)

No	Horse	Plc	Mar	800 Posi	400 Posi	Time	3rd Qtr	4th Qt
5	Just Tommy	1	0.0m	5.2m (1)	0.0m (1)	2:01.80	30.01s	30.40s
6	Tasmans Delight	2	5.2m	17.2m (1)	10.4m (2)	2:02.21	29.89s	30.01s
7	Double Mach	3	5.8m	4.0m (0)	4.2m (0)	2:02.26	30.42s	30.52s
4	Sweet Sunshine	4	5.9m	9.2m (1)	7.0m (1)	2:02.27	30.23s	30.32s
10	Montana Nights	5	6.4m	13.2m (1)	3.6m (2)	2:02.31	29.67s	30.61s
2	Dolly Miss Molly	6	6.5m	8.2m (0)	9.0m (0)	2:02.32	30.46s	30.21s
3	Terror Flying	7	6.7m	21.8m (0)	11.6m (1)	2:02.33	29.63s	30.03s
1	Three Parts Grey	8	10.3m	0.0m (0)	0.0m (0)	2:02.62	30.40s	31.18s
9	Lady Pebbles	9	111.6m	50.0m (0)	75.0m (0)	2:10.68	32.29s	33.17s

Finish Position and metres gained

First Arrow shows distance gain/loss from 2nd Qtr to 3rd Qtr,
Second Arrow shows distance gain/loss from 3rd Qtr to Finish
Blue arrow indicates best gain in these quarters.



Tamworth Race 6 Distance 1980m

Thursday, 3 July 2025

Gross Time: 2:28.10

MileRate: 2:00.30

LeadTime: 27.60s

First Qtr: 31.20s

Second Qtr: 30.40s

Third Qtr: 29.40s


Fourth Qtr: 29.50s

DATA TABLE: 800 / 400 Posi's are position from leader and (how wide the horse was at that position)

NoHorse	Plc	Mar	800 Posi	400 Posi	Time	3rd Qtr	4th Qt
2 Limousine Cheeky	1	0.0m	4.0m (0)	4.2m (0)	2:28.10	29.42s	29.19s
3 Gotonebettor	2	3.0m	0.0m (0)	0.0m (0)	2:28.33	29.40s	29.72s
7 Joe By The Seaside	3	7.3m	12.0m (0)	13.4m (0)	2:28.66	29.50s	29.05s
1 Antetokounmpo	4	9.3m	8.0m (0)	8.4m (0)	2:28.82	29.43s	29.57s
6 Ascot Showtime	5	9.9m	16.2m (2)	6.0m (2)	2:28.87	28.65s	29.79s
10 Otis Rising	6	11.1m	11.4m (2)	0.0m (1)	2:28.96	28.56s	30.31s
9 Classic Arc	7	16.4m	6.8m (2)	6.6m (1)	2:29.37	29.38s	30.22s
8 Tabra	8	17.4m	16.0m (0)	19.0m (1)	2:29.45	29.62s	29.38s
4 Thomas Royal	9	19.8m	8.6m (1)	13.2m (1)	2:29.63	29.74s	29.98s
5 Drakaina	10	20.9m	18.6m (1)	14.6m (2)	2:29.72	29.11s	29.96s

Finish Position and metres gained

First Arrow shows distance gain/loss from 2nd Qtr to 3rd Qtr,
Second Arrow shows distance gain/loss from 3rd Qtr to Finish
Blue arrow indicates best gain in these quarters.



800

Visual positions in race at 2nd Quarter



400

Visual positions in race at 3rd Quarter



Powered by



Harness Analyser

Sectional Analysis Software

Not just form | Free Trial

www.facebook.com/PJHarnessRacing



RISE Digital, Harness Racing Australia nor the provider accepts any responsibility for the completeness or accuracy of any of the information contained herein, and makes no representations about its suitability for any particular purpose. Users should make their own judgements about those matters and/or seek independent advice. You assume all risks associated with use of data provided on this page

Tamworth Race 7 Distance 1609m

Thursday, 3 July 2025



Gross Time: 1:58.10 MileRate: 1:58.10 LeadTime: 0.00s First Qtr: 29.30s Second Qtr: 29.60s Third Qtr: 29.30s Fourth Qtr: 29.90s

DATA TABLE: 800 / 400 Posi's are position from leader and (how wide the horse was at that position)

NoHorse	Plc	Mar	800 Posi	400 Posi	Time	3rd Qtr	4th Qt
7 Lucky Beach Boy	1	0.0m	4.2m (0)	3.0m (1)	1:58.10	29.21s	29.68s
9 Bee Seventeen	2	7.1m	8.8m (0)	8.6m (1)	1:58.66	29.29s	29.79s
8 My Rock Moves	3	14.6m	0.0m (2)	0.0m (0)	1:59.24	29.29s	30.99s
3 Jeffcoate	4	14.8m	8.0m (1)	9.8m (3)	1:59.26	29.43s	30.27s
10 Threebushelsofoats	5	15.5m	16.4m (1)	12.6m (4)	1:59.31	29.02s	30.12s
5 Jungle Jive	6	19.9m	12.8m (0)	13.2m (0)	1:59.66	29.32s	30.40s
2 Unsully	7	22.3m	12.2m (1)	15.4m (1)	1:59.85	29.53s	30.41s
4 Johnson Step	8	32.4m	3.6m (1)	6.4m (2)	2:00.64	29.49s	31.83s
1 Adrenaline Rush	9	35.8m	0.4m (0)	4.6m (0)	2:00.90	29.59s	32.22s

Finish Position and metres gained

First Arrow shows distance gain/loss from 2nd Qtr to 3rd Qtr,
Second Arrow shows distance gain/loss from 3rd Qtr to Finish
Blue arrow indicates best gain in these quarters.



Visual positions in race at 2nd Quarter

800



Visual positions in race at 3rd Quarter

400



Powered by



Harness Analyser

Sectional Analysis Software

Not just form | Free Trial

www.facebook.com/PJHarnessRacing



RISE Digital, Harness Racing Australia nor the provider accepts any responsibility for the completeness or accuracy of any of the information contained herein, and makes no representations about its suitability for any particular purpose. Users should make their own judgements about those matters and/or seek independent advice. You assume all risks associated with use of data provided on this page

Tamworth Race 8 Distance 1980m

Thursday, 3 July 2025

Gross Time: 2:26.80

MileRate: 1:59.30

LeadTime: 27.30s

First Qtr: 29.90s

Second Qtr: 30.80s

Third Qtr: 28.50s

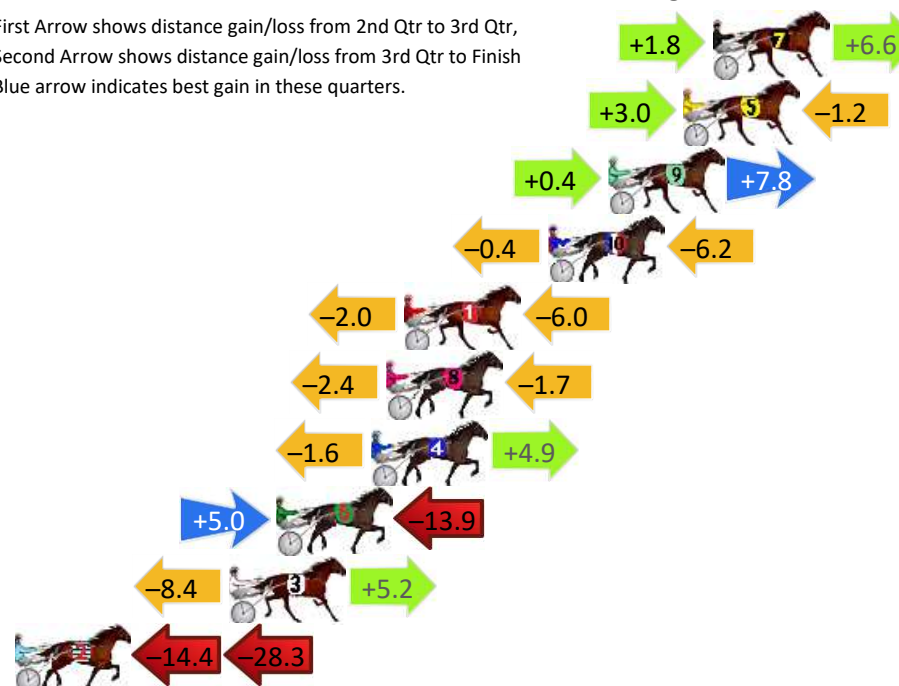
Fourth Qtr: 30.30s

DATA TABLE: 800 / 400 Posi's are position from leader and (how wide the horse was at that position)

No	Horse	Plc	Mar	800 Posi	400 Posi	Time	3rd Qtr	4th Qt
7	Night To Remember	1	0.0m	8.4m (0)	6.6m (1)	2:26.80	28.38s	29.80s
5	The Cid	2	1.2m	3.0m (2)	0.0m (1)	2:26.90	28.28s	30.39s
9	Racing Paula	3	4.2m	12.4m (0)	12.0m (1)	2:27.13	28.49s	29.71s
10	Grosso Naso	4	6.6m	0.0m (0)	0.4m (0)	2:27.32	28.52s	30.77s
1	Rick Reilly	5	12.4m	4.4m (0)	6.4m (0)	2:27.78	28.63s	30.75s
8	Ashleys Blue Chip	6	13.1m	9.0m (1)	11.4m (2)	2:27.84	28.67s	30.43s
4	McCrikey	7	13.7m	17.0m (0)	18.6m (0)	2:27.89	28.63s	29.93s
6	Fast Tracker	8	17.5m	8.6m (2)	3.6m (2)	2:28.19	28.10s	31.35s
3	Renrow Lad	9	19.4m	16.2m (1)	24.6m (1)	2:28.34	29.13s	29.91s
2	Paytons Rock	10	47.5m	4.8m (1)	19.2m (1)	2:30.57	29.49s	32.43s

Finish Position and metres gained

First Arrow shows distance gain/loss from 2nd Qtr to 3rd Qtr,
Second Arrow shows distance gain/loss from 3rd Qtr to Finish
Blue arrow indicates best gain in these quarters.



800

Visual positions in race at 2nd Quarter



400

Visual positions in race at 3rd Quarter



Powered by



Harness Analyser

Sectional Analysis Software

Not just form | Free Trial

www.facebook.com/PJHarnessRacing



RISE Digital, Harness Racing Australia nor the provider accepts any responsibility for the completeness or accuracy of any of the information contained herein, and makes no representations about its suitability for any particular purpose. Users should make their own judgements about those matters and/or seek independent advice. You assume all risks associated with use of data provided on this page