

# Newcastle Race 1 Distance 1609m

Friday, 4 July 2025


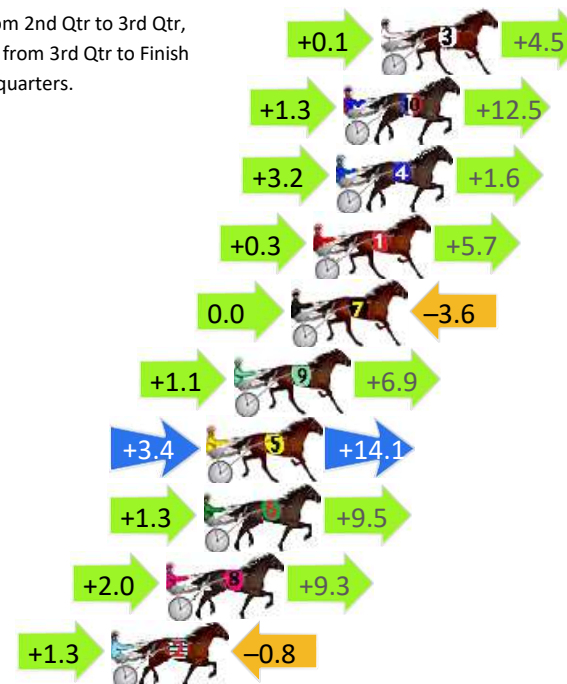
Gross Time: 1:55.00 MileRate: 1:55.00 LeadTime: 0.00s First Qtr: 27.60s Second Qtr: 29.60s Third Qtr: 27.90s Fourth Qtr: 29.80s

DATA TABLE: 800 / 400 Posi's are position from leader and (how wide the horse was at that position)

NoHorse	Plc	Mar	800 Posi	400 Posi	Time	3rd Qtr	4th Qt
3 Love Lou	1	0.0m	4.6m (0)	4.5m (0)	1:55.00	27.90s	29.48s
10 Kissmelvis	2	1.5m	15.3m (1)	14.0m (1)	1:55.12	27.84s	28.92s
4 Next To Me	3	1.8m	6.6m (1)	3.4m (1)	1:55.14	27.68s	29.70s
1 Ire Of The Dragon	4	2.7m	8.7m (0)	8.4m (0)	1:55.21	27.90s	29.41s
7 Longwindingroad	5	3.6m	0.0m (0)	0.0m (0)	1:55.28	27.90s	30.08s
9 Nifty Studleigh	6	5.9m	13.9m (0)	12.8m (0)	1:55.46	27.86s	29.34s
5 Neon Tiger	7	7.0m	24.5m (1)	21.1m (0)	1:55.55	27.71s	28.84s
6 Ideal Mondo	8	7.1m	17.9m (0)	16.6m (0)	1:55.55	27.85s	29.16s
8 Beancounter	9	8.6m	19.9m (1)	17.9m (1)	1:55.67	27.80s	29.19s
2 Captain Dorian	10	10.8m	11.3m (1)	10.0m (1)	1:55.84	27.84s	29.92s


## Finish Position and metres gained

First Arrow shows distance gain/loss from 2nd Qtr to 3rd Qtr,  
Second Arrow shows distance gain/loss from 3rd Qtr to Finish  
Blue arrow indicates best gain in these quarters.



800

Visual positions in race at 2nd Quarter



400

Visual positions in race at 3rd Quarter



Powered by



Harness Analyser

Sectional Analysis Software

Not just form | Free Trial

[www.facebook.com/PJHarnessRacing](http://www.facebook.com/PJHarnessRacing)



RISE Digital, Harness Racing Australia nor the provider accepts any responsibility for the completeness or accuracy of any of the information contained herein, and makes no representations about its suitability for any particular purpose. Users should make their own judgements about those matters and/or seek independent advice. You assume all risks associated with use of data provided on this page

# Newcastle Race 2 Distance 1609m

Friday, 4 July 2025

Gross Time: 1:53.70

MileRate: 1:53.70

LeadTime: 0.00s

First Qtr: 27.30s

Second Qtr: 29.30s

Third Qtr: 28.30s


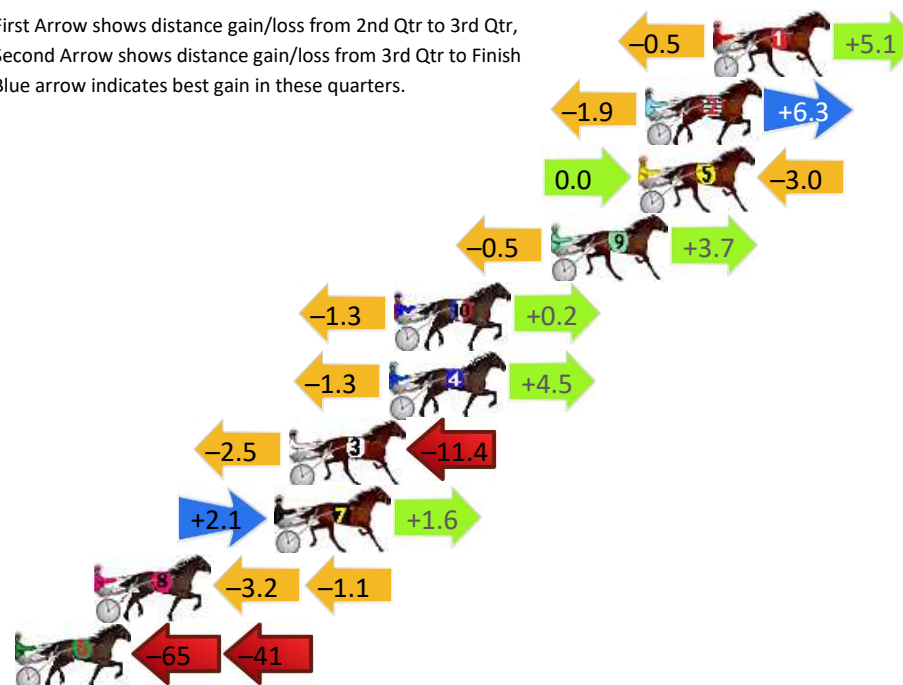
Fourth Qtr: 28.80s

DATA TABLE: 800 / 400 Posi's are position from leader and (how wide the horse was at that position)


No	Horse	Plc	Mar	800 Posi	400 Posi	Time	3rd Qtr	4th Qt
1	Fleur Bella	1	0.0m	4.6m (0)	5.1m (0)	1:53.70	28.34s	28.44s
2	Ultimate Diva	2	2.7m	7.1m (1)	9.0m (2)	1:53.90	28.44s	28.36s
5	Rockindownunder	3	3.0m	0.0m (0)	0.0m (0)	1:53.93	28.30s	29.03s
9	Hidden Delight	4	6.5m	9.7m (0)	10.2m (0)	1:54.19	28.34s	28.57s
10	My Lady Sarah	5	12.8m	11.7m (1)	13.0m (2)	1:54.67	28.40s	28.85s
4	Frankiromar	6	13.0m	16.2m (1)	17.5m (1)	1:54.68	28.40s	28.54s
3	Popstaromar	7	17.0m	3.1m (1)	5.6m (1)	1:54.99	28.48s	29.69s
7	Weareallalone	8	17.6m	21.3m (1)	19.2m (2)	1:55.03	28.16s	28.77s
8	Watsluggottado	9	24.8m	20.5m (0)	23.7m (0)	1:55.57	28.54s	28.99s
6	God Dam	10	120.7m	15.4m (0)	80.3m (0)	2:02.82	32.92s	32.22s

## Finish Position and metres gained

First Arrow shows distance gain/loss from 2nd Qtr to 3rd Qtr,  
Second Arrow shows distance gain/loss from 3rd Qtr to Finish  
Blue arrow indicates best gain in these quarters.



Visual positions in race at 2nd Quarter



Visual positions in race at 3rd Quarter

# Newcastle Race 3 Distance 2030m

Friday, 4 July 2025


Gross Time: 2:29.90 MileRate: 1:58.80 LeadTime: 30.40s First Qtr: 31.20s Second Qtr: 30.80s Third Qtr: 29.70s Fourth Qtr: 27.80s

DATA TABLE: 800 / 400 Posi's are position from leader and (how wide the horse was at that position)

NoHorse	Plc	Mar	800 Posi	400 Posi	Time	3rd Qtr	4th Qt
1 Obadiah Dragon	1	0.0m	4.3m (0)	3.9m (0)	2:29.90	29.66s	27.52s
2 Double It Harry	2	0.1m	4.6m (1)	0.6m (1)	2:29.91	29.40s	27.77s
6 Imperial Night	3	1.0m	0.0m (0)	0.0m (0)	2:29.97	29.70s	27.87s
9 Dance With Carmer	4	4.1m	8.7m (0)	7.8m (0)	2:30.20	29.62s	27.54s
8 Zen Master	5	5.5m	16.5m (1)	3.4m (2)	2:30.30	28.72s	27.96s
7 Spirit King	6	5.6m	8.9m (1)	6.2m (1)	2:30.31	29.48s	27.77s
5 Yesnomaybeso	7	5.8m	12.7m (1)	10.6m (1)	2:30.32	29.52s	27.46s
4 Peppa Bliss	8	6.2m	21.1m (0)	10.9m (2)	2:30.35	28.92s	27.47s
10 First String	9	9.2m	12.5m (0)	11.8m (0)	2:30.57	29.62s	27.63s
3 Rose Noire	10	10.9m	16.3m (0)	7.3m (2)	2:30.70	29.02s	28.08s

## Finish Position and metres gained

First Arrow shows distance gain/loss from 2nd Qtr to 3rd Qtr,  
Second Arrow shows distance gain/loss from 3rd Qtr to Finish  
Blue arrow indicates best gain in these quarters.



800

Visual positions in race at 2nd Quarter



400

Visual positions in race at 3rd Quarter



Powered by



Harness Analyser

Sectional Analysis Software

Not just form | Free Trial

[www.facebook.com/PJHarnessRacing](http://www.facebook.com/PJHarnessRacing)



RISE Digital, Harness Racing Australia nor the provider accepts any responsibility for the completeness or accuracy of any of the information contained herein, and makes no representations about its suitability for any particular purpose. Users should make their own judgements about those matters and/or seek independent advice. You assume all risks associated with use of data provided on this page

# Newcastle Race 4 Distance 1609m

Friday, 4 July 2025


Gross Time: 1:55.80 MileRate: 1:55.80 LeadTime: 0.00s First Qtr: 28.60s Second Qtr: 30.70s Third Qtr: 28.50s Fourth Qtr: 28.00s

DATA TABLE: 800 / 400 Posi's are position from leader and (how wide the horse was at that position)

No	Horse	Plc	Mar	800 Posi	400 Posi	Time	3rd Qtr	4th Qt
1	Zahra Lou	1	0.0m	0.0m (0)	0.0m (0)	1:55.80	28.50s	28.00s
9	Abstract Art	2	6.2m	4.0m (0)	4.0m (0)	1:56.26	28.50s	28.18s
7	Luke John	3	7.1m	16.7m (1)	13.7m (2)	1:56.32	28.28s	27.56s
3	Cool Night	4	7.2m	3.7m (1)	2.9m (1)	1:56.33	28.44s	28.33s
10	Rocktagonal	5	8.6m	8.5m (0)	8.6m (0)	1:56.43	28.50s	28.03s
8	Flare Up	6	8.7m	20.6m (1)	15.4m (1)	1:56.44	28.12s	27.56s
2	Bolero	7	8.9m	12.7m (1)	10.3m (3)	1:56.46	28.32s	27.94s
6	Prince Of Peace	8	11.7m	8.2m (1)	6.8m (2)	1:56.66	28.40s	28.38s
5	Onehandonebounce	9	12.5m	13.0m (0)	10.8m (1)	1:56.72	28.34s	28.16s

## Finish Position and metres gained

First Arrow shows distance gain/loss from 2nd Qtr to 3rd Qtr,  
Second Arrow shows distance gain/loss from 3rd Qtr to Finish  
Blue arrow indicates best gain in these quarters.



800

Visual positions in race at 2nd Quarter



400

Visual positions in race at 3rd Quarter



Powered by



Harness Analyser

Sectional Analysis Software

Not just form | Free Trial

[www.facebook.com/PJHarnessRacing](http://www.facebook.com/PJHarnessRacing)



RISE Digital, Harness Racing Australia nor the provider accepts any responsibility for the completeness or accuracy of any of the information contained herein, and makes no representations about its suitability for any particular purpose. Users should make their own judgements about those matters and/or seek independent advice. You assume all risks associated with use of data provided on this page



# Newcastle Race 5 Distance 1609m

Friday, 4 July 2025

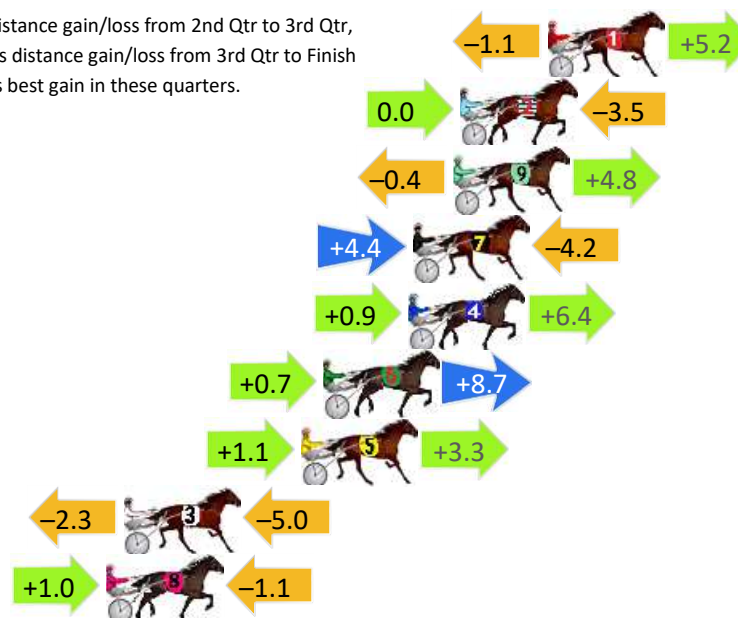
Gross Time: 1:52.90 MileRate: 1:52.90 LeadTime: 0.00s First Qtr: 28.20s Second Qtr: 28.50s Third Qtr: 27.50s Fourth Qtr: 28.80s

DATA TABLE: 800 / 400 Posi's are position from leader and (how wide the horse was at that position)

No	Horse	Plc	Mar	800 Posi	400 Posi	Time	3rd Qtr	4th Qt
1	Dangerous Threats	1	0.0m	4.1m (0)	5.2m (0)	1:52.90	27.58s	28.44s
2	Master Catch	2	3.5m	0.0m (0)	0.0m (0)	1:53.16	27.50s	29.06s
9	Swell Time	3	3.8m	8.2m (0)	8.6m (1)	1:53.19	27.54s	28.49s
7	Black Onyx	4	5.4m	5.6m (1)	1.2m (1)	1:53.31	27.20s	29.13s
4	Our Ideal Dream	5	5.6m	12.9m (0)	12.0m (0)	1:53.32	27.46s	28.38s
6	Laceys Lad	6	9.0m	18.4m (1)	17.7m (2)	1:53.58	27.48s	28.24s
5	Holy Camp Dillon	7	9.9m	14.3m (1)	13.2m (3)	1:53.65	27.44s	28.63s
3	Lous Dream	8	17.0m	9.7m (1)	12.0m (2)	1:54.19	27.68s	29.25s
8	Little Demon	9	17.7m	17.6m (0)	16.6m (0)	1:54.24	27.46s	28.98s

## Finish Position and metres gained

First Arrow shows distance gain/loss from 2nd Qtr to 3rd Qtr,  
Second Arrow shows distance gain/loss from 3rd Qtr to Finish  
Blue arrow indicates best gain in these quarters.



800

Visual positions in race at 2nd Quarter



400

Visual positions in race at 3rd Quarter



Powered by



Harness Analyser

Sectional Analysis Software

Not just form | Free Trial

[www.facebook.com/PJHarnessRacing](http://www.facebook.com/PJHarnessRacing)



RISE Digital, Harness Racing Australia nor the provider accepts any responsibility for the completeness or accuracy of any of the information contained herein, and makes no representations about its suitability for any particular purpose. Users should make their own judgements about those matters and/or seek independent advice. You assume all risks associated with use of data provided on this page

# Newcastle Race 6 Distance 1609m

Friday, 4 July 2025


Gross Time: 1:55.80 MileRate: 1:55.80 LeadTime: 0.00s First Qtr: 29.10s Second Qtr: 30.90s Third Qtr: 28.00s Fourth Qtr: 27.80s

DATA TABLE: 800 / 400 Posi's are position from leader and (how wide the horse was at that position)

No	Horse	Plc	Mar	800 Posi	400 Posi	Time	3rd Qtr	4th Qt
1	Mac Thunder	1	0.0m	0.0m (0)	0.0m (0)	1:55.80	28.00s	27.80s
9	Ellezie	2	4.1m	4.6m (0)	4.6m (0)	1:56.10	28.00s	27.78s
4	Chlobro	3	9.2m	3.2m (1)	2.3m (1)	1:56.47	27.94s	28.31s
2	Errol Fin	4	11.5m	9.8m (0)	9.8m (0)	1:56.64	28.00s	27.96s
5	Bling The Kash	5	13.5m	7.8m (1)	6.9m (1)	1:56.79	27.94s	28.31s
7	Upstream	6	18.0m	11.8m (1)	11.5m (1)	1:57.12	27.98s	28.32s
3	Oak Ridge	7	20.2m	15.0m (0)	14.4m (0)	1:57.28	27.96s	28.28s
6	Ultimate Empire	8	22.1m	19.5m (0)	18.8m (0)	1:57.42	27.94s	28.12s
8	Franco's Delight	9	37.9m	17.0m (1)	15.6m (1)	1:58.57	27.90s	29.49s

## Finish Position and metres gained

First Arrow shows distance gain/loss from 2nd Qtr to 3rd Qtr,  
Second Arrow shows distance gain/loss from 3rd Qtr to Finish  
Blue arrow indicates best gain in these quarters.



800

Visual positions in race at 2nd Quarter



400

Visual positions in race at 3rd Quarter



Powered by



Harness Analyser

Sectional Analysis Software

Not just form | Free Trial

[www.facebook.com/PJHarnessRacing](http://www.facebook.com/PJHarnessRacing)



RISE Digital, Harness Racing Australia nor the provider accepts any responsibility for the completeness or accuracy of any of the information contained herein, and makes no representations about its suitability for any particular purpose. Users should make their own judgements about those matters and/or seek independent advice. You assume all risks associated with use of data provided on this page

# Newcastle Race 7 Distance 2030m

Friday, 4 July 2025

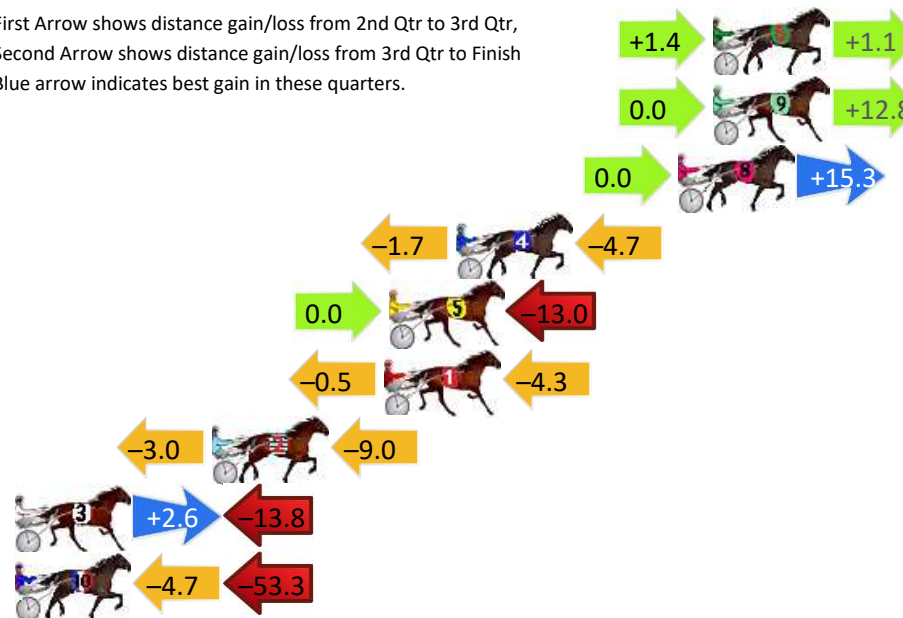
Gross Time: 2:27.40 MileRate: 1:56.90 LeadTime: 28.90s First Qtr: 30.60s Second Qtr: 29.90s Third Qtr: 28.90s Fourth Qtr: 29.10s

DATA TABLE: 800 / 400 Posi's are position from leader and (how wide the horse was at that position)

No	Horse	Plc	Mar	800 Posi	400 Posi	Time	3rd Qtr	4th Qt
6	Ultimate Rhapsody	1	0.0m	2.5m (1)	1.1m (1)	2:27.40	28.80s	29.02s
9	Wat Ever You Need	2	0.0m	12.8m (0)	12.8m (0)	2:27.40	28.90s	28.18s
8	Bodyline	3	1.4m	16.7m (0)	16.7m (0)	2:27.51	28.90s	28.01s
4	Watch Your Back	4	10.3m	3.9m (0)	5.6m (1)	2:28.19	29.02s	29.49s
5	Captain Groove	5	13.0m	0.0m (0)	0.0m (0)	2:28.39	28.90s	30.09s
1	Stick Man	6	13.2m	8.4m (0)	8.9m (0)	2:28.41	28.94s	29.47s
2	Peppercorn Barry	7	20.1m	8.1m (1)	11.1m (1)	2:28.93	29.12s	29.83s
3	Shadow Eclipse	8	28.2m	17.0m (1)	14.4m (2)	2:29.55	28.72s	30.21s
10	Two Ticks	9	71.1m	13.1m (1)	17.8m (1)	2:32.83	29.24s	33.25s

## Finish Position and metres gained

First Arrow shows distance gain/loss from 2nd Qtr to 3rd Qtr,  
Second Arrow shows distance gain/loss from 3rd Qtr to Finish  
Blue arrow indicates best gain in these quarters.



Visual positions in race at 2nd Quarter



Visual positions in race at 3rd Quarter

# Newcastle Race 8 Distance 1609m

Friday, 4 July 2025



Gross Time: 1:57.00 MileRate: 1:57.00 LeadTime: 0.00s First Qtr: 29.40s Second Qtr: 30.60s Third Qtr: 29.00s Fourth Qtr: 28.00s

DATA TABLE: 800 / 400 Posi's are position from leader and (how wide the horse was at that position)

NoHorse	Plc	Mar	800 Posi	400 Posi	Time	3rd Qtr	4th Qt
10 My Ultimate Franco	1	0.0m	0.0m (0)	0.0m (0)	1:57.00	29.00s	28.00s
6 My Ultimate Banjo	2	9.5m	4.4m (0)	4.0m (0)	1:57.70	28.96s	28.42s
9 Executivedecisions	3	14.0m	13.3m (0)	11.9m (0)	1:58.03	28.88s	28.19s
1 Tennessee Kid	4	14.8m	8.3m (0)	4.0m (1)	1:58.09	28.68s	28.81s
7 Blazing High	5	20.4m	25.8m (1)	22.6m (1)	1:58.50	28.74s	27.90s
4 Our Ultimate Kimmy	6	21.3m	21.9m (1)	18.6m (1)	1:58.57	28.74s	28.25s
5 Sierra Mist	7	43.8m	26.1m (0)	27.7m (0)	2:00.22	29.08s	29.26s
2 Laine Crusader	8	50.8m	22.2m (0)	23.2m (0)	2:00.74	29.04s	30.10s
8 Barshoc	9	104.1m	18.0m (1)	29.9m (1)	2:04.66	29.82s	33.54s


## Finish Position and metres gained

First Arrow shows distance gain/loss from 2nd Qtr to 3rd Qtr,  
Second Arrow shows distance gain/loss from 3rd Qtr to Finish  
Blue arrow indicates best gain in these quarters.



800

Visual positions in race at 2nd Quarter



400

Visual positions in race at 3rd Quarter



Powered by



Harness Analyser

Sectional Analysis Software

Not just form | Free Trial

[www.facebook.com/PJHarnessRacing](https://www.facebook.com/PJHarnessRacing)



RISE Digital, Harness Racing Australia nor the provider accepts any responsibility for the completeness or accuracy of any of the information contained herein, and makes no representations about its suitability for any particular purpose. Users should make their own judgements about those matters and/or seek independent advice. You assume all risks associated with use of data provided on this page



# Newcastle Race 9 Distance 1609m

Friday, 4 July 2025


Gross Time: 1:57.30 MileRate: 1:57.30 LeadTime: 0.00s First Qtr: 28.70s Second Qtr: 30.60s Third Qtr: 29.00s Fourth Qtr: 29.00s

DATA TABLE: 800 / 400 Posi's are position from leader and (how wide the horse was at that position)

NoHorse	Plc	Mar	800 Posi	400 Posi	Time	3rd Qtr	4th Qt
4 The Great Wave	1	0.0m	22.5m (1)	2.2m (2)	1:57.30	27.54s	28.84s
10 Ronnys Watching	2	13.1m	11.9m (1)	6.7m (2)	1:58.30	28.62s	29.52s
1 Slick And Suave	3	15.6m	5.0m (0)	4.4m (0)	1:58.49	28.96s	29.87s
2 Miki Be Free	4	16.7m	0.0m (0)	0.0m (0)	1:58.57	29.00s	30.27s
8 Rock Am Alyeska	5	17.4m	13.3m (0)	13.9m (0)	1:58.62	29.04s	29.32s
9 Major Poppi	6	24.3m	8.9m (0)	8.9m (0)	1:59.15	29.00s	30.21s
6 Altiano	7	27.2m	18.3m (0)	18.9m (0)	1:59.37	29.04s	29.71s
7 Reckless Convict	8	35.6m	26.9m (1)	21.1m (1)	2:00.01	28.58s	30.19s
5 Sunshine Dollar	9	43.9m	17.5m (1)	15.0m (1)	2:00.64	28.82s	31.26s
3 Lord Jaydo	10	120.5m	8.1m (1)	3.3m (1)	2:06.47	28.66s	37.93s


## Finish Position and metres gained

First Arrow shows distance gain/loss from 2nd Qtr to 3rd Qtr,  
Second Arrow shows distance gain/loss from 3rd Qtr to Finish  
Blue arrow indicates best gain in these quarters.



Visual positions in race at 2nd Quarter

800



Visual positions in race at 3rd Quarter

400



Powered by



Harness Analyser

Sectional Analysis Software

Not just form | Free Trial

[www.facebook.com/PJHarnessRacing](http://www.facebook.com/PJHarnessRacing)



RISE Digital, Harness Racing Australia nor the provider accepts any responsibility for the completeness or accuracy of any of the information contained herein, and makes no representations about its suitability for any particular purpose. Users should make their own judgements about those matters and/or seek independent advice. You assume all risks associated with use of data provided on this page