

Parkes Race 1 Distance 1660m

Friday, 4 July 2025


Gross Time: 2:03.50 MileRate: 1:59.70 LeadTime: 4.30s First Qtr: 28.70s Second Qtr: 30.80s Third Qtr: 30.40s Fourth Qtr: 29.30s

DATA TABLE: 800 / 400 Posi's are position from leader and (how wide the horse was at that position)

No	Horse	Plc	Mar	800 Posi	400 Posi	Time	3rd Qtr	4th Qt
6	Flirts Diva	1	0.0m	0.0m (0)	0.0m (0)	2:03.50	30.40s	29.30s
1	She The Devil	2	2.6m	4.0m (0)	4.6m (0)	2:03.70	30.44s	29.15s
4	Ultimate Trouble	3	3.1m	3.6m (1)	2.2m (1)	2:03.74	30.30s	29.37s
5	The Accidental One	4	5.4m	7.6m (1)	6.2m (1)	2:03.91	30.30s	29.24s
7	Warrawee Flyer	5	6.8m	8.0m (0)	8.8m (0)	2:04.02	30.46s	29.15s
9	Miss Ardlethan	6	8.8m	16.2m (1)	5.8m (2)	2:04.18	29.63s	29.52s
8	Pet Ranger	7	10.2m	12.2m (0)	12.8m (0)	2:04.28	30.44s	29.11s
10	Katlas Dream	8	11.0m	16.4m (0)	16.4m (1)	2:04.35	30.39s	28.91s
3	Cheney	9	14.1m	11.8m (1)	10.8m (1)	2:04.58	30.33s	29.54s
2	For A Dream	10	27.2m	20.6m (0)	18.0m (2)	2:05.59	30.22s	29.97s

Finish Position and metres gained

First Arrow shows distance gain/loss from 2nd Qtr to 3rd Qtr,
Second Arrow shows distance gain/loss from 3rd Qtr to Finish
Blue arrow indicates best gain in these quarters.



800

Visual positions in race at 2nd Quarter



400

Visual positions in race at 3rd Quarter

Parkes Race 2 Distance 1660m

Friday, 4 July 2025

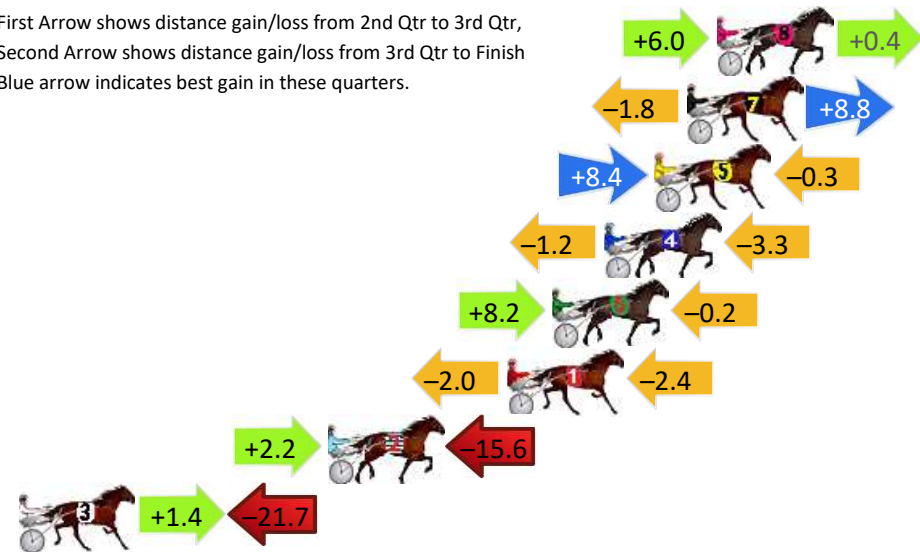
Gross Time: 2:04.10 MileRate: 2:00.30 LeadTime: 3.80s First Qtr: 29.40s Second Qtr: 30.50s Third Qtr: 30.50s Fourth Qtr: 29.90s

DATA TABLE: 800 / 400 Posi's are position from leader and (how wide the horse was at that position)

NoHorse	Plc	Mar	800 Posi	400 Posi	Time	3rd Qtr	4th Qt
8 Line Me Up Bro	1	0.0m	6.4m (1)	0.4m (2)	2:04.10	30.05s	29.87s
7 Willies Dollar	2	1.2m	8.2m (0)	10.0m (1)	2:04.19	30.63s	29.25s
5 Reason To Party	3	2.5m	10.6m (1)	2.2m (3)	2:04.30	29.87s	29.92s
4 Our Dickie Bart	4	4.5m	0.0m (0)	1.2m (0)	2:04.45	30.59s	30.15s
6 Riverina Flash	5	6.6m	14.6m (1)	6.4m (2)	2:04.62	29.88s	29.91s
1 Chillax	6	8.4m	4.0m (0)	6.0m (1)	2:04.76	30.65s	30.08s
2 Rocknroll Upton	7	15.6m	2.2m (1)	0.0m (1)	2:05.32	30.35s	31.06s
3 American Boulevard	8	35.7m	15.4m (0)	14.0m (1)	2:06.90	30.41s	31.51s

Finish Position and metres gained

First Arrow shows distance gain/loss from 2nd Qtr to 3rd Qtr,
Second Arrow shows distance gain/loss from 3rd Qtr to Finish
Blue arrow indicates best gain in these quarters.



800

Visual positions in race at 2nd Quarter



400

Visual positions in race at 3rd Quarter



Powered by
PJ

Harness Analyser

Sectional Analysis Software
Not just form | Free Trial

www.facebook.com/PJHarnessRacing



RISE Digital, Harness Racing Australia nor the provider accepts any responsibility for the completeness or accuracy of any of the information contained herein, and makes no representations about its suitability for any particular purpose. Users should make their own judgements about those matters and/or seek independent advice. You assume all risks associated with use of data provided on this page

Parkes Race 3 Distance 1660m

Friday, 4 July 2025


Gross Time: 2:03.90 MileRate: 2:00.20 LeadTime: 3.80s First Qtr: 29.40s Second Qtr: 31.00s Third Qtr: 29.70s Fourth Qtr: 30.00s

DATA TABLE: 800 / 400 Posi's are position from leader and (how wide the horse was at that position)

NoHorse	Plc	Mar	800 Posi	400 Posi	Time	3rd Qtr	4th Qt
10 Gabby's Sportstar	1	0.0m	12.4m (1)	1.0m (2)	2:03.90	28.85s	29.93s
1 Peaksart	2	4.6m	0.0m (0)	0.0m (0)	2:04.26	29.70s	30.34s
2 Justadiva	3	6.3m	4.6m (0)	5.0m (0)	2:04.40	29.73s	30.10s
7 Whataboutbronson	4	8.0m	9.0m (0)	9.6m (0)	2:04.53	29.75s	29.88s
5 Johnnys Blue	5	8.9m	17.8m (0)	15.6m (2)	2:04.60	29.54s	29.50s
8 Mohawk Park	6	13.9m	16.6m (1)	9.0m (2)	2:04.99	29.13s	30.37s
3 Beautifully Put	7	15.7m	8.2m (1)	7.8m (1)	2:05.13	29.67s	30.59s
9 Cala Jewel	8	18.9m	13.2m (0)	13.2m (1)	2:05.39	29.70s	30.43s
4 The Missing Sock	9	20.9m	2.6m (1)	2.8m (1)	2:05.54	29.71s	31.35s

Finish Position and metres gained

First Arrow shows distance gain/loss from 2nd Qtr to 3rd Qtr,
Second Arrow shows distance gain/loss from 3rd Qtr to Finish
Blue arrow indicates best gain in these quarters.



800

Visual positions in race at 2nd Quarter



400

Visual positions in race at 3rd Quarter



Powered by



Harness Analyser

Sectional Analysis Software

Not just form | Free Trial

www.facebook.com/PJHarnessRacing



RISE Digital, Harness Racing Australia nor the provider accepts any responsibility for the completeness or accuracy of any of the information contained herein, and makes no representations about its suitability for any particular purpose. Users should make their own judgements about those matters and/or seek independent advice. You assume all risks associated with use of data provided on this page

Parkes Race 4 Distance 2040m

Friday, 4 July 2025



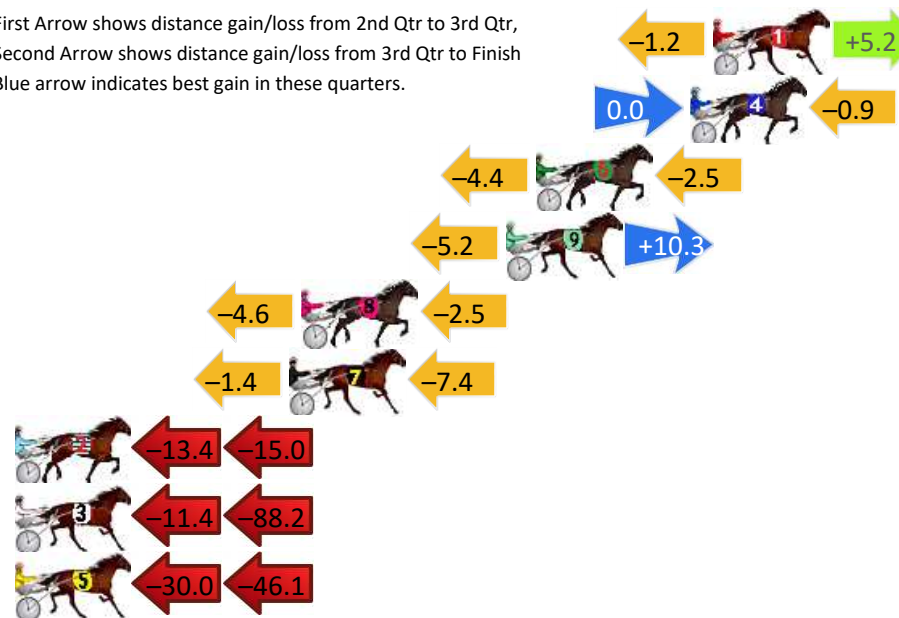
Gross Time: 2:34.40 MileRate: 2:01.80 LeadTime: 31.60s First Qtr: 30.90s Second Qtr: 30.30s Third Qtr: 29.50s Fourth Qtr: 32.10s

DATA TABLE: 800 / 400 Posi's are position from leader and (how wide the horse was at that position)

No	Horse	Plc	Mar	800 Posi	400 Posi	Time	3rd Qtr	4th Qt
1	Sanders	1	0.0m	4.0m (0)	5.2m (0)	2:34.40	29.61s	31.69s
4	The Dome	2	0.9m	0.0m (0)	0.0m (0)	2:34.48	29.50s	32.17s
6	Seven Tee Two	3	7.1m	0.2m (1)	4.6m (1)	2:34.99	29.83s	32.30s
9	Karinya Haz	4	8.3m	13.4m (1)	18.6m (2)	2:35.10	29.93s	31.28s
8	Always Adorned	5	16.5m	9.4m (1)	14.0m (2)	2:35.78	29.84s	32.30s
7	Itsokaynottobeokay	6	17.0m	8.2m (0)	9.6m (1)	2:35.82	29.58s	32.69s
2	Riviere	7	33.8m	5.4m (1)	18.8m (0)	2:37.23	30.48s	33.30s
3	Yannick Gee	8	112.8m	13.2m (0)	24.6m (0)	2:43.85	30.09s	39.14s
5	Shes Some Lexy	9	196.1m	120.0m (0)	150.0m (0)	2:50.83	31.65s	35.78s

Finish Position and metres gained

First Arrow shows distance gain/loss from 2nd Qtr to 3rd Qtr,
Second Arrow shows distance gain/loss from 3rd Qtr to Finish
Blue arrow indicates best gain in these quarters.



Parkes Race 5 Distance 1660m

Friday, 4 July 2025

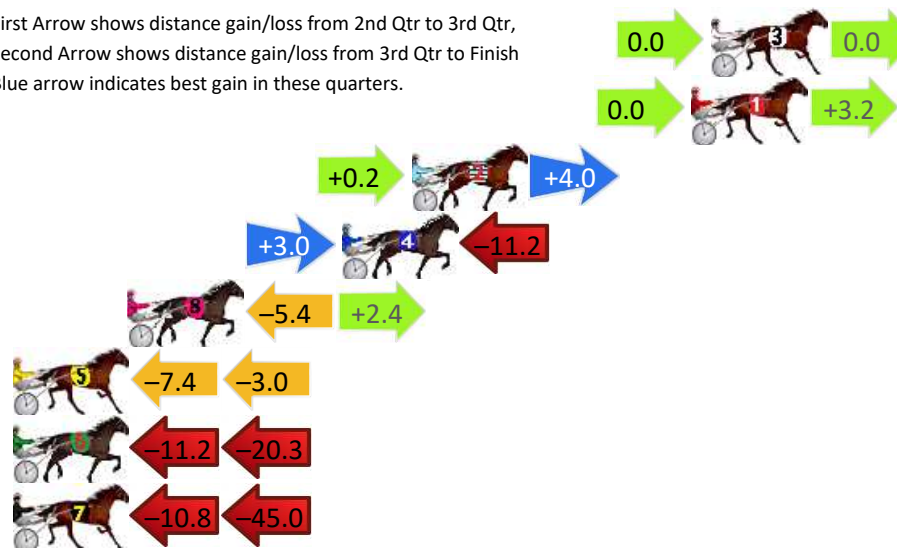
Gross Time: 2:02.00 MileRate: 1:58.20 LeadTime: 3.70s First Qtr: 29.10s Second Qtr: 30.40s Third Qtr: 28.50s Fourth Qtr: 30.30s

DATA TABLE: 800 / 400 Posi's are position from leader and (how wide the horse was at that position)

NoHorse	Plc	Mar	800 Posi	400 Posi	Time	3rd Qtr	4th Qt
3 Take Out	1	0.0m	0.0m (0)	0.0m (0)	2:02.00	28.50s	30.30s
1 Camanchi Warrior	2	0.8m	4.0m (0)	4.0m (0)	2:02.06	28.51s	30.06s
2 Tasbmiki	3	12.0m	16.2m (1)	16.0m (1)	2:02.95	28.49s	30.00s
4 Rock Steady	4	14.8m	6.6m (1)	3.6m (1)	2:03.17	28.26s	31.14s
8 Love Watch	5	23.4m	20.4m (0)	25.8m (0)	2:03.86	28.90s	30.12s
5 Potter	6	35.6m	25.2m (0)	32.6m (0)	2:04.82	29.03s	30.53s
6 Lennox Bromac	7	52.5m	21.0m (1)	32.2m (1)	2:06.16	29.27s	31.83s
7 Diamond Bikini	8	67.2m	11.4m (0)	22.2m (1)	2:07.33	29.19s	33.69s

Finish Position and metres gained

First Arrow shows distance gain/loss from 2nd Qtr to 3rd Qtr,
Second Arrow shows distance gain/loss from 3rd Qtr to Finish
Blue arrow indicates best gain in these quarters.



800

Visual positions in race at 2nd Quarter



400

Visual positions in race at 3rd Quarter



Powered by



Harness Analyser

Sectional Analysis Software

Not just form | Free Trial

www.facebook.com/PJHarnessRacing



RISE Digital, Harness Racing Australia nor the provider accepts any responsibility for the completeness or accuracy of any of the information contained herein, and makes no representations about its suitability for any particular purpose. Users should make their own judgements about those matters and/or seek independent advice. You assume all risks associated with use of data provided on this page

Parkes Race 6 Distance 1660m

Friday, 4 July 2025

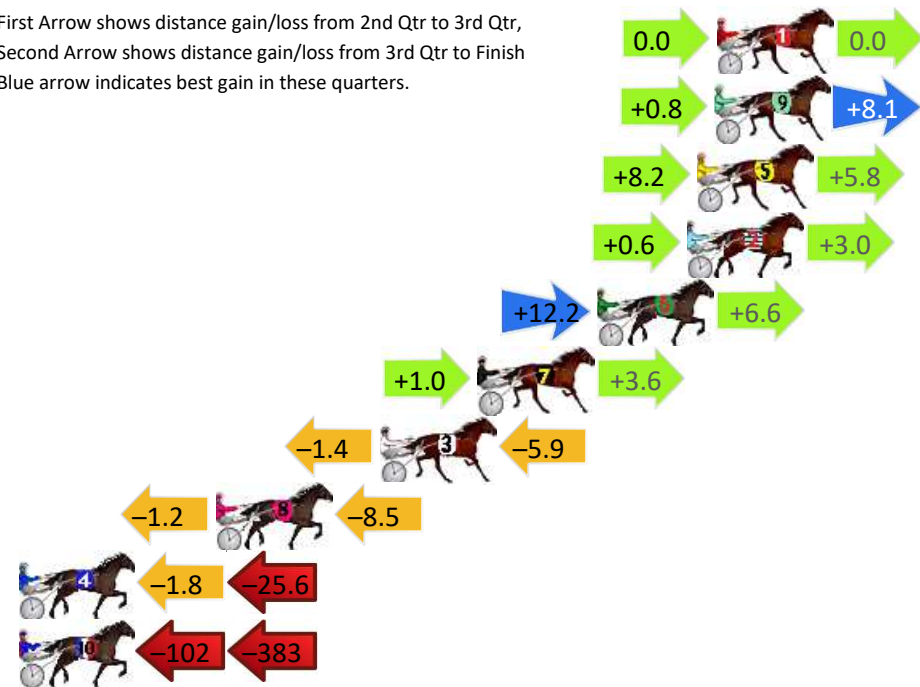
Gross Time: 2:04.60 MileRate: 2:00.80 LeadTime: 3.90s First Qtr: 29.30s Second Qtr: 29.90s Third Qtr: 30.50s Fourth Qtr: 31.00s

DATA TABLE: 800 / 400 Posi's are position from leader and (how wide the horse was at that position)

No	Horse	Plc	Mar	800 Posi	400 Posi	Time	3rd Qtr	4th Qt
1	The Potato Eaters	1	0.0m	0.0m (0)	0.0m (0)	2:04.60	30.50s	31.00s
9	Im Here To Party	2	0.1m	9.0m (0)	8.2m (0)	2:04.61	30.44s	30.38s
5	Captain Llanfair	3	0.8m	14.8m (1)	6.6m (2)	2:04.66	29.88s	30.55s
2	Johemian	4	1.2m	4.8m (0)	4.2m (0)	2:04.70	30.46s	30.77s
6	Jessie Lee	5	4.8m	23.6m (0)	11.4m (3)	2:04.99	29.57s	30.49s
7	Karlooo Deezer	6	9.6m	14.2m (0)	13.2m (0)	2:05.38	30.43s	30.72s
3	Monster Mint	7	13.5m	6.2m (1)	7.6m (1)	2:05.69	30.60s	31.45s
8	Rockin Sweet	8	20.1m	10.4m (1)	11.6m (2)	2:06.23	30.59s	31.66s
4	Bodeletos	9	29.0m	1.6m (1)	3.4m (1)	2:06.95	30.62s	32.97s
10	Major Ark	10	502.5m	18.8m (1)	120.0m (0)	2:45.34	38.00s	60.48s

Finish Position and metres gained

First Arrow shows distance gain/loss from 2nd Qtr to 3rd Qtr,
Second Arrow shows distance gain/loss from 3rd Qtr to Finish
Blue arrow indicates best gain in these quarters.



800

Visual positions in race at 2nd Quarter



400

Visual positions in race at 3rd Quarter



Powered by



Harness Analyser

Sectional Analysis Software

Not just form | Free Trial

www.facebook.com/PJHarnessRacing



RISE Digital, Harness Racing Australia nor the provider accepts any responsibility for the completeness or accuracy of any of the information contained herein, and makes no representations about its suitability for any particular purpose. Users should make their own judgements about those matters and/or seek independent advice. You assume all risks associated with use of data provided on this page

Parkes Race 7 Distance 1660m

Friday, 4 July 2025

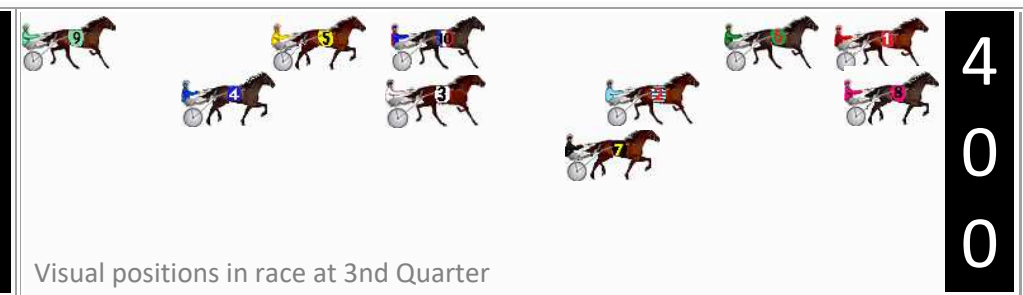

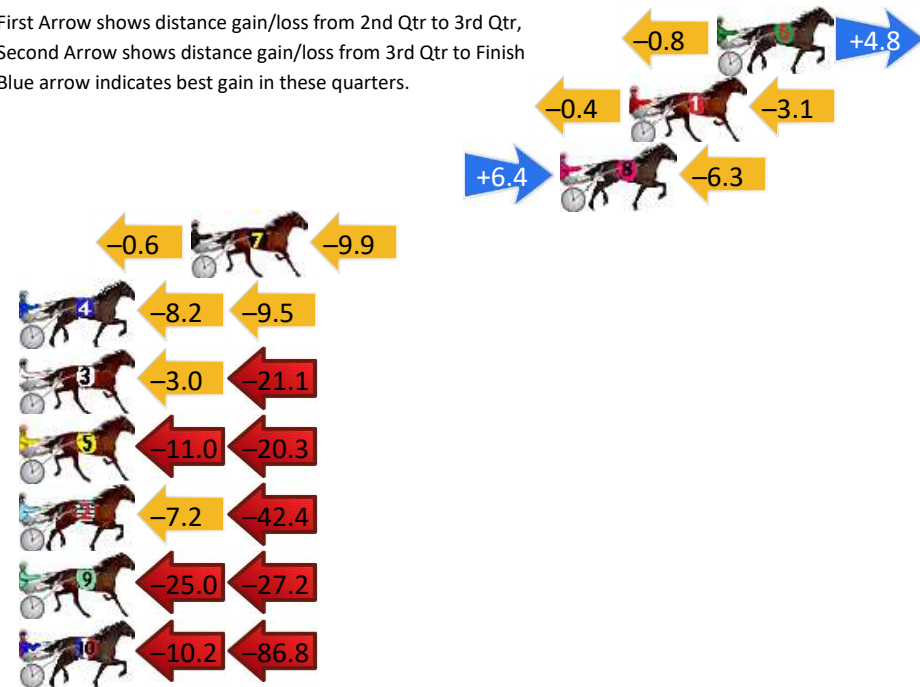
Gross Time: 2:04.00 MileRate: 2:00.30 LeadTime: 3.90s First Qtr: 28.80s Second Qtr: 31.20s Third Qtr: 30.30s Fourth Qtr: 29.80s

DATA TABLE: 800 / 400 Posi's are position from leader and (how wide the horse was at that position)

No	Horse	Plc	Mar	800 Posi	400 Posi	Time	3rd Qtr	4th Qt
6	Mondo Glitz	1	0.0m	4.0m (0)	4.8m (0)	2:04.00	30.36s	29.44s
1	Pirani Perfect	2	3.5m	0.0m (0)	0.4m (0)	2:04.27	30.33s	30.03s
8	Oakie Smokeshow	3	6.3m	6.4m (1)	0.0m (1)	2:04.49	29.83s	30.27s
7	Karinya Sophie	4	21.1m	10.6m (1)	11.2m (2)	2:05.65	30.35s	30.53s
4	Need Me Some Sugar	5	36.1m	18.4m (0)	26.6m (1)	2:06.82	30.92s	30.50s
3	Lucky Lenny	6	39.5m	15.4m (1)	18.4m (1)	2:07.08	30.54s	31.36s
5	Global Goddess	7	43.3m	12.0m (0)	23.0m (0)	2:07.38	31.13s	31.30s
2	Sam The Man	8	52.0m	2.4m (1)	9.6m (1)	2:08.06	30.86s	32.94s
9	Sergeant Stringer	9	102.2m	50.0m (0)	75.0m (0)	2:11.98	32.18s	31.82s
10	Sheznoble	10	105.0m	8.0m (0)	18.2m (0)	2:12.20	31.12s	36.23s

Finish Position and metres gained

First Arrow shows distance gain/loss from 2nd Qtr to 3rd Qtr,
Second Arrow shows distance gain/loss from 3rd Qtr to Finish
Blue arrow indicates best gain in these quarters.



Powered by



Harness Analyser

Sectional Analysis Software

Not just form | Free Trial

www.facebook.com/PJHarnessRacing



RISE Digital, Harness Racing Australia nor the provider accepts any responsibility for the completeness or accuracy of any of the information contained herein, and makes no representations about its suitability for any particular purpose. Users should make their own judgements about those matters and/or seek independent advice. You assume all risks associated with use of data provided on this page

Parkes Race 8 Distance 1660m

Friday, 4 July 2025

Gross Time: 2:04.70 MileRate: 2:00.90 LeadTime: 3.60s First Qtr: 28.80s Second Qtr: 30.80s Third Qtr: 30.90s Fourth Qtr: 30.60s

DATA TABLE: 800 / 400 Posi's are position from leader and (how wide the horse was at that position)

No	Horse	Plc	Mar	800 Posi	400 Posi	Time	3rd Qtr	4th Qt
7	Matterson Express	1	0.0m	5.6m (1)	5.4m (2)	2:04.70	30.88s	30.19s
8	Nikalong Mint	2	2.3m	14.6m (1)	15.2m (1)	2:04.88	30.94s	29.62s
2	Midnight Terror	3	4.7m	10.2m (1)	10.4m (2)	2:05.08	30.91s	30.17s
5	Jiliby Tsunami	4	25.0m	0.0m (0)	0.0m (0)	2:06.70	30.91s	32.50s
3	Josey Mint	5	25.3m	1.2m (1)	6.6m (1)	2:06.73	31.32s	32.02s
6	Andrew Swagger	6	42.4m	18.2m (2)	15.0m (2)	2:08.10	30.67s	32.68s
9	Runpoprun	7	45.8m	11.2m (0)	18.8m (0)	2:08.37	31.49s	32.65s
1	Binno Major	8	57.5m	4.4m (0)	12.6m (0)	2:09.30	31.54s	34.02s
4	The Handsome One	9	72.8m	60.0m (0)	65.0m (0)	2:10.53	31.29s	31.19s

Finish Position and metres gained

First Arrow shows distance gain/loss from 2nd Qtr to 3rd Qtr,
Second Arrow shows distance gain/loss from 3rd Qtr to Finish
Blue arrow indicates best gain in these quarters.

