

Wagga Riverina Race 1 Distance 1740m

Friday, 4 July 2025

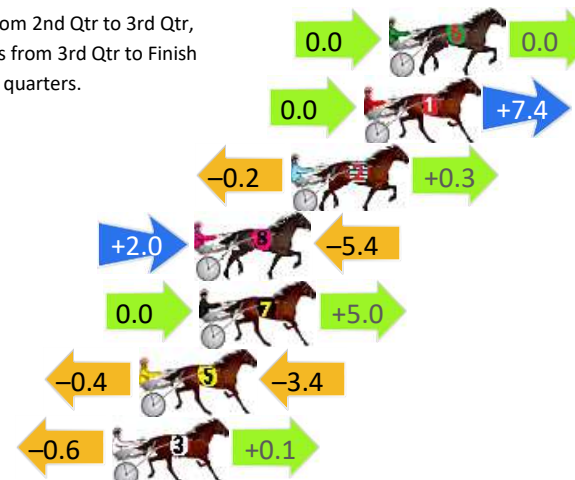
Gross Time: 2:05.60 MileRate: 1:56.20 LeadTime: 8.90s First Qtr: 29.20s Second Qtr: 30.90s Third Qtr: 29.10s Fourth Qtr: 27.50s

DATA TABLE: 800 / 400 Posi's are position from leader and (how wide the horse was at that position)

NoHorse	Plc	Mar	800 Posi	400 Posi	Time	3rd Qtr	4th Qt
6 One More Reason	1	0.0m	0.0m (0)	0.0m (0)	2:05.60	29.10s	27.50s
1 Yirradiva	2	1.0m	8.4m (0)	8.4m (0)	2:05.67	29.09s	26.99s
2 Seaside Sid	3	3.9m	4.0m (0)	4.2m (0)	2:05.88	29.11s	27.48s
8 Im No Stranger	4	7.8m	4.4m (2)	2.4m (1)	2:06.16	28.97s	27.87s
7 Intheswingofthings	5	7.6m	12.6m (0)	12.6m (0)	2:06.15	29.09s	27.16s
5 Machx The Stranger	6	10.0m	6.2m (1)	6.6m (1)	2:06.32	29.13s	27.73s
3 Bets On Heaven	7	11.1m	10.6m (1)	11.2m (1)	2:06.40	29.14s	27.49s

Finish Position and metres gained

First Arrow shows distance gain/loss from 2nd Qtr to 3rd Qtr,
Second Arrow shows distance gain/loss from 3rd Qtr to Finish
Blue arrow indicates best gain in these quarters.



800

Visual positions in race at 2nd Quarter



400

Visual positions in race at 3rd Quarter



Powered by



Harness Analyser

Sectional Analysis Software

Not just form | Free Trial

www.facebook.com/PJHarnessRacing



RISE Digital, Harness Racing Australia nor the provider accepts any responsibility for the completeness or accuracy of any of the information contained herein, and makes no representations about its suitability for any particular purpose. Users should make their own judgements about those matters and/or seek independent advice. You assume all risks associated with use of data provided on this page

Wagga Riverina Race 2 Distance 1740m

Friday, 4 July 2025

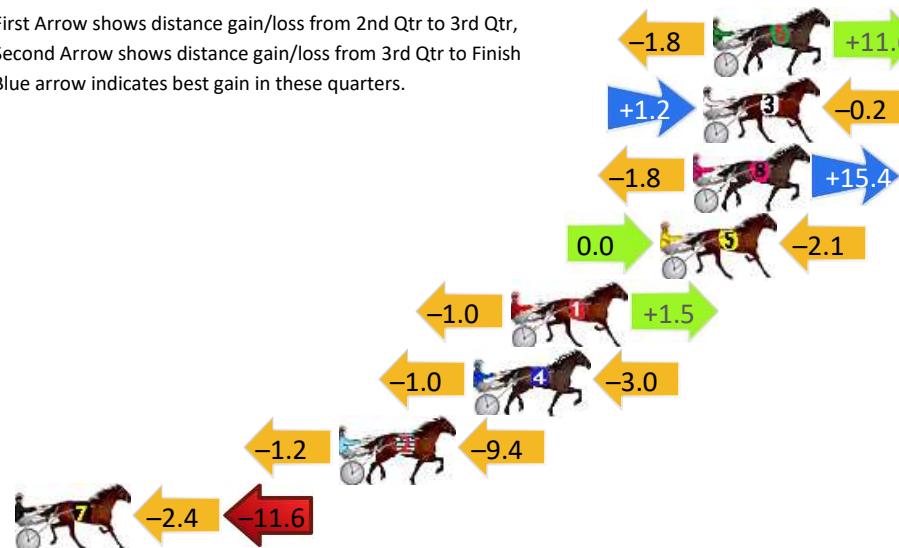
Gross Time: 2:03.00 MileRate: 1:53.70 LeadTime: 8.20s First Qtr: 27.90s Second Qtr: 30.50s Third Qtr: 27.40s Fourth Qtr: 29.00s

DATA TABLE: 800 / 400 Posi's are position from leader and (how wide the horse was at that position)

NoHorse	Plc	Mar	800 Posi	400 Posi	Time	3rd Qtr	4th Qt
6 Our Triple Major	1	0.0m	9.8m (1)	11.6m (1)	2:03.00	27.55s	28.16s
3 Fear The Pain	2	0.4m	1.4m (1)	0.2m (1)	2:03.03	27.32s	29.01s
8 Payroll	3	0.8m	14.4m (1)	16.2m (1)	2:03.06	27.56s	27.89s
5 Tupelo	4	2.1m	0.0m (0)	0.0m (0)	2:03.16	27.40s	29.15s
1 Two More Diamonds	5	8.1m	8.6m (0)	9.6m (0)	2:03.62	27.47s	28.89s
4 Bondi Lass	6	9.6m	5.6m (1)	6.6m (1)	2:03.73	27.46s	29.22s
2 Shoopees Charm	7	15.0m	4.4m (0)	5.6m (0)	2:04.14	27.47s	29.68s
7 Lennys Angel	8	34.4m	20.4m (0)	22.8m (0)	2:05.62	27.55s	29.84s

Finish Position and metres gained

First Arrow shows distance gain/loss from 2nd Qtr to 3rd Qtr,
Second Arrow shows distance gain/loss from 3rd Qtr to Finish
Blue arrow indicates best gain in these quarters.



800

Visual positions in race at 2nd Quarter



400

Visual positions in race at 3rd Quarter



Wagga Riverina Race 3 Distance 1740m

Friday, 4 July 2025

Gross Time: 2:05.10 MileRate: 1:55.70 LeadTime: 8.70s First Qtr: 28.40s Second Qtr: 30.80s Third Qtr: 29.70s Fourth Qtr: 27.50s

DATA TABLE: 800 / 400 Posi's are position from leader and (how wide the horse was at that position)

NoHorse	Plc	Mar	800 Posi	400 Posi	Time	3rd Qtr	4th Qt
10 Mardibringsaparty	1	0.0m	11.0m (1)	8.0m (2)	2:05.10	29.46s	26.95s
7 Fourth Response	2	0.0m	19.8m (1)	12.2m (2)	2:05.10	29.13s	26.67s
6 Personified	3	1.7m	2.0m (1)	0.2m (1)	2:05.22	29.58s	27.60s
1 Fly Over States	4	3.9m	4.2m (0)	4.2m (0)	2:05.38	29.70s	27.48s
2 Miki Loch	5	4.2m	6.4m (1)	4.0m (2)	2:05.40	29.53s	27.51s
5 Hooklineandsinker	6	4.6m	15.0m (1)	8.2m (1)	2:05.43	29.21s	27.25s
9 Ava Leanne	7	6.3m	8.4m (0)	8.6m (0)	2:05.56	29.71s	27.34s
4 Captain Evie	8	9.0m	0.0m (0)	0.0m (0)	2:05.75	29.72s	28.12s
3 Jilliby Ryder	9	10.6m	12.8m (0)	12.6m (0)	2:05.87	29.68s	27.36s
8 Ideal Bandit	10	12.5m	24.2m (1)	13.0m (1)	2:06.00	28.90s	27.47s

Finish Position and metres gained

First Arrow shows distance gain/loss from 2nd Qtr to 3rd Qtr,
Second Arrow shows distance gain/loss from 3rd Qtr to Finish
Blue arrow indicates best gain in these quarters.



Visual positions in race at 2nd Quarter

800



Visual positions in race at 3rd Quarter

400



Powered by



Harness Analyser

Sectional Analysis Software

Not just form | Free Trial

www.facebook.com/PJHarnessRacing



RISE Digital, Harness Racing Australia nor the provider accepts any responsibility for the completeness or accuracy of any of the information contained herein, and makes no representations about its suitability for any particular purpose. Users should make their own judgements about those matters and/or seek independent advice. You assume all risks associated with use of data provided on this page

Wagga Riverina Race 4 Distance 1740m

Friday, 4 July 2025

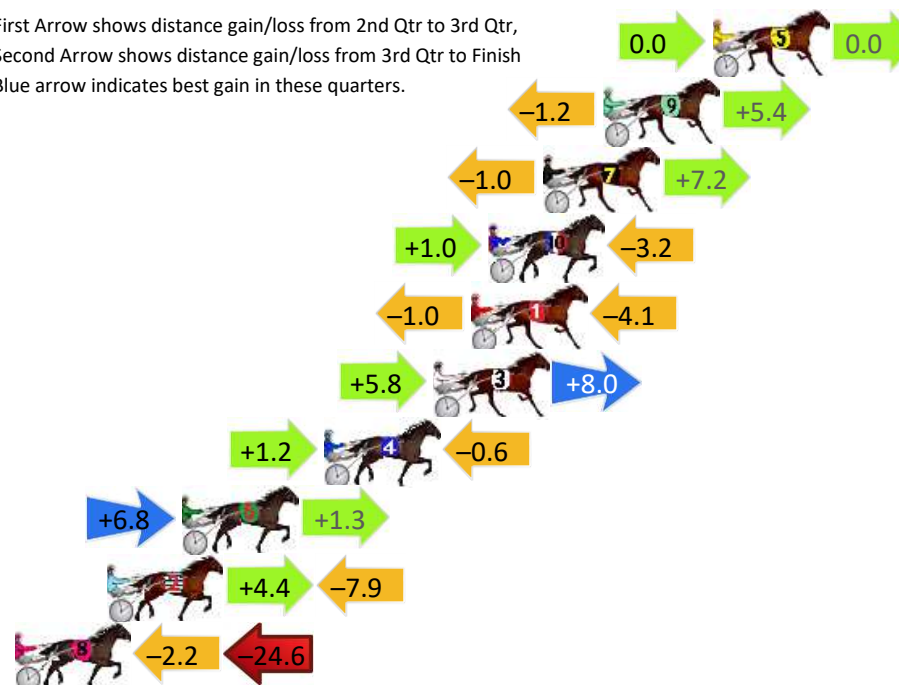
Gross Time: 2:05.20 MileRate: 1:55.80 LeadTime: 8.70s First Qtr: 30.20s Second Qtr: 30.30s Third Qtr: 27.70s Fourth Qtr: 28.30s

DATA TABLE: 800 / 400 Posi's are position from leader and (how wide the horse was at that position)

No	Horse	Plc	Mar	800 Posi	400 Posi	Time	3rd Qtr	4th Qt
5	Classic Beesmack	1	0.0m	0.0m (0)	0.0m (0)	2:05.20	27.70s	28.30s
9	Mop	2	4.4m	8.6m (0)	9.8m (0)	2:05.53	27.79s	27.92s
7	Marianna Bromac	3	6.8m	13.0m (0)	14.0m (0)	2:05.71	27.77s	27.79s
10	Im Belieber	4	9.0m	6.8m (1)	5.8m (1)	2:05.87	27.63s	28.53s
1	Dee Terror	5	9.7m	4.6m (0)	5.6m (0)	2:05.92	27.77s	28.59s
3	Village Area	6	11.2m	25.0m (1)	19.2m (0)	2:06.03	27.30s	27.74s
4	Pencil Me In	7	15.6m	16.2m (1)	15.0m (2)	2:06.36	27.62s	28.34s
6	Imperious	8	21.3m	29.4m (1)	22.6m (1)	2:06.78	27.23s	28.21s
2	The Texas Ranger	9	24.3m	20.8m (1)	16.4m (3)	2:07.01	27.39s	28.86s
8	Tiger Cheddar	10	38.0m	11.2m (1)	13.4m (1)	2:08.03	27.83s	30.03s

Finish Position and metres gained

First Arrow shows distance gain/loss from 2nd Qtr to 3rd Qtr,
Second Arrow shows distance gain/loss from 3rd Qtr to Finish
Blue arrow indicates best gain in these quarters.



800

Visual positions in race at 2nd Quarter



400

Visual positions in race at 3rd Quarter



Powered by



Harness Analyser

Sectional Analysis Software

Not just form | Free Trial

www.facebook.com/PJHarnessRacing



RISE Digital, Harness Racing Australia nor the provider accepts any responsibility for the completeness or accuracy of any of the information contained herein, and makes no representations about its suitability for any particular purpose. Users should make their own judgements about those matters and/or seek independent advice. You assume all risks associated with use of data provided on this page

Wagga Riverina Race 5 Distance 1740m

Friday, 4 July 2025

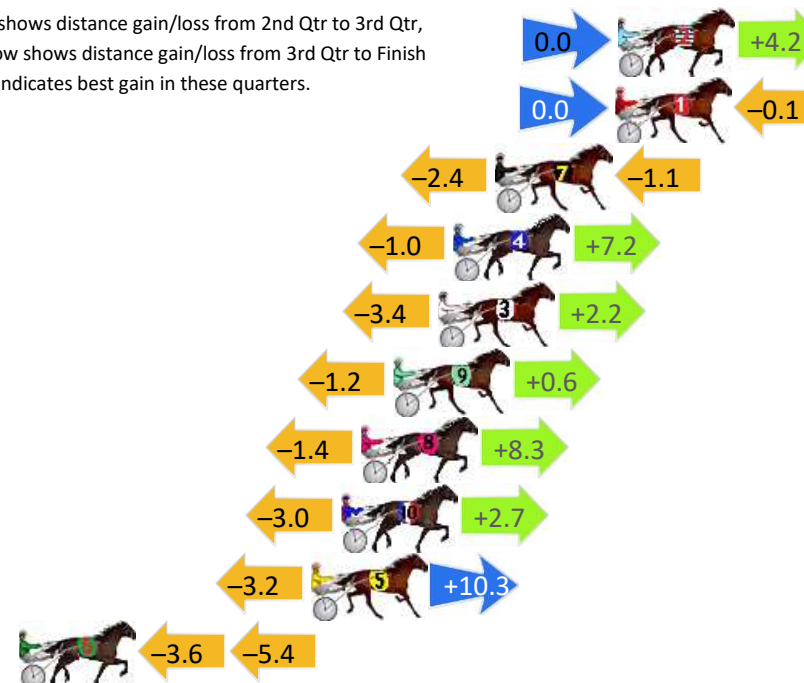
Gross Time: 2:02.60 MileRate: 1:53.40 LeadTime: 8.70s First Qtr: 28.40s Second Qtr: 29.80s Third Qtr: 27.60s Fourth Qtr: 28.10s

DATA TABLE: 800 / 400 Posi's are position from leader and (how wide the horse was at that position)

No	Horse	Plc	Mar	800 Posi	400 Posi	Time	3rd Qtr	4th Qt
2	Yukon Be Serious	1	0.0m	4.2m (0)	4.2m (0)	2:02.60	27.60s	27.81s
1	Ohoka Nico	2	0.1m	0.0m (0)	0.0m (0)	2:02.61	27.60s	28.11s
7	Smokin Pocket	3	4.9m	1.4m (1)	3.8m (1)	2:02.96	27.77s	28.18s
4	Fe Fe On Fire	4	6.6m	12.8m (0)	13.8m (0)	2:03.09	27.67s	27.60s
3	Titiwha	5	7.2m	6.0m (1)	9.4m (1)	2:03.13	27.84s	27.95s
9	Braebeach	6	9.0m	8.4m (0)	9.6m (0)	2:03.26	27.68s	28.06s
8	Sneak A Peek	7	10.3m	17.2m (0)	18.6m (0)	2:03.36	27.70s	27.52s
10	The Talk	8	11.1m	10.8m (1)	13.8m (1)	2:03.42	27.81s	27.91s
5	Im Harvey Specter	9	12.3m	19.4m (1)	22.6m (1)	2:03.51	27.83s	27.38s
6	Thats The Attitude	10	24.0m	15.0m (1)	18.6m (1)	2:04.37	27.85s	28.48s


Finish Position and metres gained

First Arrow shows distance gain/loss from 2nd Qtr to 3rd Qtr, Second Arrow shows distance gain/loss from 3rd Qtr to Finish Blue arrow indicates best gain in these quarters.



800

Visual positions in race at 2nd Quarter



400

Visual positions in race at 3rd Quarter



Powered by



Harness Analyser

Sectional Analysis Software

Not just form | Free Trial

www.facebook.com/PJHarnessRacing



RISE Digital, Harness Racing Australia nor the provider accepts any responsibility for the completeness or accuracy of any of the information contained herein, and makes no representations about its suitability for any particular purpose. Users should make their own judgements about those matters and/or seek independent advice. You assume all risks associated with use of data provided on this page

Wagga Riverina Race 6 Distance 1740m

Friday, 4 July 2025



Gross Time: 2:02.20 MileRate: 1:53.00 LeadTime: 8.50s First Qtr: 29.00s Second Qtr: 30.20s Third Qtr: 27.60s Fourth Qtr: 26.90s

DATA TABLE: 800 / 400 Posi's are position from leader and (how wide the horse was at that position)

NoHorse	Plc	Mar	800 Posi	400 Posi	Time	3rd Qtr	4th Qt
4 Perfect Stranger	1	0.0m	0.0m (0)	0.0m (0)	2:02.20	27.60s	26.90s
5 Kimcando	2	9.1m	3.4m (1)	3.0m (1)	2:02.84	27.58s	27.31s
6 Slipalong Saint	3	15.4m	12.2m (1)	11.0m (1)	2:03.29	27.52s	27.19s
10 Lit The Wick	4	16.2m	7.4m (1)	6.8m (2)	2:03.35	27.57s	27.53s
3 Smalltownsmokeshow	5	18.7m	4.2m (0)	4.4m (0)	2:03.53	27.63s	27.86s
8 Treacherous Belle	6	20.6m	21.8m (1)	21.0m (1)	2:03.66	27.55s	26.87s
2 Playing For Keeps	7	27.1m	8.4m (0)	9.2m (0)	2:04.12	27.67s	28.10s
9 Mad Punta	8	27.5m	16.6m (1)	16.4m (1)	2:04.15	27.60s	27.64s
7 Spread The Fear	9	36.1m	16.8m (0)	20.2m (0)	2:04.76	27.84s	27.96s
1 Ideal Cruiser	10	48.9m	12.4m (0)	15.0m (0)	2:05.67	27.81s	29.17s

Finish Position and metres gained

First Arrow shows distance gain/loss from 2nd Qtr to 3rd Qtr, Second Arrow shows distance gain/loss from 3rd Qtr to Finish
Blue arrow indicates best gain in these quarters.



800

Visual positions in race at 2nd Quarter



400

Visual positions in race at 3rd Quarter

Wagga Riverina Race 7 Distance 2270m

Friday, 4 July 2025

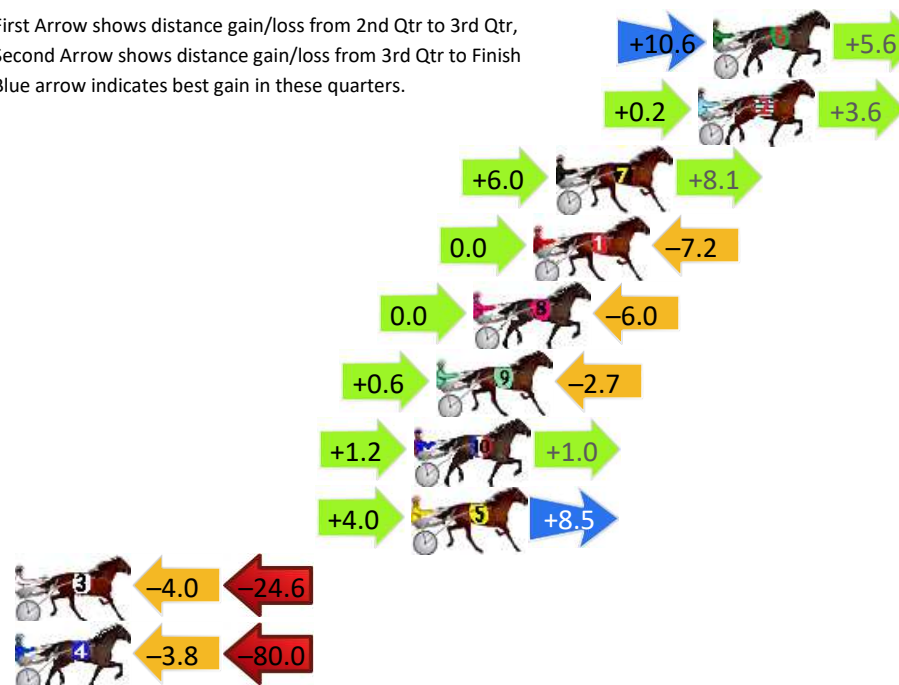
Gross Time: 2:44.40 MileRate: 1:56.50 LeadTime: 48.00s First Qtr: 31.00s Second Qtr: 28.90s Third Qtr: 28.20s Fourth Qtr: 28.30s

DATA TABLE: 800 / 400 Posi's are position from leader and (how wide the horse was at that position)

No	Horse	Plc	Mar	800 Posi	400 Posi	Time	3rd Qtr	4th Qt
6	Just Rollyourown	1	0.0m	16.2m (1)	5.6m (2)	2:44.40	27.46s	27.91s
2	Aromet Girl	2	0.6m	4.4m (0)	4.2m (0)	2:44.44	28.19s	28.05s
7	Sunset Stride	3	6.3m	20.4m (1)	14.4m (2)	2:44.87	27.78s	27.73s
1	Tukaha	4	7.2m	0.0m (0)	0.0m (0)	2:44.94	28.20s	28.81s
8	Donnie Mac	5	9.6m	3.6m (1)	3.6m (1)	2:45.11	28.20s	28.72s
9	Maginot Line	6	11.1m	9.0m (0)	8.4m (0)	2:45.23	28.16s	28.49s
10	Uncle Jay	7	12.0m	14.2m (0)	13.0m (0)	2:45.29	28.12s	28.23s
5	Tizzy Lizzie	8	12.1m	24.6m (1)	20.6m (2)	2:45.30	27.92s	27.70s
3	Fredeee Tee	9	40.8m	12.2m (1)	16.2m (1)	2:47.43	28.48s	30.03s
4	Okanui Beach	10	91.8m	8.0m (1)	11.8m (1)	2:51.23	28.46s	33.93s

Finish Position and metres gained

First Arrow shows distance gain/loss from 2nd Qtr to 3rd Qtr, Second Arrow shows distance gain/loss from 3rd Qtr to Finish
Blue arrow indicates best gain in these quarters.



800

Visual positions in race at 2nd Quarter



400

Visual positions in race at 3rd Quarter

Wagga Riverina Race 8 Distance 1740m

Friday, 4 July 2025


Gross Time: 2:03.40 MileRate: 1:54.10 LeadTime: 8.00s First Qtr: 27.30s Second Qtr: 30.30s Third Qtr: 29.10s Fourth Qtr: 28.70s

DATA TABLE: 800 / 400 Posi's are position from leader and (how wide the horse was at that position)

NoHorse	Plc	Mar	800 Posi	400 Posi	Time	3rd Qtr	4th Qt
9 Boom	1	0.0m	4.4m (1)	4.2m (2)	2:03.40	29.08s	28.40s
8 Diamond Eclipse	2	1.0m	12.4m (1)	12.6m (2)	2:03.48	29.11s	27.87s
4 Miki Be Good	3	3.6m	8.4m (1)	8.2m (2)	2:03.67	29.08s	28.37s
6 Carlo Gambino	4	3.8m	13.2m (0)	8.2m (1)	2:03.69	28.74s	28.39s
7 Corbie Stumbler	5	9.3m	16.4m (1)	14.0m (1)	2:04.10	28.93s	28.36s
2 Skittle Bomb	6	13.2m	4.2m (0)	4.0m (0)	2:04.39	29.09s	29.36s
1 Im Alrite	7	17.0m	8.4m (0)	8.6m (0)	2:04.68	29.12s	29.30s
3 Business In Heaven	8	28.8m	0.2m (0)	0.0m (0)	2:05.57	29.10s	30.75s
5 Sir Chow	9	68.1m	0.0m (1)	3.2m (1)	2:08.53	29.36s	33.33s

Finish Position and metres gained

First Arrow shows distance gain/loss from 2nd Qtr to 3rd Qtr,
Second Arrow shows distance gain/loss from 3rd Qtr to Finish
Blue arrow indicates best gain in these quarters.



Visual positions in race at 2nd Quarter



Visual positions in race at 3rd Quarter