

Menangle Race 1 Distance 2300m

Monday, 7 July 2025



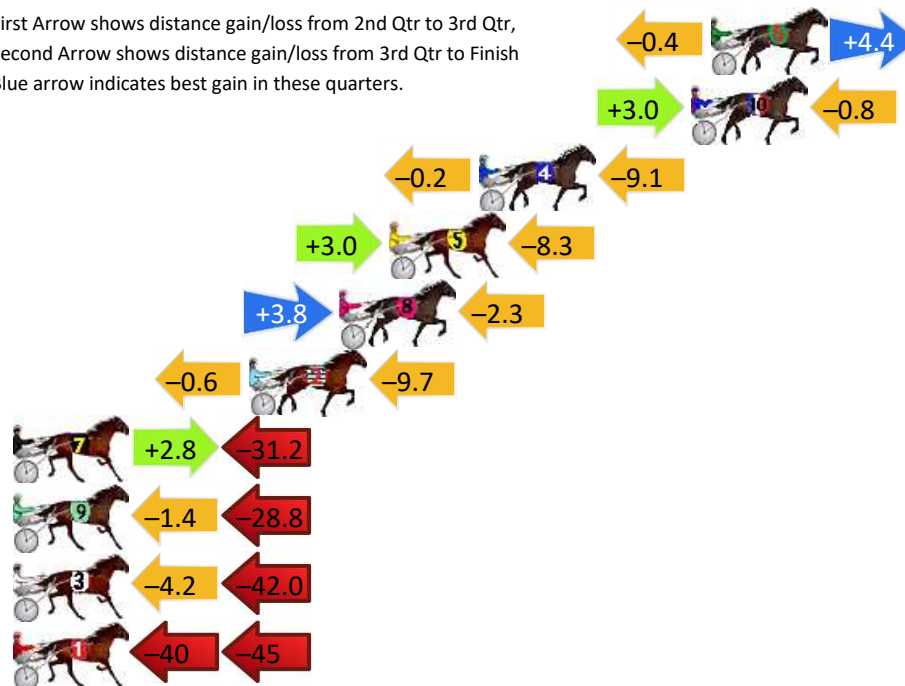
Gross Time: 2:56.10 MileRate: 2:02.20 LeadTime: 55.70s First Qtr: 30.20s Second Qtr: 31.50s Third Qtr: 30.00s Fourth Qtr: 28.70s

DATA TABLE: 800 / 400 Posi's are position from leader and (how wide the horse was at that position)

No	Horse	Plc	Mar	800 Posi	400 Posi	Time	3rd Qtr	4th Qt
6	Valley Star	1	0.0m	4.0m (0)	4.4m (0)	2:56.10	30.02s	28.39s
10	Affaire De Cover	2	0.8m	3.0m (1)	0.0m (1)	2:56.16	29.78s	28.76s
4	Itz Trixton Time	3	9.3m	0.0m (0)	0.2m (0)	2:56.80	30.03s	29.35s
5	Last Clansman	4	12.9m	7.6m (1)	4.6m (1)	2:57.07	29.79s	29.29s
8	Prohibited Love	5	14.9m	16.4m (1)	12.6m (2)	2:57.22	29.73s	28.86s
2	Phoebe Majestic	6	18.5m	8.2m (0)	8.8m (0)	2:57.49	30.06s	29.39s
7	Ivanka	7	40.6m	12.2m (1)	9.4m (1)	2:59.16	29.85s	30.93s
9	Chief Runningcloud	8	43.0m	12.8m (0)	14.2m (0)	2:59.34	30.15s	30.75s
3	Majestic Connies	9	63.4m	17.2m (0)	21.4m (0)	3:00.88	30.37s	31.70s
1	Majorette	10	244.8m	160.0m (0)	200.0m (0)	3:14.55	32.99s	31.90s

Finish Position and metres gained

First Arrow shows distance gain/loss from 2nd Qtr to 3rd Qtr, Second Arrow shows distance gain/loss from 3rd Qtr to Finish
Blue arrow indicates best gain in these quarters.



Menangle Race 2 Distance 1609m

Monday, 7 July 2025

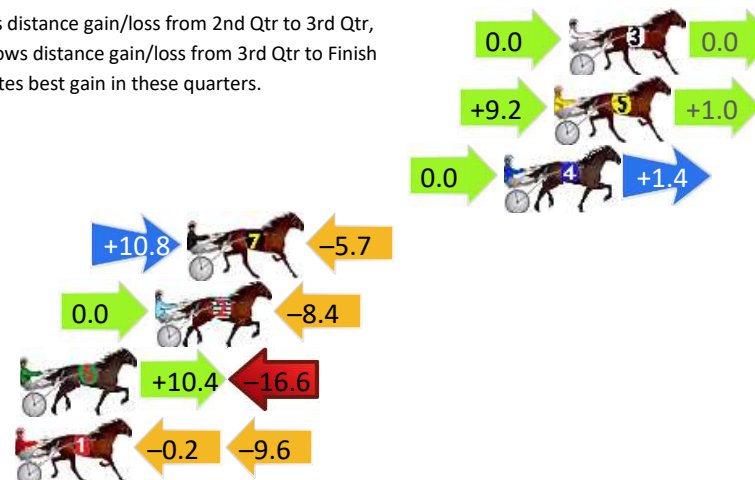
Gross Time: 1:56.70 MileRate: 1:56.70 LeadTime: 0.00s First Qtr: 28.60s Second Qtr: 31.80s Third Qtr: 29.70s Fourth Qtr: 26.60s

DATA TABLE: 800 / 400 Posi's are position from leader and (how wide the horse was at that position)

NoHorse	Plc	Mar	800 Posi	400 Posi	Time	3rd Qtr	4th Qt
3 Enola	1	0.0m	0.0m (0)	0.0m (0)	1:56.70	29.70s	26.60s
5 Rock With The Best	2	0.6m	10.8m (1)	1.6m (1)	1:56.74	29.05s	26.53s
4 Soho Majestic	3	2.6m	4.0m (0)	4.0m (0)	1:56.88	29.69s	26.51s
7 So Can Eye	4	15.3m	20.4m (1)	9.6m (2)	1:57.77	28.97s	26.98s
2 Stay Lucky	5	16.6m	8.2m (0)	8.2m (0)	1:57.86	29.73s	27.16s
6 You Are My Wish	6	22.0m	15.8m (1)	5.4m (1)	1:58.24	29.04s	27.70s
1 Dynamite Danni	7	22.2m	12.4m (0)	12.6m (0)	1:58.26	29.75s	27.23s

Finish Position and metres gained

First Arrow shows distance gain/loss from 2nd Qtr to 3rd Qtr,
Second Arrow shows distance gain/loss from 3rd Qtr to Finish
Blue arrow indicates best gain in these quarters.



800

Visual positions in race at 2nd Quarter



400

Visual positions in race at 3rd Quarter



Powered by



Harness Analyser

Sectional Analysis Software

Not just form | Free Trial

www.facebook.com/PJHarnessRacing



RISE Digital, Harness Racing Australia nor the provider accepts any responsibility for the completeness or accuracy of any of the information contained herein, and makes no representations about its suitability for any particular purpose. Users should make their own judgements about those matters and/or seek independent advice. You assume all risks associated with use of data provided on this page

Menangle Race 3 Distance 1609m

Monday, 7 July 2025


Gross Time: 1:54.60 MileRate: 1:54.60 LeadTime: 0.00s First Qtr: 26.00s Second Qtr: 30.40s Third Qtr: 29.60s Fourth Qtr: 28.50s

DATA TABLE: 800 / 400 Posi's are position from leader and (how wide the horse was at that position)

No	Horse	Plc	Mar	800 Posi	400 Posi	Time	3rd Qtr	4th Qt
5	Sapphiresndiamonds	1	0.0m	8.2m (0)	12.2m (1)	1:54.60	29.87s	27.64s
6	Longtan Viper	2	4.6m	19.4m (1)	18.0m (3)	1:54.94	29.48s	27.55s
8	Mickey Be Nimble	3	6.0m	7.2m (1)	0.0m (1)	1:55.05	29.09s	28.93s
4	Fiftyshades Cresco	4	7.7m	11.2m (1)	7.2m (1)	1:55.18	29.31s	28.54s
1	Ima Shinkansen	5	8.6m	16.4m (0)	20.4m (1)	1:55.24	29.87s	27.66s
3	Tommys Luck	6	9.7m	12.4m (0)	16.8m (0)	1:55.33	29.91s	28.00s
10	Time To Dance	7	12.9m	0.0m (0)	1.6m (0)	1:55.57	29.73s	29.30s
7	Get Us A Tinny	8	14.6m	21.8m (0)	23.0m (2)	1:55.69	29.68s	27.90s
2	Dream To Dance	9	25.7m	15.6m (1)	15.4m (2)	1:56.52	29.60s	29.23s
9	Sports Look	10	33.0m	4.0m (0)	7.8m (0)	1:57.07	29.91s	30.29s


Finish Position and metres gained

First Arrow shows distance gain/loss from 2nd Qtr to 3rd Qtr,
Second Arrow shows distance gain/loss from 3rd Qtr to Finish
Blue arrow indicates best gain in these quarters.



800

Visual positions in race at 2nd Quarter



400

Visual positions in race at 3rd Quarter



Powered by



Harness Analyser

Sectional Analysis Software

Not just form | Free Trial

www.facebook.com/PJHarnessRacing



RISE Digital, Harness Racing Australia nor the provider accepts any responsibility for the completeness or accuracy of any of the information contained herein, and makes no representations about its suitability for any particular purpose. Users should make their own judgements about those matters and/or seek independent advice. You assume all risks associated with use of data provided on this page

Menangle Race 4 Distance 1609m

Monday, 7 July 2025

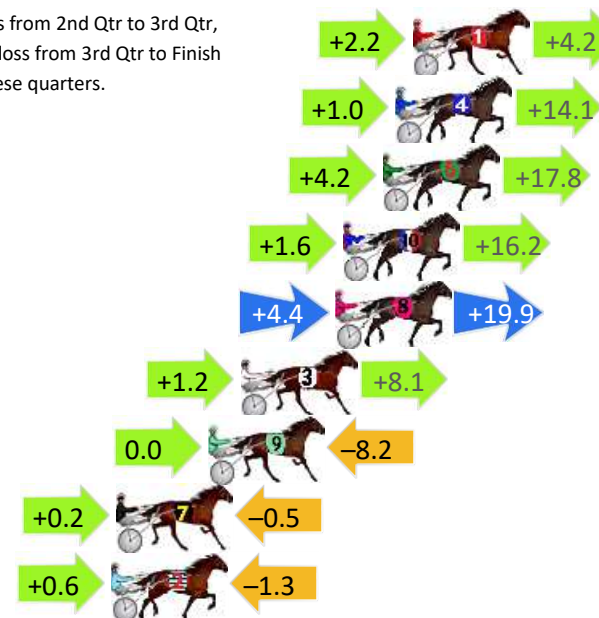
Gross Time: 1:54.70 MileRate: 1:54.70 LeadTime: 0.00s First Qtr: 27.40s Second Qtr: 29.50s Third Qtr: 28.30s Fourth Qtr: 29.50s

DATA TABLE: 800 / 400 Posi's are position from leader and (how wide the horse was at that position)

No	Horse	Plc	Mar	800 Posi	400 Posi	Time	3rd Qtr	4th Qt
1	Hellovetime	1	0.0m	6.4m (0)	4.2m (0)	1:54.70	28.15s	29.19s
4	Consider It Done	2	0.7m	15.8m (1)	14.8m (2)	1:54.75	28.25s	28.47s
6	Glenburns Waters	3	1.2m	23.2m (1)	19.0m (2)	1:54.79	28.02s	28.19s
10	Watch Me React	4	2.8m	20.6m (0)	19.0m (1)	1:54.92	28.21s	28.31s
8	Ima Sweet Torque	5	3.1m	27.4m (1)	23.0m (2)	1:54.94	28.01s	28.04s
3	Hesaa Lister	6	6.9m	16.2m (0)	15.0m (0)	1:55.23	28.23s	28.91s
9	Will I Am	7	8.2m	0.0m (0)	0.0m (0)	1:55.33	28.29s	30.10s
7	Slyx	8	11.9m	11.6m (1)	11.4m (1)	1:55.62	28.28s	29.54s
2	Mister Wells	9	12.1m	11.4m (0)	10.8m (0)	1:55.64	28.25s	29.60s

Finish Position and metres gained

First Arrow shows distance gain/loss from 2nd Qtr to 3rd Qtr,
Second Arrow shows distance gain/loss from 3rd Qtr to Finish
Blue arrow indicates best gain in these quarters.



Visual positions in race at 2nd Quarter



Visual positions in race at 3rd Quarter

Menangle Race 5 Distance 1609m

Monday, 7 July 2025


Gross Time: 1:52.60 MileRate: 1:52.60 LeadTime: 0.00s First Qtr: 29.60s Second Qtr: 28.60s Third Qtr: 27.60s Fourth Qtr: 26.80s

DATA TABLE: 800 / 400 Posi's are position from leader and (how wide the horse was at that position)

No	Horse	Plc	Mar	800 Posi	400 Posi	Time	3rd Qtr	4th Qt
7	The Answer	1	0.0m	4.8m (1)	0.6m (1)	1:52.60	27.32s	26.76s
3	Shes A Warrawee	2	3.2m	0.0m (0)	0.0m (0)	1:52.83	27.60s	27.01s
6	Snow Hunter	3	13.6m	12.4m (0)	13.4m (1)	1:53.56	27.67s	26.81s
1	Charlies Ace	4	18.8m	8.4m (0)	9.6m (0)	1:53.93	27.69s	27.41s
9	Radiant Amber	5	23.5m	21.0m (0)	24.8m (0)	1:54.26	27.86s	26.71s
4	Violet Hanover	6	23.9m	9.6m (1)	8.6m (1)	1:54.29	27.55s	27.82s
2	Guaranteed End	7	25.0m	4.2m (0)	5.2m (0)	1:54.37	27.69s	28.12s
8	Nothingbutwaves	8	26.7m	16.6m (0)	18.4m (0)	1:54.49	27.73s	27.35s
10	Dolce Drama	9	64.3m	18.4m (1)	29.6m (2)	1:57.14	28.39s	29.11s
5	Cyclone Bella	10	116.9m	14.0m (1)	22.2m (2)	2:00.86	28.25s	33.11s

Finish Position and metres gained

First Arrow shows distance gain/loss from 2nd Qtr to 3rd Qtr, Second Arrow shows distance gain/loss from 3rd Qtr to Finish
Blue arrow indicates best gain in these quarters.



800

Visual positions in race at 2nd Quarter



400

Visual positions in race at 3rd Quarter



Powered by



Harness Analyser

Sectional Analysis Software

Not just form | Free Trial

www.facebook.com/PJHarnessRacing



RISE Digital, Harness Racing Australia nor the provider accepts any responsibility for the completeness or accuracy of any of the information contained herein, and makes no representations about its suitability for any particular purpose. Users should make their own judgements about those matters and/or seek independent advice. You assume all risks associated with use of data provided on this page

Menangle Race 6 Distance 1609m

Monday, 7 July 2025




Gross Time: 1:52.70 MileRate: 1:52.70 LeadTime: 0.00s First Qtr: 27.00s Second Qtr: 29.60s Third Qtr: 28.70s Fourth Qtr: 27.40s

DATA TABLE: 800 / 400 Posi's are position from leader and (how wide the horse was at that position)

No	Horse	Plc	Mar	800 Posi	400 Posi	Time	3rd Qtr	4th Qt
6	Rakadeaks	1	0.0m	11.8m (1)	9.0m (2)	1:52.70	28.49s	26.79s
10	Bandit Eyes	2	2.8m	3.0m (1)	1.2m (1)	1:52.90	28.58s	27.51s
1	Startin To Gogh	3	3.6m	7.6m (1)	5.2m (1)	1:52.96	28.53s	27.29s
3	Theres Wally	4	7.2m	8.0m (0)	7.8m (0)	1:53.22	28.69s	27.36s
4	Petes Crunch Time	5	11.2m	4.0m (0)	4.0m (0)	1:53.51	28.71s	27.89s
9	Racing Writer	6	14.0m	17.0m (0)	17.4m (0)	1:53.71	28.72s	27.17s
5	Harrys Deal	7	14.9m	0.0m (0)	0.0m (0)	1:53.77	28.72s	28.41s
8	Super Duper Dude	8	16.7m	20.4m (1)	19.2m (2)	1:53.90	28.61s	27.23s
2	Explosive Bronski	9	26.1m	12.4m (0)	13.4m (0)	1:54.58	28.79s	28.27s
7	Thanks Be To God	10	30.3m	16.0m (1)	15.4m (1)	1:54.89	28.68s	28.41s

Finish Position and metres gained

First Arrow shows distance gain/loss from 2nd Qtr to 3rd Qtr, Second Arrow shows distance gain/loss from 3rd Qtr to Finish
Blue arrow indicates best gain in these quarters.



Menangle Race 7 Distance 1609m

Monday, 7 July 2025


Gross Time: 1:51.70 MileRate: 1:51.70 LeadTime: 0.00s First Qtr: 27.30s Second Qtr: 29.00s Third Qtr: 27.90s Fourth Qtr: 27.50s

DATA TABLE: 800 / 400 Posi's are position from leader and (how wide the horse was at that position)

No	Horse	Plc	Mar	800 Posi	400 Posi	Time	3rd Qtr	4th Qt
8	Lamandier	1	0.0m	18.6m (1)	19.6m (2)	1:51.70	27.96s	26.16s
10	Double Fear	2	7.4m	2.4m (1)	1.2m (1)	1:52.24	27.82s	27.92s
7	Invitation Only	3	7.9m	0.0m (0)	0.0m (0)	1:52.27	27.90s	28.04s
5	Red Reactor	4	8.4m	14.4m (1)	15.4m (2)	1:52.31	27.97s	27.02s
2	Montefiore	5	9.6m	4.0m (0)	4.2m (0)	1:52.39	27.92s	27.87s
4	No Dramas	6	12.0m	13.0m (0)	13.0m (0)	1:52.57	27.90s	27.43s
6	Port Au Prince	7	13.9m	6.4m (1)	7.8m (1)	1:52.71	28.00s	27.92s
9	Springfield Affair	8	15.3m	22.6m (1)	22.6m (0)	1:52.81	27.90s	27.00s
3	Our Uncle Jim	9	15.4m	10.6m (1)	11.4m (2)	1:52.81	27.96s	27.77s
1	The Greek General	10	18.5m	8.4m (0)	8.2m (0)	1:53.04	27.89s	28.20s

Finish Position and metres gained

First Arrow shows distance gain/loss from 2nd Qtr to 3rd Qtr,
Second Arrow shows distance gain/loss from 3rd Qtr to Finish
Blue arrow indicates best gain in these quarters.



800

Visual positions in race at 2nd Quarter



400

Visual positions in race at 3rd Quarter



Powered by



Harness Analyser

Sectional Analysis Software

Not just form | Free Trial

www.facebook.com/PJHarnessRacing



RISE Digital, Harness Racing Australia nor the provider accepts any responsibility for the completeness or accuracy of any of the information contained herein, and makes no representations about its suitability for any particular purpose. Users should make their own judgements about those matters and/or seek independent advice. You assume all risks associated with use of data provided on this page

Menangle Race 8 Distance 1609m

Monday, 7 July 2025

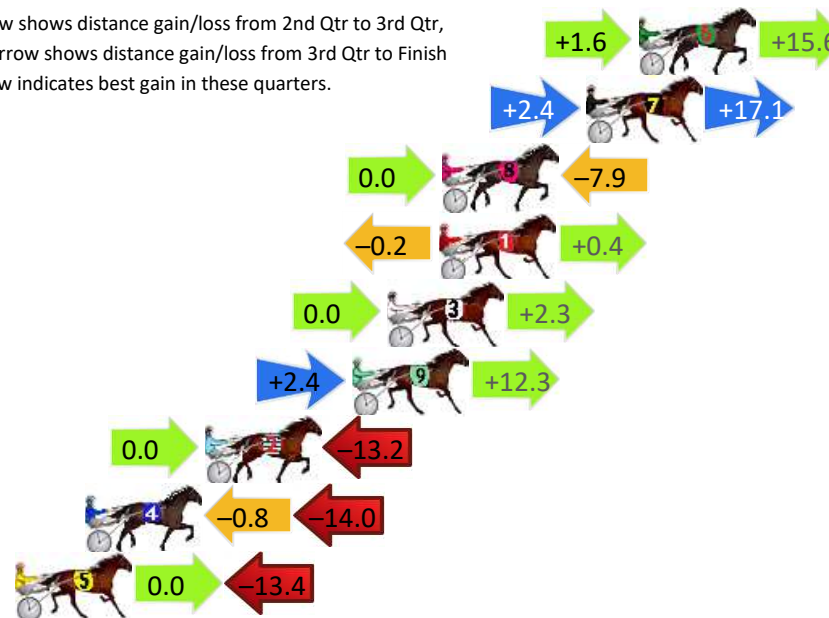
Gross Time: 1:51.80 MileRate: 1:51.80 LeadTime: 0.00s First Qtr: 27.10s Second Qtr: 28.50s Third Qtr: 28.00s Fourth Qtr: 28.20s

DATA TABLE: 800 / 400 Posi's are position from leader and (how wide the horse was at that position)

NoHorse	Plc	Mar	800 Posi	400 Posi	Time	3rd Qtr	4th Qt
6 Spirit Of Arion	1	0.0m	17.2m (1)	15.6m (2)	1:51.80	27.89s	27.11s
7 Captains Catch	2	2.1m	21.6m (1)	19.2m (3)	1:51.96	27.84s	27.00s
8 Fire Fox	3	7.9m	0.0m (0)	0.0m (0)	1:52.39	28.00s	28.75s
1 Marathon Man	4	8.0m	8.2m (0)	8.4m (0)	1:52.39	28.01s	28.17s
3 Caulonia Courage	5	10.1m	12.4m (0)	12.4m (0)	1:52.55	28.00s	28.04s
9 Whiskey Cavalier	6	11.5m	26.2m (1)	23.8m (2)	1:52.65	27.84s	27.34s
2 Foxy Dada	7	17.4m	4.2m (0)	4.2m (0)	1:53.09	28.00s	29.13s
4 Stormtide	8	22.2m	7.4m (1)	8.2m (1)	1:53.45	28.05s	29.18s
5 Mick Danger	9	25.0m	11.6m (1)	11.6m (2)	1:53.65	28.00s	29.14s

Finish Position and metres gained

First Arrow shows distance gain/loss from 2nd Qtr to 3rd Qtr,
Second Arrow shows distance gain/loss from 3rd Qtr to Finish
Blue arrow indicates best gain in these quarters.



800

Visual positions in race at 2nd Quarter



400

Visual positions in race at 3rd Quarter



Powered by



Harness Analyser

Sectional Analysis Software

Not just form | Free Trial

www.facebook.com/PJHarnessRacing



RISE Digital, Harness Racing Australia nor the provider accepts any responsibility for the completeness or accuracy of any of the information contained herein, and makes no representations about its suitability for any particular purpose. Users should make their own judgements about those matters and/or seek independent advice. You assume all risks associated with use of data provided on this page