

Leeton Race 1 Distance 1758m

Tuesday, 8 July 2025


Gross Time: 2:10.20 MileRate: 1:59.20 LeadTime: 10.20s First Qtr: 31.30s Second Qtr: 29.70s Third Qtr: 29.20s Fourth Qtr: 29.80s

DATA TABLE: 800 / 400 Posi's are position from leader and (how wide the horse was at that position)

No	Horse	Plc	Mar	800 Posi	400 Posi	Time	3rd Qtr	4th Qt
10	Megs Monaro	1	0.0m	6.2m (1)	8.0m (0)	2:10.20	29.34s	29.21s
3	Melati Boy	2	0.6m	0.0m (0)	0.0m (0)	2:10.25	29.20s	29.84s
7	Satin Banyula	3	8.1m	9.6m (0)	12.2m (1)	2:10.83	29.39s	29.50s
9	Alwaysatthebeach	4	14.8m	14.8m (1)	13.6m (3)	2:11.36	29.11s	29.89s
8	Shaken Sands	5	16.3m	13.8m (0)	15.8m (2)	2:11.47	29.35s	29.84s
5	Beau Brown	6	17.2m	10.8m (1)	10.2m (2)	2:11.54	29.15s	30.32s
4	Jacks Last Hoo Raa	7	18.4m	2.2m (1)	4.6m (1)	2:11.64	29.37s	30.82s
1	Complicated	8	22.8m	5.0m (0)	12.4m (0)	2:11.98	29.73s	30.57s
6	The Clock Winder	9	23.3m	19.2m (1)	25.6m (1)	2:12.02	29.67s	29.63s
2	Bidgee Babe	10	28.3m	23.8m (1)	28.0m (0)	2:12.41	29.51s	29.82s

Finish Position and metres gained

First Arrow shows distance gain/loss from 2nd Qtr to 3rd Qtr, Second Arrow shows distance gain/loss from 3rd Qtr to Finish Blue arrow indicates best gain in these quarters.



800

Visual positions in race at 2nd Quarter



400

Visual positions in race at 3rd Quarter



Powered by



Harness Analyser

Sectional Analysis Software

Not just form | Free Trial

www.facebook.com/PJHarnessRacing



RISE Digital, Harness Racing Australia nor the provider accepts any responsibility for the completeness or accuracy of any of the information contained herein, and makes no representations about its suitability for any particular purpose. Users should make their own judgements about those matters and/or seek independent advice. You assume all risks associated with use of data provided on this page

Leeton Race 2 Distance 2147m

Tuesday, 8 July 2025


Gross Time: 2:39.70 MileRate: 1:59.70 LeadTime: 40.30s First Qtr: 31.90s Second Qtr: 28.60s Third Qtr: 30.20s Fourth Qtr: 28.70s

DATA TABLE: 800 / 400 Posi's are position from leader and (how wide the horse was at that position)

No	Horse	Plc	Mar	800 Posi	400 Posi	Time	3rd Qtr	4th Qt
3	Heavens Badgirl	1	0.0m	6.8m (1)	1.6m (2)	2:39.70	29.82s	28.59s
7	Shez Bettors Babe	2	12.0m	8.2m (0)	7.8m (0)	2:40.60	30.18s	29.00s
2	Roll To The Top	3	18.8m	4.2m (0)	4.0m (1)	2:41.12	30.21s	29.76s
8	Quickshift Girl	4	20.5m	12.8m (0)	12.4m (0)	2:41.24	30.19s	29.28s
9	Hesharley	5	23.1m	16.0m (1)	14.4m (1)	2:41.44	30.10s	29.32s
5	Esther Rising	6	24.6m	10.8m (1)	11.4m (2)	2:41.55	30.27s	29.64s
4	Bulli Belle	7	26.1m	17.2m (0)	17.4m (0)	2:41.67	30.23s	29.32s
1	Hudson River	8	27.5m	0.0m (0)	0.0m (0)	2:41.77	30.25s	30.66s
6	Shes Believable	9	61.3m	23.8m (0)	40.0m (0)	2:44.32	31.43s	30.22s
10	Dollar Brownie	10	86.8m	2.8m (1)	10.4m (1)	2:46.24	30.90s	34.15s

Finish Position and metres gained

First Arrow shows distance gain/loss from 2nd Qtr to 3rd Qtr, Second Arrow shows distance gain/loss from 3rd Qtr to Finish
Blue arrow indicates best gain in these quarters.



Visual positions in race at 2nd Quarter



Visual positions in race at 3rd Quarter

Leeton Race 3 Distance 1758m

Tuesday, 8 July 2025


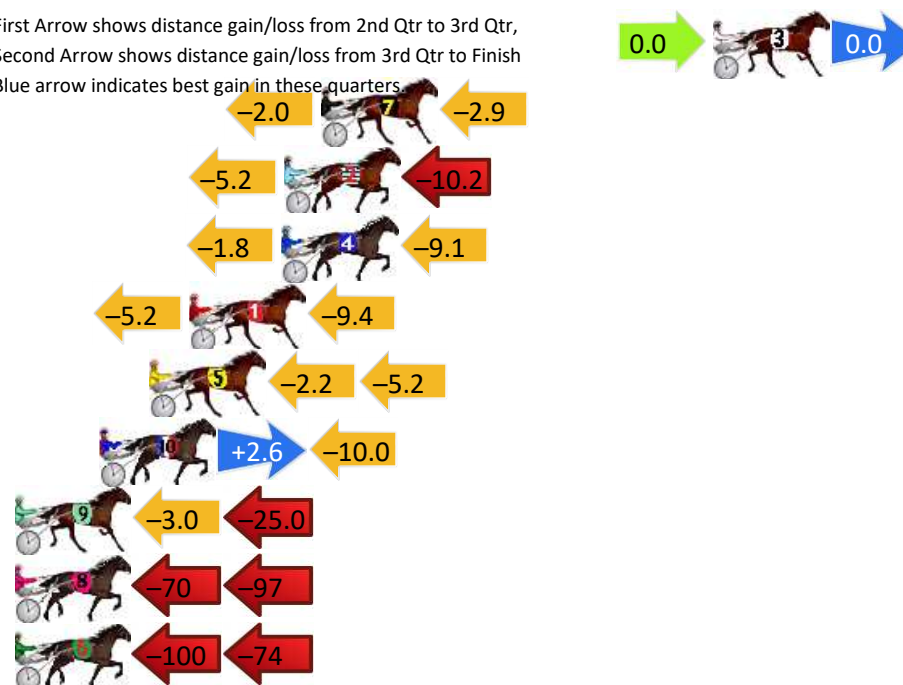
Gross Time: 2:11.40 MileRate: 2:00.30 LeadTime: 10.30s First Qtr: 31.40s Second Qtr: 29.50s Third Qtr: 30.20s Fourth Qtr: 30.00s

DATA TABLE: 800 / 400 Posi's are position from leader and (how wide the horse was at that position)

No	Horse	Plc	Mar	800 Posi	400 Posi	Time	3rd Qtr	4th Qt
3	The Banker	1	0.0m	0.0m (1)	0.0m (0)	2:11.40	30.20s	30.00s
7	One Horn Billy	2	15.7m	10.8m (0)	12.8m (1)	2:12.63	30.35s	30.22s
2	Most Certain Micky	3	17.2m	1.8m (0)	7.0m (0)	2:12.75	30.59s	30.76s
4	All So Sassy	4	17.3m	6.4m (1)	8.2m (1)	2:12.76	30.34s	30.68s
1	Glamour Fox	5	21.0m	6.4m (0)	11.6m (0)	2:13.05	30.59s	30.70s
5	Kulani Courage	6	22.6m	15.2m (0)	17.4m (0)	2:13.18	30.37s	30.39s
10	Roll Play	7	24.6m	17.2m (1)	14.6m (3)	2:13.33	30.01s	30.75s
9	Arklow	8	39.6m	11.6m (1)	14.6m (2)	2:14.51	30.43s	31.86s
8	Fiftyshadesofhay	9	346.6m	180.0m (0)	250.0m (0)	2:38.64	35.46s	37.20s
6	Special Meaning	10	524.0m	350.0m (0)	450.0m (0)	2:52.58	37.70s	35.52s

Finish Position and metres gained

First Arrow shows distance gain/loss from 2nd Qtr to 3rd Qtr,
Second Arrow shows distance gain/loss from 3rd Qtr to Finish
Blue arrow indicates best gain in these quarters



Leeton Race 4 Distance 1758m

Tuesday, 8 July 2025


Gross Time: 2:14.00 MileRate: 2:02.70 LeadTime: 10.20s First Qtr: 32.90s Second Qtr: 31.00s Third Qtr: 30.50s Fourth Qtr: 29.40s

DATA TABLE: 800 / 400 Posi's are position from leader and (how wide the horse was at that position)

No	Horse	Plc	Mar	800 Posi	400 Posi	Time	3rd Qtr	4th Qt
8	Chocolate Delight	1	0.0m	5.0m (1)	5.6m (1)	2:14.00	30.54s	28.99s
3	Paddy Mach	2	1.2m	0.6m (1)	1.4m (1)	2:14.09	30.56s	29.39s
5	Alice On The Beach	3	1.6m	19.6m (1)	8.0m (2)	2:14.12	29.63s	28.93s
9	Loyola Golf	4	3.4m	9.2m (1)	1.8m (2)	2:14.26	29.95s	29.52s
2	Cracker Miss	5	8.1m	0.0m (0)	0.0m (0)	2:14.62	30.51s	29.99s
1	Glamors Symbol	6	8.9m	4.2m (0)	5.6m (0)	2:14.69	30.61s	29.64s
10	Hez On The Buzzer	7	11.2m	14.2m (1)	13.4m (1)	2:14.86	30.44s	29.24s
4	Little Cool	8	11.9m	25.0m (1)	18.2m (1)	2:14.92	29.99s	28.94s
7	Billees Jet	9	12.3m	8.2m (0)	9.6m (0)	2:14.95	30.61s	29.60s
6	Somebodys Girl	10	16.6m	13.8m (0)	15.2m (0)	2:15.28	30.61s	29.50s

Finish Position and metres gained

First Arrow shows distance gain/loss from 2nd Qtr to 3rd Qtr,
Second Arrow shows distance gain/loss from 3rd Qtr to Finish
Blue arrow indicates best gain in these quarters.



Visual positions in race at 2nd Quarter

800



Visual positions in race at 3rd Quarter

400

Leeton Race 5 Distance 1758m

Tuesday, 8 July 2025


Gross Time: 2:09.70 MileRate: 1:58.70 LeadTime: 10.00s First Qtr: 30.30s Second Qtr: 29.50s Third Qtr: 30.00s Fourth Qtr: 29.90s

DATA TABLE: 800 / 400 Posi's are position from leader and (how wide the horse was at that position)

No	Horse	Plc	Mar	800 Posi	400 Posi	Time	3rd Qtr	4th Qt
9	Smokin Pocket	1	0.0m	1.6m (1)	0.0m (1)	2:09.70	29.88s	29.90s
4	Rock The Nation	2	3.1m	8.4m (1)	3.6m (2)	2:09.94	29.64s	29.86s
2	Caribbean Pride	3	4.4m	12.6m (1)	9.0m (1)	2:10.04	29.73s	29.56s
6	Significant Laz	4	5.7m	18.0m (0)	19.6m (1)	2:10.15	30.12s	28.87s
8	Specta	5	8.6m	18.2m (1)	10.0m (2)	2:10.37	29.39s	29.80s
5	Bolanalong	6	9.6m	22.8m (1)	13.8m (2)	2:10.45	29.33s	29.59s
1	Always Be Brendan	7	10.0m	4.0m (0)	4.6m (1)	2:10.48	30.05s	30.30s
10	Scottie Mach	8	10.9m	13.0m (0)	13.4m (1)	2:10.55	30.03s	29.71s
7	Sheza Bettor Gem	9	24.0m	8.6m (0)	10.6m (0)	2:11.58	30.15s	30.90s
3	Murphys Reward	10	24.6m	0.0m (0)	2.0m (0)	2:11.63	30.15s	31.58s

Finish Position and metres gained

First Arrow shows distance gain/loss from 2nd Qtr to 3rd Qtr,
Second Arrow shows distance gain/loss from 3rd Qtr to Finish
Blue arrow indicates best gain in these quarters.



Visual positions in race at 2nd Quarter

800



Visual positions in race at 3rd Quarter

400



Powered by



Harness Analyser

Sectional Analysis Software

Not just form | Free Trial

www.facebook.com/PJHarnessRacing



RISE Digital, Harness Racing Australia nor the provider accepts any responsibility for the completeness or accuracy of any of the information contained herein, and makes no representations about its suitability for any particular purpose. Users should make their own judgements about those matters and/or seek independent advice. You assume all risks associated with use of data provided on this page

Leeton Race 6 Distance 1758m

Tuesday, 8 July 2025


Gross Time: 2:13.00 MileRate: 2:01.70 LeadTime: 10.40s First Qtr: 31.30s Second Qtr: 30.00s Third Qtr: 30.90s Fourth Qtr: 30.40s

DATA TABLE: 800 / 400 Posi's are position from leader and (how wide the horse was at that position)

No	Horse	Plc	Mar	800 Posi	400 Posi	Time	3rd Qtr	4th Qt
3	Reason To Laugh	1	0.0m	6.2m (1)	1.8m (2)	2:13.00	30.56s	30.26s
4	Ultimate Me	2	7.8m	2.0m (1)	0.0m (1)	2:13.62	30.75s	30.99s
8	Ernielovenboy	3	8.4m	10.0m (0)	8.6m (1)	2:13.67	30.79s	30.38s
1	Miami Surf	4	12.6m	0.0m (0)	0.0m (0)	2:14.00	30.91s	31.35s
10	Yoo Trish	5	16.9m	22.2m (1)	17.6m (2)	2:14.34	30.55s	30.35s
6	No More Promises	6	24.6m	19.8m (0)	18.0m (1)	2:14.96	30.77s	30.90s
7	Didnt I	7	33.2m	5.8m (0)	7.2m (0)	2:15.64	31.02s	32.36s
9	Artimos	8	34.0m	15.2m (0)	12.8m (0)	2:15.71	30.73s	32.00s
2	Bondi Prince	9	39.3m	11.8m (1)	14.2m (1)	2:16.13	31.10s	32.30s
5	Sherman	10	41.1m	16.8m (1)	12.8m (2)	2:16.27	30.61s	32.54s

Finish Position and metres gained

First Arrow shows distance gain/loss from 2nd Qtr to 3rd Qtr,
Second Arrow shows distance gain/loss from 3rd Qtr to Finish
Blue arrow indicates best gain in these quarters.



800

Visual positions in race at 2nd Quarter



400

Visual positions in race at 3rd Quarter



Powered by



Harness Analyser

Sectional Analysis Software

Not just form | Free Trial

www.facebook.com/PJHarnessRacing



RISE Digital, Harness Racing Australia nor the provider accepts any responsibility for the completeness or accuracy of any of the information contained herein, and makes no representations about its suitability for any particular purpose. Users should make their own judgements about those matters and/or seek independent advice. You assume all risks associated with use of data provided on this page

Leeton Race 7 Distance 2147m

Tuesday, 8 July 2025

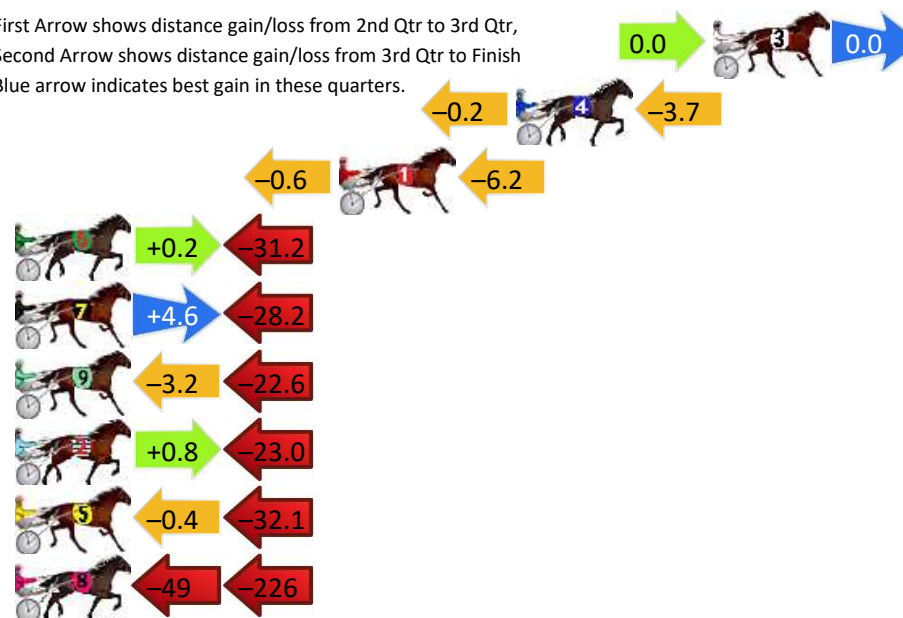
Gross Time: 2:42.70 MileRate: 2:02.00 LeadTime: 40.10s First Qtr: 30.30s Second Qtr: 30.60s Third Qtr: 32.40s Fourth Qtr: 29.30s

DATA TABLE: 800 / 400 Posi's are position from leader and (how wide the horse was at that position)

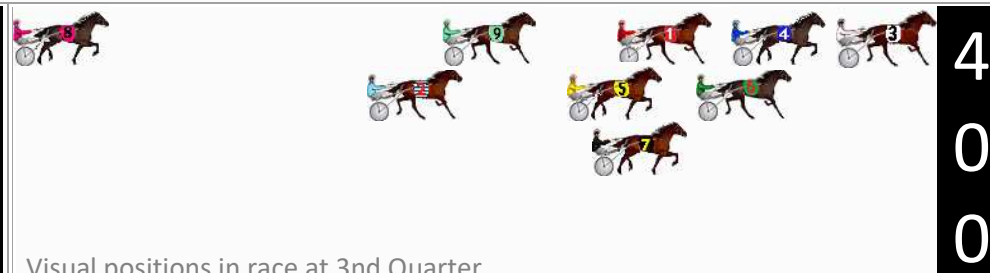
No	Horse	Plc	Mar	800 Posi	400 Posi	Time	3rd Qtr	4th Qt
3	Away Game	1	0.0m	0.0m (0)	0.0m (0)	2:42.70	32.40s	29.30s
4	Mister Raudonikis	2	7.9m	4.0m (0)	4.2m (0)	2:43.31	32.43s	29.57s
1	Tulhurst Chase	3	15.0m	8.2m (0)	8.8m (0)	2:43.85	32.47s	29.75s
6	Jungle Shark	4	36.8m	5.8m (1)	5.6m (1)	2:45.53	32.50s	31.57s
7	Big Cool	5	38.0m	14.4m (1)	9.8m (2)	2:45.62	32.16s	31.35s
9	Major Transparency	6	38.4m	12.6m (0)	15.8m (0)	2:45.65	32.73s	30.95s
2	Tinnysmedad	7	41.8m	19.6m (1)	18.8m (1)	2:45.91	32.43s	30.98s
5	Tommys Dream Girl	8	42.9m	10.4m (1)	10.8m (1)	2:46.00	32.55s	31.64s
8	Miss Vegas	9	275.9m	1.4m (1)	50.0m (0)	3:03.90	37.00s	45.75s

Finish Position and metres gained

First Arrow shows distance gain/loss from 2nd Qtr to 3rd Qtr,
Second Arrow shows distance gain/loss from 3rd Qtr to Finish
Blue arrow indicates best gain in these quarters.



Visual positions in race at 2nd Quarter



Visual positions in race at 3rd Quarter

Leeton Race 8 Distance 2147m

Tuesday, 8 July 2025

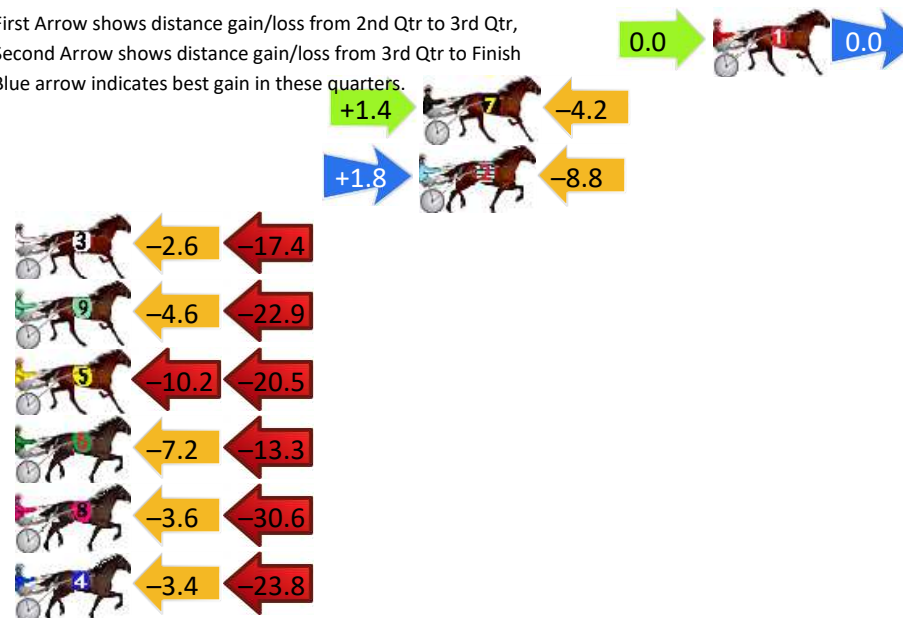
Gross Time: 2:42.30 MileRate: 2:01.70 LeadTime: 40.30s First Qtr: 33.00s Second Qtr: 30.20s Third Qtr: 29.80s Fourth Qtr: 29.00s

DATA TABLE: 800 / 400 Posi's are position from leader and (how wide the horse was at that position)

No	Horse	Plc	Mar	800 Posi	400 Posi	Time	3rd Qtr	4th Qt
1	Mister Boombastik	1	0.0m	0.0m (0)	0.0m (0)	2:42.30	29.80s	29.00s
7	Slipalong Saint	2	11.6m	8.8m (1)	7.4m (1)	2:43.18	29.70s	29.30s
2	Miki Loch	3	11.8m	4.8m (1)	3.0m (1)	2:43.20	29.68s	29.63s
3	Miss Miki May	4	33.4m	13.4m (1)	16.0m (2)	2:44.84	30.01s	30.25s
9	Sounds Treacherous	5	36.3m	8.8m (0)	13.4m (1)	2:45.06	30.16s	30.65s
5	Kristysgirl	6	38.1m	7.4m (2)	17.6m (3)	2:45.20	30.57s	30.48s
6	Young Nelson	7	38.1m	17.6m (1)	24.8m (0)	2:45.20	30.34s	29.96s
8	Alighieri	8	39.0m	4.8m (0)	8.4m (0)	2:45.27	30.09s	31.21s
4	Shouldbetwobytwo	9	40.2m	13.0m (0)	16.4m (0)	2:45.36	30.07s	30.72s

Finish Position and metres gained

First Arrow shows distance gain/loss from 2nd Qtr to 3rd Qtr,
Second Arrow shows distance gain/loss from 3rd Qtr to Finish
Blue arrow indicates best gain in these quarters.



Visual positions in race at 2nd Quarter



Visual positions in race at 3rd Quarter