

Bathurst Race 1 Distance 2260m

Wednesday, 9 July 2025


Gross Time: 2:44.60 MileRate: 1:57.20 LeadTime: 47.70s First Qtr: 29.50s Second Qtr: 28.90s Third Qtr: 29.50s Fourth Qtr: 29.00s

DATA TABLE: 800 / 400 Posi's are position from leader and (how wide the horse was at that position)

No	Horse	Plc	Mar	800 Posi	400 Posi	Time	3rd Qtr	4th Qt
1	Tulhurst Timmy	1	0.0m	4.2m (0)	4.0m (0)	2:44.60	29.48s	28.71s
2	Smokeshow	2	1.8m	0.0m (0)	0.0m (0)	2:44.74	29.50s	29.13s
9	Jamberoo Ark	3	10.4m	8.2m (0)	8.0m (0)	2:45.39	29.49s	29.17s
3	Rocky Leigh	4	19.5m	12.4m (0)	12.0m (0)	2:46.08	29.48s	29.54s
6	Gabbys Sportstar	5	24.8m	9.4m (1)	13.8m (2)	2:46.49	29.83s	29.79s
4	Potter	6	32.5m	13.4m (1)	14.2m (3)	2:47.07	29.57s	30.32s
8	Chelseas Girl	7	33.4m	1.6m (2)	6.8m (1)	2:47.14	29.89s	30.92s
5	The Handsome One	8	36.6m	5.2m (1)	9.8m (2)	2:47.39	29.85s	30.93s
7	Taramin	9	37.8m	19.6m (0)	16.4m (0)	2:47.48	29.28s	30.54s

Finish Position and metres gained

First Arrow shows distance gain/loss from 2nd Qtr to 3rd Qtr,
Second Arrow shows distance gain/loss from 3rd Qtr to Finish
Blue arrow indicates best gain in these quarters.



Visual positions in race at 2nd Quarter

800



Visual positions in race at 3rd Quarter

400



Powered by



Harness Analyser

Sectional Analysis Software

Not just form | Free Trial

www.facebook.com/PJHarnessRacing



RISE Digital, Harness Racing Australia nor the provider accepts any responsibility for the completeness or accuracy of any of the information contained herein, and makes no representations about its suitability for any particular purpose. Users should make their own judgements about those matters and/or seek independent advice. You assume all risks associated with use of data provided on this page

Bathurst Race 2 Distance 1730m

Wednesday, 9 July 2025




Gross Time: 2:04.00 MileRate: 1:55.40 LeadTime: 8.60s First Qtr: 26.90s Second Qtr: 30.80s Third Qtr: 29.20s Fourth Qtr: 28.50s

DATA TABLE: 800 / 400 Posi's are position from leader and (how wide the horse was at that position)

No	Horse	Plc	Mar	800 Posi	400 Posi	Time	3rd Qtr	4th Qt
10	The Rogue I Am	1	0.0m	5.8m (1)	4.2m (1)	2:04.00	29.08s	28.20s
9	Electra Girl	2	0.8m	10.6m (1)	8.6m (1)	2:04.06	29.05s	27.95s
4	Tapaganoosh	3	2.6m	15.0m (1)	13.2m (1)	2:04.19	29.06s	27.75s
5	Uncle Sporty	4	4.3m	12.8m (0)	12.0m (0)	2:04.32	29.14s	27.95s
2	Seasider	5	4.4m	4.0m (0)	3.8m (0)	2:04.33	29.19s	28.54s
3	Uncle Tony	6	6.5m	1.6m (1)	0.0m (1)	2:04.49	29.09s	28.96s
8	Tearin Up The Sand	7	6.8m	0.0m (0)	0.0m (0)	2:04.51	29.21s	28.98s
7	Bohemian Brawler	8	9.2m	19.2m (1)	18.2m (1)	2:04.69	29.12s	27.86s
6	Runkle	9	12.6m	33.0m (0)	28.6m (0)	2:04.94	28.87s	27.37s
1	Ratatattat	10	47.5m	8.2m (0)	8.0m (0)	2:07.56	29.22s	31.30s

Finish Position and metres gained

First Arrow shows distance gain/loss from 2nd Qtr to 3rd Qtr,
Second Arrow shows distance gain/loss from 3rd Qtr to Finish
Blue arrow indicates best gain in these quarters.



Bathurst Race 3 Distance 1730m

Wednesday, 9 July 2025

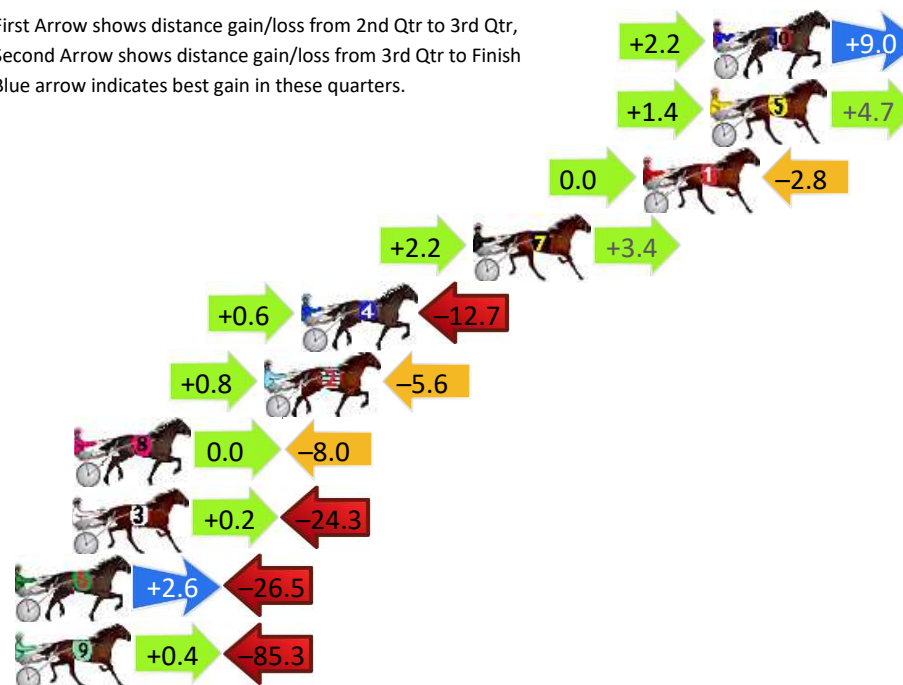
Gross Time: 2:02.60 MileRate: 1:54.10 LeadTime: 8.00s First Qtr: 28.60s Second Qtr: 29.70s Third Qtr: 28.90s Fourth Qtr: 27.40s

DATA TABLE: 800 / 400 Posi's are position from leader and (how wide the horse was at that position)

No	Horse	Plc	Mar	800 Posi	400 Posi	Time	3rd Qtr	4th Qt
10	Forever Onthe Punt	1	0.0m	11.2m (1)	9.0m (2)	2:02.60	28.73s	26.79s
5	Papa Joe	2	0.1m	6.2m (1)	4.8m (2)	2:02.61	28.79s	27.08s
1	Take His Place	3	2.8m	0.0m (0)	0.0m (0)	2:02.80	28.91s	27.59s
7	Astral Stride	4	9.6m	15.2m (1)	13.0m (2)	2:03.29	28.74s	27.17s
4	Elite George	5	16.5m	4.4m (0)	3.8m (0)	2:03.79	28.88s	28.27s
2	The Samurai	6	18.0m	13.2m (0)	12.4m (0)	2:03.90	28.85s	27.78s
8	Mammals Reason	7	25.6m	17.6m (0)	17.6m (0)	2:04.45	28.91s	27.94s
3	Mysterious Beach	8	25.7m	1.6m (1)	1.4m (1)	2:04.45	28.93s	29.06s
6	Mother Was A Mudda	9	43.5m	19.6m (1)	17.0m (1)	2:05.74	28.77s	29.21s
9	Mammals Blaze	10	93.5m	8.6m (0)	8.2m (0)	2:09.34	29.03s	33.21s

Finish Position and metres gained

First Arrow shows distance gain/loss from 2nd Qtr to 3rd Qtr, Second Arrow shows distance gain/loss from 3rd Qtr to Finish Blue arrow indicates best gain in these quarters.



800

Visual positions in race at 2nd Quarter



400

Visual positions in race at 3rd Quarter



Powered by



Harness Analyser

Sectional Analysis Software

Not just form | Free Trial

www.facebook.com/PJHarnessRacing



RISE Digital, Harness Racing Australia nor the provider accepts any responsibility for the completeness or accuracy of any of the information contained herein, and makes no representations about its suitability for any particular purpose. Users should make their own judgements about those matters and/or seek independent advice. You assume all risks associated with use of data provided on this page

Bathurst Race 4 Distance 1730m

Wednesday, 9 July 2025

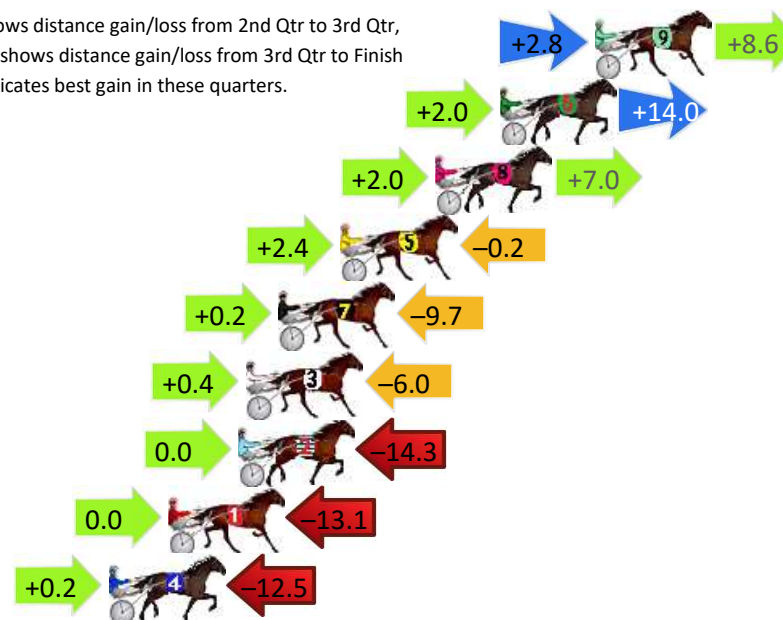
Gross Time: 2:04.90 MileRate: 1:56.20 LeadTime: 8.10s First Qtr: 28.60s Second Qtr: 30.80s Third Qtr: 29.50s Fourth Qtr: 27.90s

DATA TABLE: 800 / 400 Posi's are position from leader and (how wide the horse was at that position)

No	Horse	Plc	Mar	800 Posi	400 Posi	Time	3rd Qtr	4th Qt
9	A True Love	1	0.0m	11.4m (1)	8.6m (3)	2:04.90	29.28s	27.30s
6	Delightful Star	2	3.8m	19.8m (1)	17.8m (2)	2:05.18	29.33s	26.93s
8	She Maybe Bettor	3	6.4m	15.4m (1)	13.4m (2)	2:05.37	29.34s	27.41s
5	Time To Torque	4	10.2m	12.4m (0)	10.0m (1)	2:05.65	29.33s	27.91s
7	Tisbury Rocks	5	12.7m	3.2m (1)	3.0m (1)	2:05.83	29.51s	28.57s
3	Windy Hill Lucy	6	14.0m	8.4m (0)	8.0m (0)	2:05.93	29.48s	28.32s
2	Sharper Memory	7	14.3m	0.0m (0)	0.0m (0)	2:05.95	29.53s	28.89s
1	Lucky Zara	8	17.1m	4.0m (0)	4.0m (0)	2:06.15	29.53s	28.81s
4	The Accidental One	9	19.5m	7.2m (1)	7.0m (2)	2:06.33	29.51s	28.77s

Finish Position and metres gained

First Arrow shows distance gain/loss from 2nd Qtr to 3rd Qtr,
Second Arrow shows distance gain/loss from 3rd Qtr to Finish
Blue arrow indicates best gain in these quarters.



800

Visual positions in race at 2nd Quarter



400

Visual positions in race at 3rd Quarter



Powered by



Harness Analyser

Sectional Analysis Software

Not just form | Free Trial

www.facebook.com/PJHarnessRacing



RISE Digital, Harness Racing Australia nor the provider accepts any responsibility for the completeness or accuracy of any of the information contained herein, and makes no representations about its suitability for any particular purpose. Users should make their own judgements about those matters and/or seek independent advice. You assume all risks associated with use of data provided on this page

Bathurst Race 5 Distance 1730m

Wednesday, 9 July 2025

Gross Time: 2:03.10

MileRate: 1:54.50

LeadTime: 8.30s

First Qtr: 28.90s

Second Qtr: 30.50s

Third Qtr: 27.50s


Fourth Qtr: 27.90s

DATA TABLE: 800 / 400 Posi's are position from leader and (how wide the horse was at that position)

No	Horse	Plc	Mar	800 Posi	400 Posi	Time	3rd Qtr	4th Qt
1	Hes Chiming	1	0.0m	0.0m (0)	0.0m (0)	2:03.10	27.50s	27.90s
5	Im Desirable	2	5.5m	7.0m (1)	7.2m (2)	2:03.50	27.51s	27.78s
6	Baxter Red	3	6.8m	14.6m (0)	16.0m (0)	2:03.60	27.60s	27.26s
4	Hunter Shannon	4	6.9m	2.8m (1)	3.8m (1)	2:03.61	27.57s	28.12s
9	Huta	5	7.5m	5.8m (0)	6.8m (0)	2:03.65	27.57s	27.95s
7	Bettors Hope	6	9.7m	11.2m (1)	12.0m (2)	2:03.81	27.56s	27.74s
2	Rebounder	7	9.9m	18.6m (0)	14.4m (1)	2:03.83	27.21s	27.59s
10	Saint Veran	8	10.2m	10.0m (0)	11.2m (0)	2:03.85	27.58s	27.83s
8	Pas De Cheval	9	12.6m	19.2m (1)	21.2m (2)	2:04.02	27.64s	27.30s
3	Works For Me	10	15.4m	15.4m (1)	16.4m (2)	2:04.23	27.57s	27.83s


Finish Position and metres gained

First Arrow shows distance gain/loss from 2nd Qtr to 3rd Qtr,
Second Arrow shows distance gain/loss from 3rd Qtr to Finish
Blue arrow indicates best gain in these quarters.



800

Visual positions in race at 2nd Quarter



400

Visual positions in race at 3rd Quarter



Powered by



Harness Analyser

Sectional Analysis Software

Not just form | Free Trial

www.facebook.com/PJHarnessRacing



RISE Digital, Harness Racing Australia nor the provider accepts any responsibility for the completeness or accuracy of any of the information contained herein, and makes no representations about its suitability for any particular purpose. Users should make their own judgements about those matters and/or seek independent advice. You assume all risks associated with use of data provided on this page

Bathurst Race 6 Distance 2260m

Wednesday, 9 July 2025



Gross Time: 2:44.40 MileRate: 1:57.10 LeadTime: 46.50s First Qtr: 30.00s Second Qtr: 30.00s Third Qtr: 29.20s Fourth Qtr: 28.70s

DATA TABLE: 800 / 400 Posi's are position from leader and (how wide the horse was at that position)

No	Horse	Plc	Mar	800 Posi	400 Posi	Time	3rd Qtr	4th Qt
9	Shell Shock	1	0.0m	3.8m (0)	4.4m (0)	2:44.40	29.24s	28.39s
10	Rowdy Shannon	2	1.0m	14.2m (1)	1.4m (2)	2:44.48	28.28s	28.67s
4	Drive To The Beach	3	1.9m	10.2m (1)	6.4m (2)	2:44.54	28.92s	28.38s
5	Happy Reg	4	4.7m	18.6m (1)	8.2m (3)	2:44.75	28.45s	28.45s
6	Pops Legacy	5	10.4m	15.2m (0)	12.4m (0)	2:45.18	29.00s	28.56s
3	Dark Terror	6	11.5m	1.4m (1)	1.0m (1)	2:45.27	29.18s	29.45s
2	My Ultimate Skeeta	7	11.6m	7.8m (0)	8.4m (0)	2:45.27	29.25s	28.93s
1	Kadar	8	13.4m	0.0m (0)	0.0m (0)	2:45.41	29.21s	29.66s
7	Bushy Beach	9	83.3m	6.0m (1)	8.0m (1)	2:50.68	29.39s	34.07s

Finish Position and metres gained

First Arrow shows distance gain/loss from 2nd Qtr to 3rd Qtr,
Second Arrow shows distance gain/loss from 3rd Qtr to Finish
Blue arrow indicates best gain in these quarters.



Visual positions in race at 2nd Quarter



Visual positions in race at 3rd Quarter

Bathurst Race 7 Distance 2260m

Wednesday, 9 July 2025

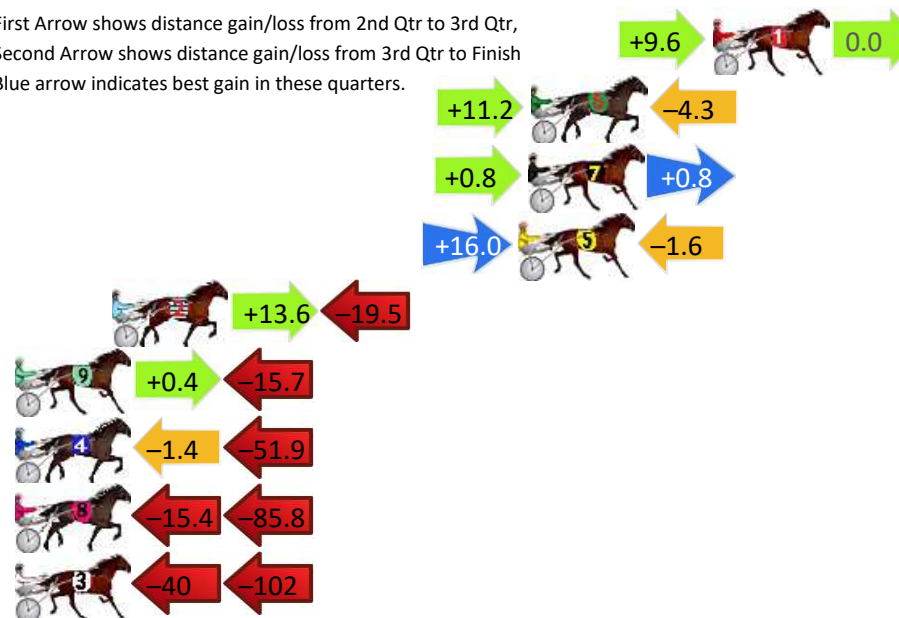
Gross Time: 2:45.40 MileRate: 1:57.80 LeadTime: 46.10s First Qtr: 30.60s Second Qtr: 30.00s Third Qtr: 29.80s Fourth Qtr: 28.90s

DATA TABLE: 800 / 400 Posi's are position from leader and (how wide the horse was at that position)

No	Horse	Plc	Mar	800 Posi	400 Posi	Time	3rd Qtr	4th Qt
1	Mike Ross	1	0.0m	9.6m (0)	0.0m (2)	2:45.40	29.10s	28.90s
6	Puppeteer	2	7.3m	14.2m (1)	3.0m (1)	2:45.95	28.99s	29.21s
7	Hillview Sam	3	7.4m	9.0m (1)	8.2m (1)	2:45.96	29.74s	28.84s
5	Helens Boy	4	7.8m	22.2m (0)	6.2m (2)	2:45.99	28.63s	29.01s
2	Nikalong Mint	5	24.1m	18.2m (0)	4.6m (3)	2:47.23	28.83s	30.30s
9	One Stunin Melody	6	28.9m	13.6m (0)	13.2m (1)	2:47.59	29.79s	30.03s
4	Harvey Hughes	7	57.7m	4.4m (1)	5.8m (0)	2:49.78	29.96s	32.63s
8	Queenhigh Flush	8	101.2m	0.0m (0)	15.4m (0)	2:53.08	31.02s	35.06s
3	Surfin At Midnight	9	146.2m	5.6m (0)	45.0m (0)	2:56.49	32.79s	36.17s

Finish Position and metres gained

First Arrow shows distance gain/loss from 2nd Qtr to 3rd Qtr,
Second Arrow shows distance gain/loss from 3rd Qtr to Finish
Blue arrow indicates best gain in these quarters.



Visual positions in race at 2nd Quarter



Visual positions in race at 3rd Quarter



Powered by



Harness Analyser

Sectional Analysis Software

Not just form | Free Trial

www.facebook.com/PJHarnessRacing



RISE Digital, Harness Racing Australia nor the provider accepts any responsibility for the completeness or accuracy of any of the information contained herein, and makes no representations about its suitability for any particular purpose. Users should make their own judgements about those matters and/or seek independent advice. You assume all risks associated with use of data provided on this page

Bathurst Race 8 Distance 2260m

Wednesday, 9 July 2025

Gross Time: 2:49.30

MileRate: 2:00.50

LeadTime: 49.00s

First Qtr: 31.90s

Second Qtr: 31.30s

Third Qtr: 29.40s


Fourth Qtr: 27.70s

DATA TABLE: 800 / 400 Posi's are position from leader and (how wide the horse was at that position)

No	Horse	Plc	Mar	800 Posi	400 Posi	Time	3rd Qtr	4th Qt
4	Princess Ballerina	1	0.0m	0.0m (0)	0.0m (0)	2:49.30	29.40s	27.70s
9	Our Big Bee	2	11.8m	12.0m (0)	17.2m (1)	2:50.16	29.76s	27.33s
10	Calm Reason	3	14.8m	4.2m (1)	6.8m (0)	2:50.38	29.60s	28.25s
1	Shes Dunna Runna	4	19.7m	8.0m (0)	13.0m (1)	2:50.74	29.77s	28.16s
6	Dixie Shannon	5	21.8m	8.0m (1)	11.8m (2)	2:50.89	29.69s	28.39s
3	Bettor Brilliance	6	25.1m	16.2m (0)	22.4m (0)	2:51.13	29.85s	27.89s
7	My Ultimate Woody	7	36.9m	12.2m (1)	16.4m (2)	2:51.99	29.74s	29.11s
8	Mygirlvenus	8	46.9m	0.0m (1)	3.2m (1)	2:52.72	29.72s	30.71s
2	Esthers Last	9	150.2m	4.2m (0)	11.8m (0)	3:00.24	30.23s	37.23s

Finish Position and metres gained

First Arrow shows distance gain/loss from 2nd Qtr to 3rd Qtr,
Second Arrow shows distance gain/loss from 3rd Qtr to Finish
Blue arrow indicates best gain in these quarters.



800

Visual positions in race at 2nd Quarter



400

Visual positions in race at 3rd Quarter



Powered by



Harness Analyser

Sectional Analysis Software

Not just form | Free Trial

www.facebook.com/PJHarnessRacing



RISE Digital, Harness Racing Australia nor the provider accepts any responsibility for the completeness or accuracy of any of the information contained herein, and makes no representations about its suitability for any particular purpose. Users should make their own judgements about those matters and/or seek independent advice. You assume all risks associated with use of data provided on this page