

# Newcastle Race 1 Distance 1609m

Tuesday, 19 August 2025


Gross Time: 1:59.40 MileRate: 1:59.40 LeadTime: 0.00s First Qtr: 28.60s Second Qtr: 29.90s Third Qtr: 29.90s Fourth Qtr: 31.00s

DATA TABLE: 800 / 400 Posi's are position from leader and (how wide the horse was at that position)

NoHorse	Plc	Mar	800 Posi	400 Posi	Time	3rd Qtr	4th Qt
8 Im No Gift	1	0.0m	15.8m (1)	8.8m (2)	1:59.40	29.38s	30.32s
10 What For	2	1.9m	8.0m (1)	0.0m (1)	1:59.55	29.29s	31.15s
5 Noworries	3	7.1m	18.2m (0)	18.0m (2)	1:59.98	29.90s	30.16s
2 Robyn Taylor	4	10.4m	8.0m (0)	8.8m (0)	2:00.24	29.96s	31.12s
6 Ollie One Shot	5	11.0m	11.6m (1)	4.8m (2)	2:00.29	29.38s	31.48s
4 Artful Babe	6	11.4m	4.0m (0)	5.0m (0)	2:00.32	29.97s	31.49s
7 Dream To Dance	7	13.5m	19.8m (1)	13.4m (2)	2:00.49	29.42s	31.01s
1 Carolsdiamond	8	18.6m	0.0m (0)	0.6m (0)	2:00.91	29.92s	32.39s
3 Glenn Ford	9	18.7m	3.8m (1)	5.2m (1)	2:00.92	29.99s	32.04s
9 Our Lucille	10	20.8m	13.8m (0)	13.4m (0)	2:01.09	29.86s	31.57s

## Finish Position and metres gained

First Arrow shows distance gain/loss from 2nd Qtr to 3rd Qtr,  
Second Arrow shows distance gain/loss from 3rd Qtr to Finish  
Blue arrow indicates best gain in these quarters.



800

Visual positions in race at 2nd Quarter



400

Visual positions in race at 3rd Quarter



Powered by



Harness Analyser

Sectional Analysis Software

Not just form | Free Trial

[www.facebook.com/PJHarnessRacing](http://www.facebook.com/PJHarnessRacing)



RISE Digital, Harness Racing Australia nor the provider accepts any responsibility for the completeness or accuracy of any of the information contained herein, and makes no representations about its suitability for any particular purpose. Users should make their own judgements about those matters and/or seek independent advice. You assume all risks associated with use of data provided on this page

# Newcastle Race 2 Distance 1609m

Tuesday, 19 August 2025



Gross Time: 1:55.90 MileRate: 1:55.90 LeadTime: 0.00s First Qtr: 28.00s Second Qtr: 31.10s Third Qtr: 27.90s Fourth Qtr: 28.90s

DATA TABLE: 800 / 400 Posi's are position from leader and (how wide the horse was at that position)

No	Horse	Plc	Mar	800 Posi	400 Posi	Time	3rd Qtr	4th Qt
10	Grumpyshannon	1	0.0m	2.2m (1)	0.0m (1)	1:55.90	27.74s	28.90s
2	Rock Am Alyeska	2	6.1m	0.0m (0)	0.0m (0)	1:56.36	27.89s	29.34s
9	Shalamar Miss	3	15.9m	10.0m (0)	10.0m (0)	1:57.11	27.89s	29.32s
1	Miki Be Free	4	16.0m	5.2m (0)	5.6m (0)	1:57.11	27.92s	29.65s
5	Aderfaki	5	18.0m	6.4m (1)	5.0m (1)	1:57.27	27.78s	29.83s
8	Rorey Jay	6	19.8m	18.4m (0)	20.6m (1)	1:57.40	28.06s	28.84s
4	Charjo	7	21.1m	11.4m (1)	9.4m (1)	1:57.50	27.74s	29.74s
3	Wicked Legend	8	25.1m	15.6m (1)	13.6m (1)	1:57.80	27.74s	29.73s
6	Altiano	9	30.1m	20.2m (1)	17.4m (2)	1:58.18	27.69s	29.81s
7	Major Maverick	10	42.8m	14.0m (0)	16.2m (0)	1:59.15	28.02s	30.81s

## Finish Position and metres gained

First Arrow shows distance gain/loss from 2nd Qtr to 3rd Qtr,  
Second Arrow shows distance gain/loss from 3rd Qtr to Finish  
Blue arrow indicates best gain in these quarters.



800

Visual positions in race at 2nd Quarter



400

Visual positions in race at 3rd Quarter



Powered by



Harness Analyser

Sectional Analysis Software

Not just form | Free Trial

[www.facebook.com/PJHarnessRacing](http://www.facebook.com/PJHarnessRacing)



RISE Digital, Harness Racing Australia nor the provider accepts any responsibility for the completeness or accuracy of any of the information contained herein, and makes no representations about its suitability for any particular purpose. Users should make their own judgements about those matters and/or seek independent advice. You assume all risks associated with use of data provided on this page

# Newcastle Race 3 Distance 1609m

Tuesday, 19 August 2025

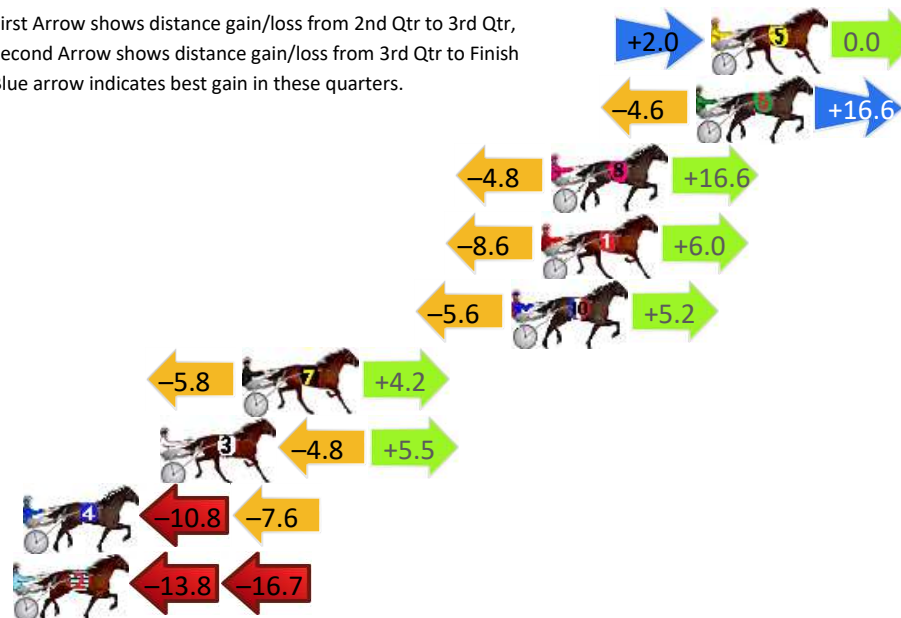
Gross Time: 1:57.10 MileRate: 1:57.10 LeadTime: 0.00s First Qtr: 28.10s Second Qtr: 30.00s Third Qtr: 27.70s Fourth Qtr: 31.30s

DATA TABLE: 800 / 400 Posi's are position from leader and (how wide the horse was at that position)


NoHorse	Plc	Mar	800 Posi	400 Posi	Time	3rd Qtr	4th Qt
5 Peppercorn Barry	1	0.0m	2.0m (1)	0.0m (0)	1:57.10	27.55s	31.30s
6 Halloween	2	0.6m	12.6m (1)	17.2m (2)	1:57.15	28.11s	30.01s
8 Lucky Rictor	3	6.4m	18.2m (1)	23.0m (2)	1:57.62	28.13s	30.01s
1 Major Doodle	4	6.8m	4.2m (0)	12.8m (0)	1:57.66	28.36s	30.83s
10 Specialize Lou	5	8.0m	7.6m (1)	13.2m (2)	1:57.75	28.13s	30.90s
7 Abridged	6	18.8m	17.2m (0)	23.0m (1)	1:58.64	28.14s	30.97s
3 Mystical Sunshine	7	22.1m	22.8m (1)	27.6m (0)	1:58.91	28.08s	30.87s
4 Rocknroll Tony	8	27.6m	9.2m (0)	20.0m (0)	1:59.36	28.46s	31.89s
2 Jimmy Steel	9	30.5m	0.0m (0)	13.8m (1)	1:59.60	28.64s	32.60s

## Finish Position and metres gained

First Arrow shows distance gain/loss from 2nd Qtr to 3rd Qtr,  
Second Arrow shows distance gain/loss from 3rd Qtr to Finish  
Blue arrow indicates best gain in these quarters.



Visual positions in race at 2nd Quarter



Visual positions in race at 3rd Quarter

# Newcastle Race 4 Distance 1609m

Tuesday, 19 August 2025


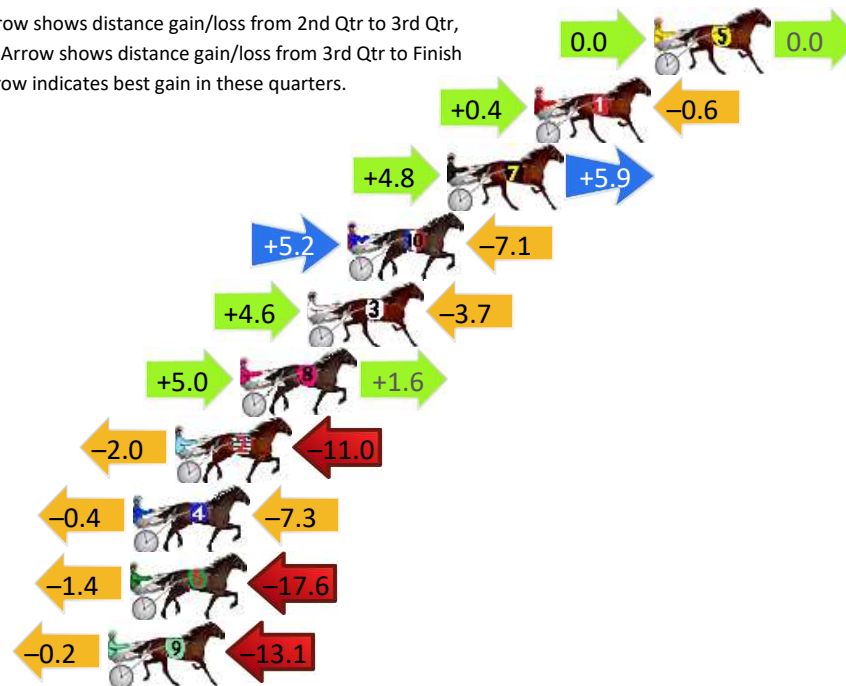
Gross Time: 1:55.60 MileRate: 1:55.60 LeadTime: 0.00s First Qtr: 27.40s Second Qtr: 30.90s Third Qtr: 28.20s Fourth Qtr: 29.10s

DATA TABLE: 800 / 400 Posi's are position from leader and (how wide the horse was at that position)

No	Horse	Plc	Mar	800 Posi	400 Posi	Time	3rd Qtr	4th Qt
5	Smooth Rolling	1	0.0m	0.0m (0)	0.0m (0)	1:55.60	28.20s	29.10s
1	Uncle Gregory	2	4.8m	4.6m (0)	4.2m (0)	1:55.97	28.17s	29.14s
7	Bring Your Best	3	8.3m	19.0m (1)	14.2m (2)	1:56.23	27.86s	28.67s
10	Ire Of The Dragon	4	12.3m	10.4m (1)	5.2m (2)	1:56.54	27.82s	29.61s
3	Slingshot	5	13.9m	14.8m (1)	10.2m (2)	1:56.66	27.87s	29.37s
8	Grosestar	6	16.6m	23.2m (1)	18.2m (0)	1:56.87	27.85s	28.98s
2	Our Art Christian	7	19.2m	6.2m (1)	8.2m (1)	1:57.07	28.33s	29.90s
4	Spearhead	8	20.9m	13.2m (0)	13.6m (0)	1:57.20	28.22s	29.63s
6	Tough Talks	9	21.0m	2.0m (1)	3.4m (1)	1:57.20	28.28s	30.37s
9	Roses Are Best	10	21.9m	8.6m (0)	8.8m (0)	1:57.27	28.20s	30.05s

## Finish Position and metres gained

First Arrow shows distance gain/loss from 2nd Qtr to 3rd Qtr,  
Second Arrow shows distance gain/loss from 3rd Qtr to Finish  
Blue arrow indicates best gain in these quarters.



Visual positions in race at 2nd Quarter



Visual positions in race at 3rd Quarter



# Newcastle Race 5 Distance 1609m

Tuesday, 19 August 2025


Gross Time: 1:56.50 MileRate: 1:56.50 LeadTime: 0.00s First Qtr: 27.50s Second Qtr: 30.30s Third Qtr: 28.80s Fourth Qtr: 29.90s

DATA TABLE: 800 / 400 Posi's are position from leader and (how wide the horse was at that position)

No	Horse	Plc	Mar	800 Posi	400 Posi	Time	3rd Qtr	4th Qt
5	Katlas Dream	1	0.0m	13.2m (1)	8.2m (2)	1:56.50	28.45s	29.29s
9	Longwindingroad	2	0.1m	9.2m (1)	4.0m (2)	1:56.51	28.43s	29.61s
6	Agiftfromtheangels	3	1.6m	12.6m (0)	11.8m (0)	1:56.63	28.76s	29.14s
4	Will I Am	4	5.2m	0.0m (0)	0.0m (0)	1:56.91	28.79s	30.29s
2	Rocknroll Rambo	5	5.3m	4.2m (0)	3.6m (1)	1:56.92	28.75s	30.03s
8	Fleur Bella	6	9.8m	16.8m (0)	17.0m (1)	1:57.27	28.82s	29.36s
7	War Western	7	12.4m	17.0m (1)	12.4m (2)	1:57.47	28.46s	29.90s
1	De La Renta	8	14.7m	8.6m (0)	7.6m (0)	1:57.65	28.72s	30.43s
3	Be Good Benny	9	36.6m	5.2m (1)	8.4m (1)	1:59.37	28.99s	32.00s

## Finish Position and metres gained

First Arrow shows distance gain/loss from 2nd Qtr to 3rd Qtr,  
Second Arrow shows distance gain/loss from 3rd Qtr to Finish  
Blue arrow indicates best gain in these quarters.



800

Visual positions in race at 2nd Quarter



400

Visual positions in race at 3rd Quarter



Powered by



Harness Analyser

Sectional Analysis Software

Not just form | Free Trial

[www.facebook.com/PJHarnessRacing](https://www.facebook.com/PJHarnessRacing)



RISE Digital, Harness Racing Australia nor the provider accepts any responsibility for the completeness or accuracy of any of the information contained herein, and makes no representations about its suitability for any particular purpose. Users should make their own judgements about those matters and/or seek independent advice. You assume all risks associated with use of data provided on this page

# Newcastle Race 6 Distance 1609m

Tuesday, 19 August 2025


Gross Time: 1:56.80 MileRate: 1:56.80 LeadTime: 0.00s First Qtr: 29.50s Second Qtr: 30.50s Third Qtr: 28.20s Fourth Qtr: 28.60s

DATA TABLE: 800 / 400 Posi's are position from leader and (how wide the horse was at that position)

No	Horse	Plc	Mar	800 Posi	400 Posi	Time	3rd Qtr	4th Qt
1	Louie Dada	1	0.0m	0.0m (0)	0.0m (0)	1:56.80	28.20s	28.60s
9	Lils Nightmare	2	1.6m	4.0m (0)	4.2m (0)	1:56.92	28.22s	28.42s
5	Spirit King	3	7.2m	16.0m (1)	7.0m (2)	1:57.34	27.56s	28.61s
6	Explosive Bronski	4	8.0m	2.8m (1)	2.6m (1)	1:57.40	28.18s	28.98s
10	Hot Cruise Control	5	8.9m	8.0m (0)	9.6m (0)	1:57.47	28.31s	28.55s
4	Bodyline	6	12.0m	11.6m (1)	12.4m (1)	1:57.70	28.26s	28.57s
2	Nifty Studleigh	7	13.1m	7.6m (1)	8.4m (1)	1:57.78	28.25s	28.93s
7	Magic Matteo	8	13.5m	12.4m (0)	14.0m (0)	1:57.81	28.31s	28.56s
3	Drakaina	9	15.9m	16.6m (0)	16.6m (2)	1:57.99	28.20s	28.55s
8	Sinbinned	10	25.2m	20.2m (1)	11.8m (2)	1:58.69	27.60s	29.55s

## Finish Position and metres gained

First Arrow shows distance gain/loss from 2nd Qtr to 3rd Qtr,  
Second Arrow shows distance gain/loss from 3rd Qtr to Finish  
Blue arrow indicates best gain in these quarters.



800

Visual positions in race at 2nd Quarter



400

Visual positions in race at 3rd Quarter



Powered by



Harness Analyser

Sectional Analysis Software

Not just form | Free Trial

[www.facebook.com/PJHarnessRacing](https://www.facebook.com/PJHarnessRacing)



RISE Digital, Harness Racing Australia nor the provider accepts any responsibility for the completeness or accuracy of any of the information contained herein, and makes no representations about its suitability for any particular purpose. Users should make their own judgements about those matters and/or seek independent advice. You assume all risks associated with use of data provided on this page

# Newcastle Race 7 Distance 1609m

Tuesday, 19 August 2025


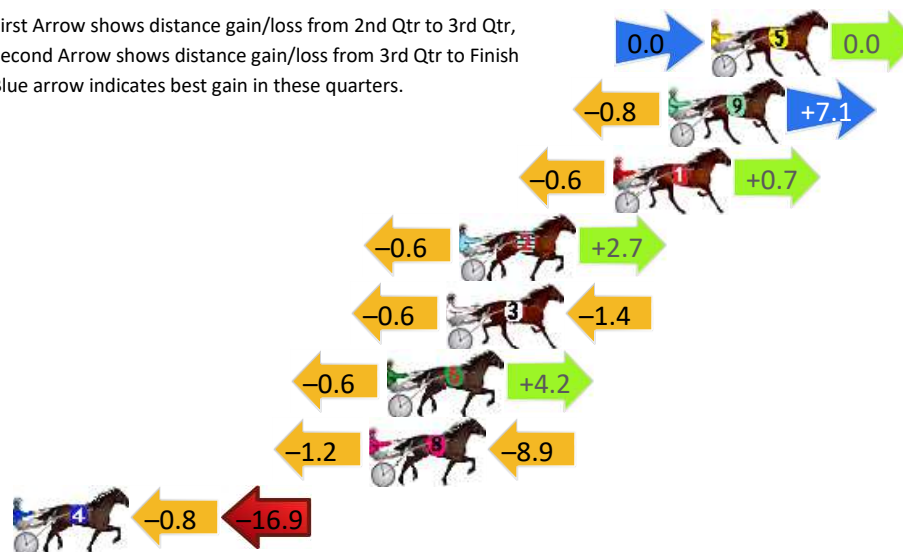
Gross Time: 1:54.40 MileRate: 1:54.40 LeadTime: 0.00s First Qtr: 28.10s Second Qtr: 29.00s Third Qtr: 28.00s Fourth Qtr: 29.30s

DATA TABLE: 800 / 400 Posi's are position from leader and (how wide the horse was at that position)

NoHorse	Plc	Mar	800 Posi	400 Posi	Time	3rd Qtr	4th Qt
5 First String	1	0.0m	0.0m (0)	0.0m (0)	1:54.40	28.00s	29.30s
9 Lochiel	2	1.7m	8.0m (0)	8.8m (0)	1:54.53	28.07s	28.78s
1 Mister Cheese	3	3.9m	4.0m (0)	4.6m (0)	1:54.70	28.04s	29.25s
2 Stealth Bomba	4	10.1m	12.2m (0)	12.8m (0)	1:55.18	28.05s	29.10s
3 Cheddar Valley	5	10.6m	8.6m (1)	9.2m (1)	1:55.21	28.04s	29.40s
6 Whereishe	6	13.0m	16.6m (1)	17.2m (1)	1:55.40	28.05s	28.99s
8 Heza Player	7	13.7m	3.6m (1)	4.8m (1)	1:55.45	28.07s	29.95s
4 Beersinmypocket	8	30.1m	12.4m (1)	13.2m (1)	1:56.71	28.03s	30.53s

## Finish Position and metres gained

First Arrow shows distance gain/loss from 2nd Qtr to 3rd Qtr,  
Second Arrow shows distance gain/loss from 3rd Qtr to Finish  
Blue arrow indicates best gain in these quarters.



Visual positions in race at 2nd Quarter



Visual positions in race at 3rd Quarter