

Young Race 1 Distance 1720m

Tuesday, 19 August 2025

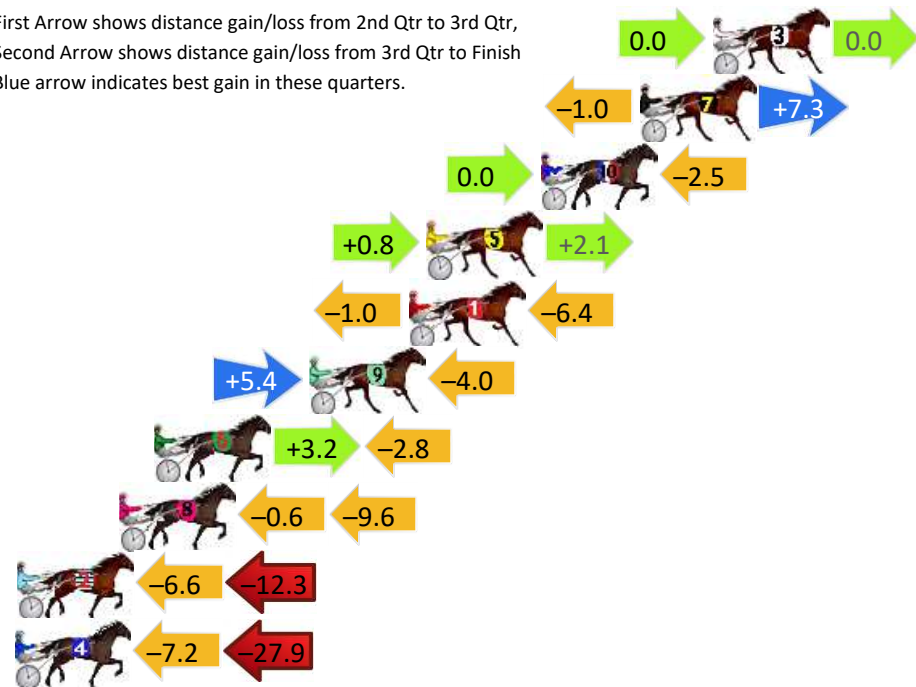
Gross Time: 2:07.50 MileRate: 1:59.30 LeadTime: 7.30s First Qtr: 28.80s Second Qtr: 32.40s Third Qtr: 29.50s Fourth Qtr: 29.50s

DATA TABLE: 800 / 400 Posi's are position from leader and (how wide the horse was at that position)

No	Horse	Plc	Mar	800 Posi	400 Posi	Time	3rd Qtr	4th Qt
3	Thats The Attitude	1	0.0m	0.0m (0)	0.0m (0)	2:07.50	29.50s	29.50s
7	Tulhurst Pebbles	2	2.9m	9.2m (0)	10.2m (1)	2:07.72	29.57s	28.96s
10	Shaken Sands	3	6.9m	4.4m (2)	4.4m (1)	2:08.03	29.50s	29.68s
5	Letstacoboutit	4	11.5m	14.4m (0)	13.6m (0)	2:08.39	29.44s	29.35s
1	One Stunin Melody	5	12.2m	4.8m (0)	5.8m (0)	2:08.44	29.57s	29.97s
9	Tukurua	6	16.2m	17.6m (1)	12.2m (4)	2:08.75	29.10s	29.79s
6	Stella Mach	7	22.4m	22.8m (1)	19.6m (2)	2:09.23	29.27s	29.71s
8	Redbank Harry	8	23.8m	13.6m (1)	14.2m (3)	2:09.34	29.54s	30.20s
2	Ingermarla	9	27.9m	9.0m (1)	15.6m (2)	2:09.66	29.98s	30.40s
4	Kozaczynski	10	39.5m	4.4m (1)	11.6m (2)	2:10.55	30.03s	31.55s

Finish Position and metres gained

First Arrow shows distance gain/loss from 2nd Qtr to 3rd Qtr, Second Arrow shows distance gain/loss from 3rd Qtr to Finish Blue arrow indicates best gain in these quarters.



Visual positions in race at 2nd Quarter



Visual positions in race at 3rd Quarter



Powered by
PJ Harness Analyser

Sectional Analysis Software
Not just form | Free Trial

www.facebook.com/PJHarnessRacing



RISE Digital, Harness Racing Australia nor the provider accepts any responsibility for the completeness or accuracy of any of the information contained herein, and makes no representations about its suitability for any particular purpose. Users should make their own judgements about those matters and/or seek independent advice. You assume all risks associated with use of data provided on this page

Young Race 2 Distance 1720m

Tuesday, 19 August 2025

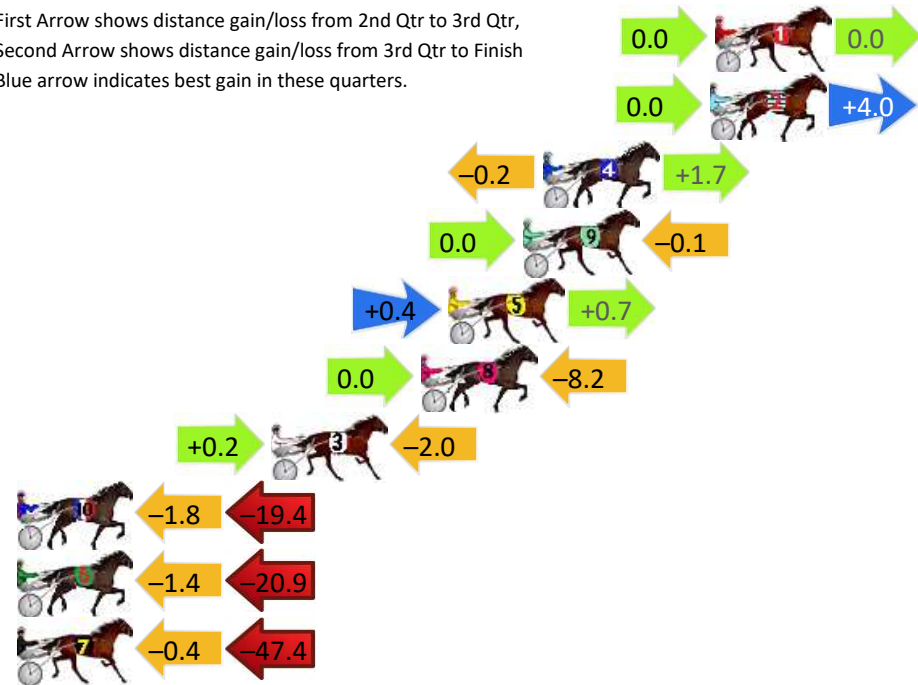
Gross Time: 2:08.40 MileRate: 2:00.10 LeadTime: 6.70s First Qtr: 30.00s Second Qtr: 32.60s Third Qtr: 29.80s Fourth Qtr: 29.30s

DATA TABLE: 800 / 400 Posi's are position from leader and (how wide the horse was at that position)

NoHorse	Plc	Mar	800 Posi	400 Posi	Time	3rd Qtr	4th Qt
1 Loyola Golf	1	0.0m	0.0m (0)	0.0m (0)	2:08.40	29.80s	29.30s
2 Our Dickie Bart	2	0.2m	4.2m (0)	4.2m (0)	2:08.42	29.80s	29.01s
4 Capitallee	3	6.9m	8.4m (0)	8.6m (0)	2:08.93	29.81s	29.18s
9 Line Me Up Bro	4	7.7m	7.6m (1)	7.6m (2)	2:08.99	29.80s	29.31s
5 Sheza Bettor Gem	5	10.7m	11.8m (1)	11.4m (1)	2:09.22	29.77s	29.25s
8 Alighieri	6	11.8m	3.6m (1)	3.6m (1)	2:09.31	29.81s	29.90s
3 Pencil Me In	7	17.8m	16.0m (1)	15.8m (2)	2:09.77	29.79s	29.45s
10 Jamberoo Ark	8	37.8m	16.6m (0)	18.4m (1)	2:11.30	29.94s	30.71s
6 Tigers Spirit	9	43.3m	21.0m (0)	22.4m (0)	2:11.73	29.92s	30.82s
7 Harvey Hughes	10	60.4m	12.6m (0)	13.0m (0)	2:13.04	29.86s	32.75s

Finish Position and metres gained

First Arrow shows distance gain/loss from 2nd Qtr to 3rd Qtr,
Second Arrow shows distance gain/loss from 3rd Qtr to Finish
Blue arrow indicates best gain in these quarters.



Visual positions in race at 2nd Quarter

800



Visual positions in race at 3rd Quarter

400



Powered by



Harness Analyser

Sectional Analysis Software

Not just form | Free Trial

www.facebook.com/PJHarnessRacing



RISE Digital, Harness Racing Australia nor the provider accepts any responsibility for the completeness or accuracy of any of the information contained herein, and makes no representations about its suitability for any particular purpose. Users should make their own judgements about those matters and/or seek independent advice. You assume all risks associated with use of data provided on this page

Young Race 3 Distance 1720m

Tuesday, 19 August 2025


Gross Time: 2:06.90 MileRate: 1:58.70 LeadTime: 6.90s First Qtr: 29.00s Second Qtr: 32.70s Third Qtr: 29.30s Fourth Qtr: 29.00s

DATA TABLE: 800 / 400 Posi's are position from leader and (how wide the horse was at that position)

No	Horse	Plc	Mar	800 Posi	400 Posi	Time	3rd Qtr	4th Qt
7	Roll To The Top	1	0.0m	4.4m (0)	4.4m (0)	2:06.90	29.30s	28.68s
4	Ideal Andy	2	1.0m	3.6m (1)	0.0m (1)	2:06.98	29.04s	29.07s
1	Alwaysatthebeach	3	4.9m	0.0m (0)	0.2m (0)	2:07.27	29.32s	29.34s
9	Ya Racin Arlo	4	8.8m	7.2m (2)	2.4m (2)	2:07.57	28.95s	29.46s
8	Tuffasoldboots	5	11.7m	8.4m (0)	8.6m (0)	2:07.79	29.32s	29.22s
5	Always Be Brendan	6	16.2m	15.6m (1)	10.6m (3)	2:08.13	28.94s	29.40s
6	Young Nelson	7	16.9m	12.4m (2)	8.0m (2)	2:08.19	28.98s	29.64s
10	Pirani Princess	8	17.4m	13.0m (0)	13.4m (0)	2:08.22	29.33s	29.29s
2	Carmen On Bling	9	18.3m	11.6m (1)	13.0m (1)	2:08.29	29.40s	29.38s
3	Full Of Spice	10	243.3m	7.6m (1)	14.8m (2)	2:25.41	29.91s	45.47s

Finish Position and metres gained

First Arrow shows distance gain/loss from 2nd Qtr to 3rd Qtr,
Second Arrow shows distance gain/loss from 3rd Qtr to Finish
Blue arrow indicates best gain in these quarters.



800

Visual positions in race at 2nd Quarter



400

Visual positions in race at 3rd Quarter



Powered by



Harness Analyser

Sectional Analysis Software

Not just form | Free Trial

www.facebook.com/PJHarnessRacing



RISE Digital, Harness Racing Australia nor the provider accepts any responsibility for the completeness or accuracy of any of the information contained herein, and makes no representations about its suitability for any particular purpose. Users should make their own judgements about those matters and/or seek independent advice. You assume all risks associated with use of data provided on this page

Young Race 4 Distance 1720m

Tuesday, 19 August 2025


Gross Time: 2:06.00 MileRate: 1:57.90 LeadTime: 6.40s First Qtr: 30.00s Second Qtr: 30.50s Third Qtr: 29.40s Fourth Qtr: 29.70s

DATA TABLE: 800 / 400 Posi's are position from leader and (how wide the horse was at that position)

No	Horse	Plc	Mar	800 Posi	400 Posi	Time	3rd Qtr	4th Qt
1	Camanchi Warrior	1	0.0m	0.0m (0)	0.0m (0)	2:06.00	29.40s	29.70s
3	Eydidntloseit	2	4.0m	4.2m (0)	4.6m (0)	2:06.31	29.43s	29.66s
4	Rosie Romance	3	4.3m	2.4m (1)	3.2m (1)	2:06.33	29.46s	29.78s
9	Alabama Lioness	4	5.7m	6.8m (1)	4.6m (2)	2:06.44	29.24s	29.78s
8	A Lil Bit Of Love	5	8.7m	11.2m (1)	9.4m (2)	2:06.68	29.27s	29.65s
6	Gabbys Sportstar	6	9.8m	13.8m (0)	12.4m (1)	2:06.76	29.30s	29.51s
10	Tisbury Rocks	7	11.9m	21.6m (1)	14.2m (3)	2:06.93	28.86s	29.53s
7	Major Huss	8	15.0m	9.8m (0)	10.2m (0)	2:07.17	29.43s	30.05s
5	Deewhy	9	15.7m	17.8m (0)	17.8m (0)	2:07.22	29.40s	29.54s
2	Im Belieber	10	23.0m	17.4m (1)	14.8m (2)	2:07.79	29.21s	30.31s

Finish Position and metres gained

First Arrow shows distance gain/loss from 2nd Qtr to 3rd Qtr,
Second Arrow shows distance gain/loss from 3rd Qtr to Finish
Blue arrow indicates best gain in these quarters.



Visual positions in race at 2nd Quarter

800



Visual positions in race at 3rd Quarter

400



Powered by



Harness Analyser

Sectional Analysis Software

Not just form | Free Trial

www.facebook.com/PJHarnessRacing



RISE Digital, Harness Racing Australia nor the provider accepts any responsibility for the completeness or accuracy of any of the information contained herein, and makes no representations about its suitability for any particular purpose. Users should make their own judgements about those matters and/or seek independent advice. You assume all risks associated with use of data provided on this page

Young Race 5 Distance 1720m

Tuesday, 19 August 2025


Gross Time: 2:06.90 MileRate: 1:58.80 LeadTime: 6.20s First Qtr: 29.80s Second Qtr: 31.30s Third Qtr: 29.80s Fourth Qtr: 29.80s

DATA TABLE: 800 / 400 Posi's are position from leader and (how wide the horse was at that position)

No	Horse	Plc	Mar	800 Posi	400 Posi	Time	3rd Qtr	4th Qt
6	Dollar Brownie	1	0.0m	6.4m (1)	4.6m (1)	2:06.90	29.67s	29.46s
4	Always Exclusif	2	0.9m	12.2m (1)	9.6m (1)	2:06.97	29.61s	29.16s
3	La Feast	3	1.2m	0.0m (0)	0.2m (0)	2:06.99	29.81s	29.87s
1	Machx The Stranger	4	7.0m	9.4m (0)	9.8m (0)	2:07.45	29.83s	29.59s
2	Tamlight Goodtime	5	7.4m	4.8m (0)	5.8m (0)	2:07.48	29.87s	29.92s
10	Millyano	6	9.4m	0.4m (1)	0.0m (1)	2:07.63	29.77s	30.50s
8	Spread The Fear	7	12.3m	14.8m (0)	14.6m (0)	2:07.86	29.79s	29.63s
5	Rosie Pollen	8	18.1m	23.8m (1)	20.0m (0)	2:08.31	29.52s	29.66s
9	Captain Evie	9	19.2m	17.0m (1)	11.8m (2)	2:08.40	29.41s	30.35s

Finish Position and metres gained

First Arrow shows distance gain/loss from 2nd Qtr to 3rd Qtr,
Second Arrow shows distance gain/loss from 3rd Qtr to Finish
Blue arrow indicates best gain in these quarters.



800

Visual positions in race at 2nd Quarter



400

Visual positions in race at 3rd Quarter



Powered by



Harness Analyser

Sectional Analysis Software

Not just form | Free Trial

www.facebook.com/PJHarnessRacing



RISE Digital, Harness Racing Australia nor the provider accepts any responsibility for the completeness or accuracy of any of the information contained herein, and makes no representations about its suitability for any particular purpose. Users should make their own judgements about those matters and/or seek independent advice. You assume all risks associated with use of data provided on this page

Young Race 6 Distance 1720m

Tuesday, 19 August 2025

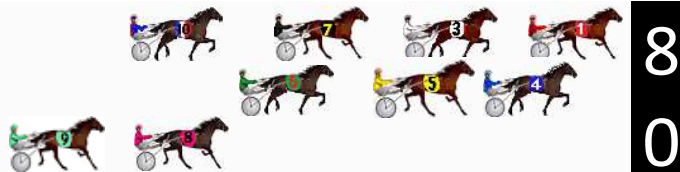

Gross Time: 2:06.00 MileRate: 1:57.90 LeadTime: 6.40s First Qtr: 28.20s Second Qtr: 31.10s Third Qtr: 30.50s Fourth Qtr: 29.80s

DATA TABLE: 800 / 400 Posi's are position from leader and (how wide the horse was at that position)

NoHorse	Plc	Mar	800 Posi	400 Posi	Time	3rd Qtr	4th Qt
8 The Ringmaster	1	0.0m	15.8m (2)	0.0m (1)	2:06.00	29.32s	29.80s
9 Jeremy Lou	2	16.6m	20.8m (2)	5.8m (2)	2:07.30	29.39s	30.60s
1 Hez On The Buzzer	3	17.6m	0.0m (0)	0.4m (0)	2:07.37	30.54s	31.07s
3 Barkway Thomas	4	17.6m	5.0m (0)	4.4m (0)	2:07.37	30.47s	30.78s
7 Complicated	5	23.6m	10.2m (0)	9.2m (0)	2:07.84	30.44s	30.87s
5 Paddy Mach	6	29.1m	6.2m (1)	10.6m (1)	2:08.27	30.85s	31.17s
10 Girls View	7	29.4m	16.0m (0)	14.6m (0)	2:08.30	30.41s	30.90s
4 Hillview Sam	8	34.9m	1.8m (1)	6.4m (1)	2:08.73	30.87s	31.91s
6 Ourmate Geejay	9	54.0m	11.6m (1)	14.2m (2)	2:10.22	30.73s	32.75s

Finish Position and metres gained

First Arrow shows distance gain/loss from 2nd Qtr to 3rd Qtr,
Second Arrow shows distance gain/loss from 3rd Qtr to Finish
Blue arrow indicates best gain in these quarters



Visual positions in race at 2nd Quarter



Visual positions in race at 3rd Quarter



Powered by



Harness Analyser

Sectional Analysis Software

Not just form | Free Trial

www.facebook.com/PJHarnessRacing



RISE Digital, Harness Racing Australia nor the provider accepts any responsibility for the completeness or accuracy of any of the information contained herein, and makes no representations about its suitability for any particular purpose. Users should make their own judgements about those matters and/or seek independent advice. You assume all risks associated with use of data provided on this page

Young Race 7 Distance 1720m

Tuesday, 19 August 2025

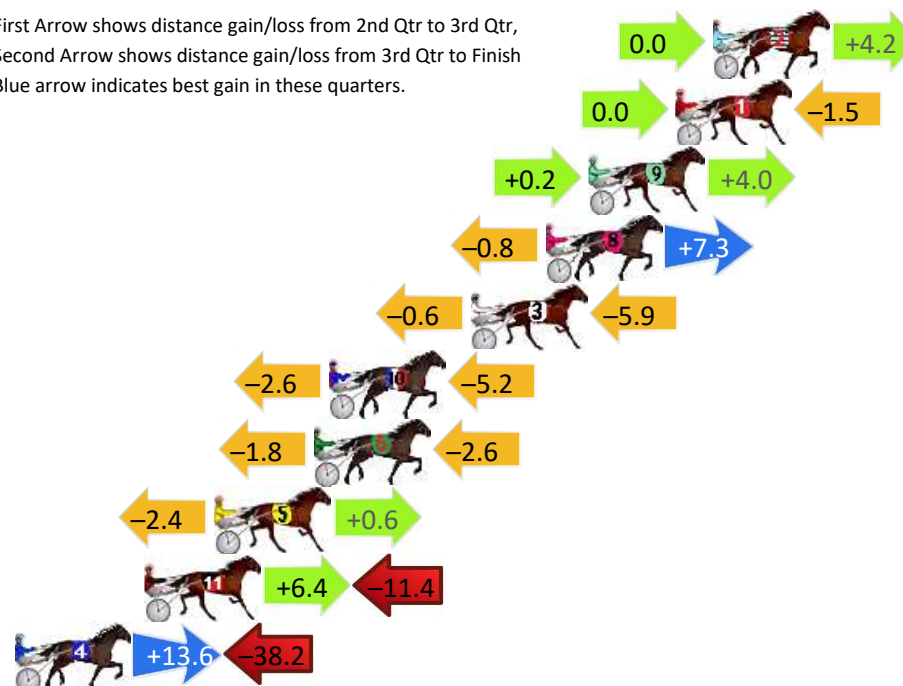
Gross Time: 2:08.50 MileRate: 2:00.30 LeadTime: 6.60s First Qtr: 30.20s Second Qtr: 32.00s Third Qtr: 30.50s Fourth Qtr: 29.20s

DATA TABLE: 800 / 400 Posi's are position from leader and (how wide the horse was at that position)

No	Horse	Plc	Mar	800 Posi	400 Posi	Time	3rd Qtr	4th Qt
2	Captain Pinnacle	1	0.0m	4.2m (0)	4.2m (0)	2:08.50	30.49s	28.90s
1	Bettorbythesea	2	1.5m	0.0m (0)	0.0m (0)	2:08.61	30.50s	29.31s
9	Romeghan	3	5.0m	9.2m (0)	9.0m (0)	2:08.88	30.48s	28.91s
8	Atworthy Rocker	4	6.7m	13.2m (0)	14.0m (0)	2:09.01	30.55s	28.67s
3	Wokka Rock	5	9.7m	3.2m (1)	3.8m (1)	2:09.24	30.55s	29.63s
10	Kirphilbri	6	15.4m	7.6m (1)	10.2m (2)	2:09.68	30.70s	29.58s
6	Ya Racin Dash	7	16.0m	11.6m (1)	13.4m (1)	2:09.73	30.64s	29.39s
5	Lilly Anne	8	20.0m	18.2m (0)	20.6m (0)	2:10.03	30.68s	29.16s
11	Pirani Perfect	9	22.8m	17.8m (1)	11.4m (3)	2:10.25	30.04s	30.03s
4	Straightnnarrow	10	43.4m	18.8m (2)	5.2m (2)	2:11.82	29.55s	31.97s

Finish Position and metres gained

First Arrow shows distance gain/loss from 2nd Qtr to 3rd Qtr,
Second Arrow shows distance gain/loss from 3rd Qtr to Finish
Blue arrow indicates best gain in these quarters.



800

Visual positions in race at 2nd Quarter



400

Visual positions in race at 3rd Quarter



Powered by



Harness Analyser

Sectional Analysis Software

Not just form | Free Trial

www.facebook.com/PJHarnessRacing



RISE Digital, Harness Racing Australia nor the provider accepts any responsibility for the completeness or accuracy of any of the information contained herein, and makes no representations about its suitability for any particular purpose. Users should make their own judgements about those matters and/or seek independent advice. You assume all risks associated with use of data provided on this page

Young Race 8 Distance 1720m

Tuesday, 19 August 2025

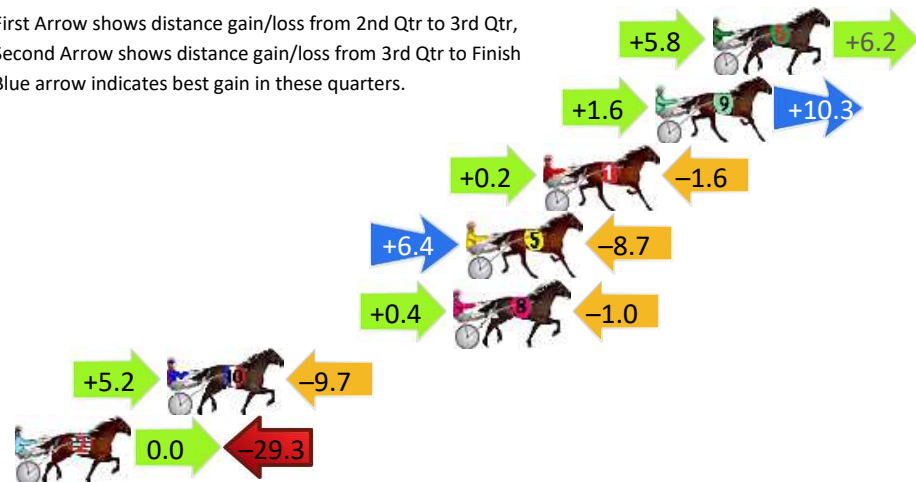
Gross Time: 2:09.80 MileRate: 2:01.40 LeadTime: 6.40s First Qtr: 29.70s Second Qtr: 33.30s Third Qtr: 30.90s Fourth Qtr: 29.50s

DATA TABLE: 800 / 400 Posi's are position from leader and (how wide the horse was at that position)

NoHorse	Plc	Mar	800 Posi	400 Posi	Time	3rd Qtr	4th Qt
6 Shezalegacy	1	0.0m	12.0m (1)	6.2m (1)	2:09.80	30.45s	29.05s
9 Rocknroll Bling	2	2.3m	14.2m (0)	12.6m (1)	2:09.98	30.76s	28.74s
1 Solve The Crime	3	6.8m	5.4m (0)	5.2m (0)	2:10.33	30.89s	29.62s
5 Belle Of Belmont	4	9.9m	7.6m (1)	1.2m (1)	2:10.57	30.43s	30.14s
8 Cam I Am	5	10.4m	9.8m (0)	9.4m (0)	2:10.60	30.87s	29.57s
10 Very Boutique	6	21.9m	17.4m (1)	12.2m (2)	2:11.49	30.53s	30.21s
2 Ya Racin Bella	7	29.3m	0.0m (0)	0.0m (0)	2:12.07	30.95s	31.65s

Finish Position and metres gained

First Arrow shows distance gain/loss from 2nd Qtr to 3rd Qtr,
Second Arrow shows distance gain/loss from 3rd Qtr to Finish
Blue arrow indicates best gain in these quarters.



800

Visual positions in race at 2nd Quarter



400

Visual positions in race at 3rd Quarter



Powered by



Harness Analyser

Sectional Analysis Software

Not just form | Free Trial

www.facebook.com/PJHarnessRacing



RISE Digital, Harness Racing Australia nor the provider accepts any responsibility for the completeness or accuracy of any of the information contained herein, and makes no representations about its suitability for any particular purpose. Users should make their own judgements about those matters and/or seek independent advice. You assume all risks associated with use of data provided on this page

Young Race 9 Distance 1720m

Tuesday, 19 August 2025

Gross Time: 2:08.60 MileRate: 2:00.30 LeadTime: 6.40s First Qtr: 28.80s Second Qtr: 32.00s Third Qtr: 30.80s Fourth Qtr: 30.60s

DATA TABLE: 800 / 400 Posi's are position from leader and (how wide the horse was at that position)

No	Horse	Plc	Mar	800 Posi	400 Posi	Time	3rd Qtr	4th Qt
5	Most Certain Micky	1	0.0m	4.0m (0)	4.0m (0)	2:08.60	30.80s	30.30s
9	Rose Of Juliana	2	0.6m	16.0m (1)	8.8m (2)	2:08.65	30.25s	29.98s
6	Mittys Three Aces	3	2.4m	20.4m (1)	14.4m (2)	2:08.79	30.34s	29.69s
3	Sunnywithachance	4	4.0m	0.0m (0)	0.0m (0)	2:08.92	30.80s	30.90s
8	Girl Just Fly	5	10.1m	8.2m (0)	8.2m (0)	2:09.41	30.80s	30.74s
2	Tinnysmedad	6	10.6m	8.0m (1)	7.6m (1)	2:09.45	30.77s	30.83s
10	I Lika Style	7	17.5m	12.0m (1)	11.6m (1)	2:10.00	30.77s	31.05s
4	One Horn Billy	8	18.8m	2.6m (1)	1.8m (1)	2:10.11	30.74s	31.89s
1	Burrabadine Dancer	9	25.9m	19.0m (0)	13.2m (0)	2:10.67	30.36s	31.57s
7	Somebodys Girl	10	253.4m	160.0m (0)	190.0m (0)	2:28.89	33.11s	35.42s

Finish Position and metres gained

First Arrow shows distance gain/loss from 2nd Qtr to 3rd Qtr, Second Arrow shows distance gain/loss from 3rd Qtr to Finish Blue arrow indicates best gain in these quarters.

