

Bathurst Race 1 Distance 2260m

Wednesday, 20 August 2025

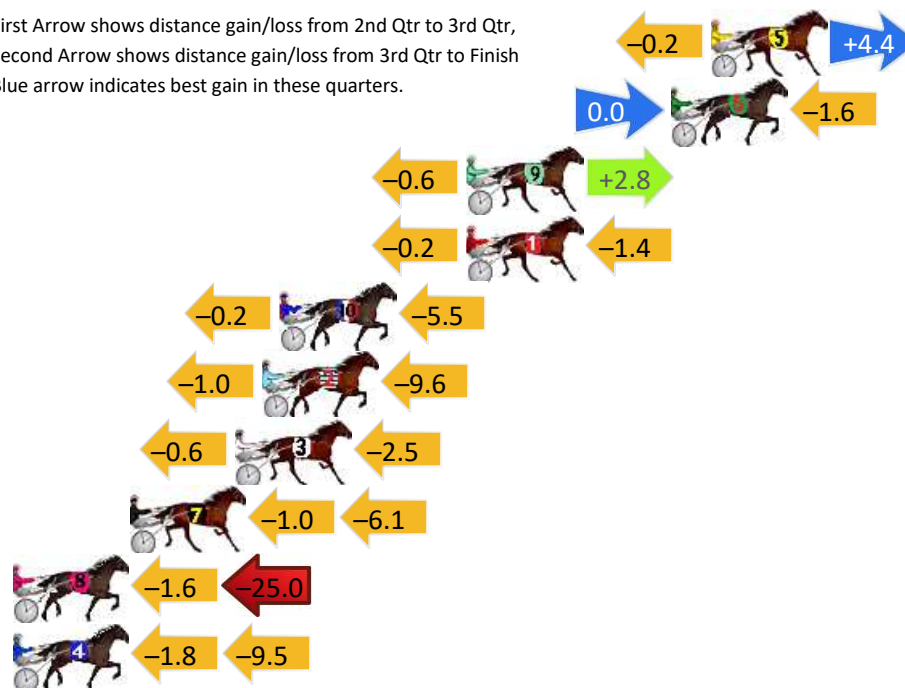
Gross Time: 2:47.00 MileRate: 1:58.90 LeadTime: 49.10s First Qtr: 31.00s Second Qtr: 30.20s Third Qtr: 28.40s Fourth Qtr: 28.30s

DATA TABLE: 800 / 400 Posi's are position from leader and (how wide the horse was at that position)

No	Horse	Plc	Mar	800 Posi	400 Posi	Time	3rd Qtr	4th Qt
5	Mike Ross	1	0.0m	4.2m (0)	4.4m (0)	2:47.00	28.41s	27.99s
6	Delightful Star	2	1.6m	0.0m (0)	0.0m (0)	2:47.12	28.40s	28.41s
9	Duffy Hollow	3	9.8m	12.0m (0)	12.6m (0)	2:47.73	28.44s	28.10s
1	Always Lightning	4	9.8m	8.2m (0)	8.4m (0)	2:47.73	28.41s	28.40s
10	Kadar	5	17.3m	11.6m (1)	11.8m (3)	2:48.29	28.41s	28.69s
2	Our Big Bee	6	18.0m	7.4m (1)	8.4m (2)	2:48.34	28.47s	28.98s
3	Flying Colours	7	19.1m	16.0m (1)	16.6m (1)	2:48.42	28.44s	28.48s
7	Tulhurst Timmy	8	23.3m	16.2m (0)	17.2m (0)	2:48.73	28.47s	28.73s
8	Fresh Prince	9	29.6m	3.0m (1)	4.6m (1)	2:49.20	28.52s	30.06s
4	Graffiti Lane	10	31.5m	20.2m (0)	22.0m (1)	2:49.34	28.53s	28.97s


Finish Position and metres gained

First Arrow shows distance gain/loss from 2nd Qtr to 3rd Qtr,
Second Arrow shows distance gain/loss from 3rd Qtr to Finish
Blue arrow indicates best gain in these quarters.



800

Visual positions in race at 2nd Quarter



400

Visual positions in race at 3rd Quarter



Powered by



Harness Analyser

Sectional Analysis Software

Not just form | Free Trial

www.facebook.com/PJHarnessRacing



RISE Digital, Harness Racing Australia nor the provider accepts any responsibility for the completeness or accuracy of any of the information contained herein, and makes no representations about its suitability for any particular purpose. Users should make their own judgements about those matters and/or seek independent advice. You assume all risks associated with use of data provided on this page

Bathurst Race 2 Distance 1730m

Wednesday, 20 August 2025

Gross Time: 2:04.70 MileRate: 1:56.00 LeadTime: 8.00s First Qtr: 28.30s Second Qtr: 32.20s Third Qtr: 28.30s Fourth Qtr: 27.90s

DATA TABLE: 800 / 400 Posi's are position from leader and (how wide the horse was at that position)

NoHorse	Plc	Mar	800 Posi	400 Posi	Time	3rd Qtr	4th Qt
5 Dun Spruikin	1	0.0m	13.6m (1)	9.8m (2)	2:04.70	28.03s	27.22s
2 Teddy Feels Good	2	0.0m	0.0m (0)	0.0m (0)	2:04.70	28.30s	27.90s
3 Seaside	3	1.6m	22.0m (1)	17.6m (3)	2:04.82	27.98s	26.79s
6 Shazadele	4	2.9m	9.4m (1)	5.2m (2)	2:04.91	28.01s	27.74s
1 Uncle Jay	5	6.2m	4.2m (0)	4.2m (0)	2:05.15	28.30s	28.04s
10 Fliptop Bottleshop	6	6.7m	17.8m (1)	14.8m (2)	2:05.19	28.09s	27.34s
8 Tapaganoosh	7	7.9m	12.4m (0)	13.0m (0)	2:05.28	28.34s	27.55s
4 Drive To The Beach	8	9.6m	26.2m (1)	23.6m (2)	2:05.40	28.11s	26.93s
9 Wattosblazeofglory	9	12.6m	8.2m (0)	8.2m (0)	2:05.62	28.30s	28.21s
7 Misterfourthousand	10	12.8m	5.0m (1)	3.6m (1)	2:05.64	28.21s	28.54s

Finish Position and metres gained

First Arrow shows distance gain/loss from 2nd Qtr to 3rd Qtr, Second Arrow shows distance gain/loss from 3rd Qtr to Finish Blue arrow indicates best gain in these quarters.



800

Visual positions in race at 2nd Quarter



400

Visual positions in race at 3rd Quarter



Powered by



Harness Analyser

Sectional Analysis Software

Not just form | Free Trial

www.facebook.com/PJHarnessRacing



RISE Digital, Harness Racing Australia nor the provider accepts any responsibility for the completeness or accuracy of any of the information contained herein, and makes no representations about its suitability for any particular purpose. Users should make their own judgements about those matters and/or seek independent advice. You assume all risks associated with use of data provided on this page

Bathurst Race 3 Distance 1730m

Wednesday, 20 August 2025



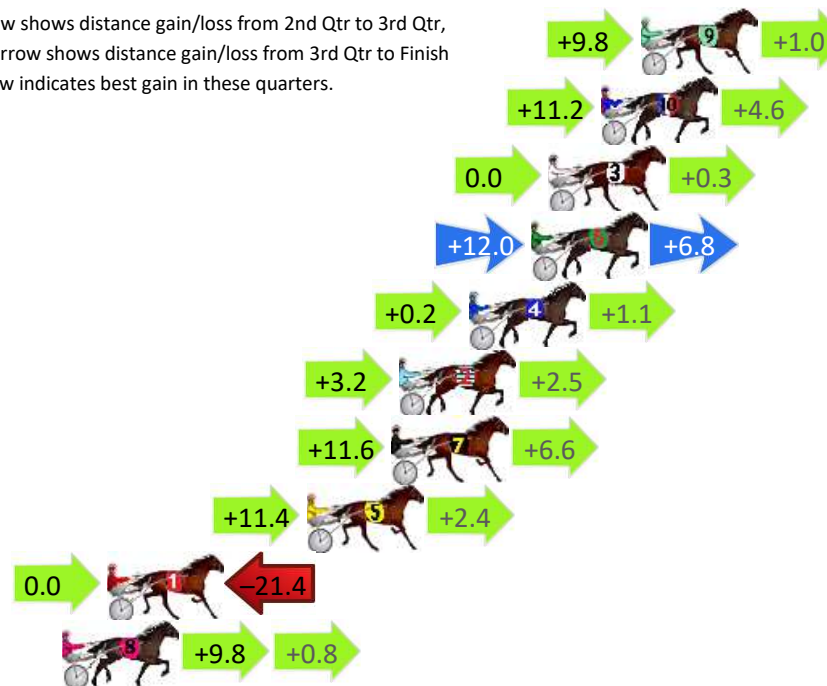
Gross Time: 2:02.40 MileRate: 1:53.90 LeadTime: 8.00s First Qtr: 27.80s Second Qtr: 30.40s Third Qtr: 27.90s Fourth Qtr: 28.30s

DATA TABLE: 800 / 400 Posi's are position from leader and (how wide the horse was at that position)

No	Horse	Plc	Mar	800 Posi	400 Posi	Time	3rd Qtr	4th Qt
9	Justa Dragon	1	0.0m	10.8m (1)	1.0m (1)	2:02.40	27.22s	28.23s
10	Nosaer	2	1.6m	17.4m (1)	6.2m (1)	2:02.52	27.12s	27.98s
3	Our George Boston	3	3.7m	4.0m (0)	4.0m (0)	2:02.68	27.90s	28.28s
6	Hunter Shannon	4	4.4m	23.2m (1)	11.2m (1)	2:02.73	27.07s	27.82s
4	Speed Dial	5	6.9m	8.2m (0)	8.0m (0)	2:02.91	27.89s	28.22s
2	Bettor Keppel	6	9.7m	15.4m (0)	12.2m (0)	2:03.12	27.68s	28.12s
7	Messerati	7	10.0m	28.2m (0)	16.6m (0)	2:03.14	27.09s	27.84s
5	Hes A Meister	8	13.4m	27.2m (1)	15.8m (1)	2:03.40	27.10s	28.13s
1	Pas De Cheval	9	21.4m	0.0m (0)	0.0m (0)	2:03.99	27.89s	29.81s
8	Pops Legacy	10	23.2m	33.8m (1)	24.0m (1)	2:04.13	27.22s	28.24s

Finish Position and metres gained

First Arrow shows distance gain/loss from 2nd Qtr to 3rd Qtr,
Second Arrow shows distance gain/loss from 3rd Qtr to Finish
Blue arrow indicates best gain in these quarters.



Bathurst Race 4 Distance 1730m

Wednesday, 20 August 2025

Gross Time: 2:01.80 MileRate: 1:53.30 LeadTime: 8.00s First Qtr: 27.70s Second Qtr: 30.10s Third Qtr: 27.50s Fourth Qtr: 28.50s

DATA TABLE: 800 / 400 Posi's are position from leader and (how wide the horse was at that position)

No	Horse	Plc	Mar	800 Posi	400 Posi	Time	3rd Qtr	4th Qt
1	Bettors Hope	1	0.0m	4.4m (0)	5.2m (0)	2:01.80	27.56s	28.13s
4	Baxter Red	2	1.2m	0.0m (0)	0.0m (0)	2:01.89	27.50s	28.59s
9	Cassius Deck	3	1.8m	8.4m (0)	9.6m (0)	2:01.93	27.59s	27.95s
3	Kick The Switch	4	5.0m	10.0m (1)	11.8m (1)	2:02.17	27.63s	28.02s
5	Saint Emilion	5	6.6m	18.4m (1)	20.4m (2)	2:02.29	27.66s	27.52s
6	Saint Veran	6	6.7m	6.0m (1)	7.6m (1)	2:02.30	27.61s	28.44s
7	Windy Hill Tara	7	7.2m	2.2m (1)	3.2m (1)	2:02.34	27.56s	28.78s
10	Hes Chiming	8	9.1m	13.4m (0)	14.4m (0)	2:02.48	27.58s	28.12s
2	Im Desirable	9	11.2m	14.0m (1)	17.2m (1)	2:02.64	27.73s	28.07s
8	Piccadilly Pete	10	14.4m	22.4m (1)	21.0m (0)	2:02.88	27.41s	28.03s

Finish Position and metres gained

First Arrow shows distance gain/loss from 2nd Qtr to 3rd Qtr,
Second Arrow shows distance gain/loss from 3rd Qtr to Finish
Blue arrow indicates best gain in these quarters.



800

Visual positions in race at 2nd Quarter



400

Visual positions in race at 3rd Quarter

Bathurst Race 5 Distance 1730m

Wednesday, 20 August 2025


Gross Time: 2:04.60 MileRate: 1:55.90 LeadTime: 8.30s First Qtr: 29.30s Second Qtr: 29.40s Third Qtr: 28.70s Fourth Qtr: 28.90s

DATA TABLE: 800 / 400 Posi's are position from leader and (how wide the horse was at that position)

No	Horse	Plc	Mar	800 Posi	400 Posi	Time	3rd Qtr	4th Qt
4	Time To Torque	1	0.0m	6.8m (1)	7.6m (2)	2:04.60	28.76s	28.35s
9	Mia On	2	1.7m	13.4m (0)	14.0m (0)	2:04.73	28.75s	28.02s
2	She The Devil	3	1.7m	0.0m (0)	0.0m (0)	2:04.73	28.70s	29.02s
1	The Handsome One	4	2.4m	9.0m (0)	9.4m (0)	2:04.78	28.73s	28.40s
7	The Rogue I Am	5	6.9m	18.0m (0)	18.2m (1)	2:05.12	28.72s	28.09s
3	Betting Star	6	8.4m	4.6m (0)	4.6m (0)	2:05.24	28.70s	29.17s
10	Tearin Up The Sand	7	23.0m	11.8m (1)	13.2m (2)	2:06.34	28.80s	29.60s
5	Riviere	8	27.5m	16.4m (1)	12.4m (3)	2:06.69	28.41s	29.98s
6	Chelseas Girl	9	28.1m	20.4m (1)	17.8m (2)	2:06.73	28.51s	29.64s
8	Kowhai Blaze	10	48.1m	2.6m (1)	9.4m (1)	2:08.25	29.18s	31.68s

Finish Position and metres gained

First Arrow shows distance gain/loss from 2nd Qtr to 3rd Qtr,
Second Arrow shows distance gain/loss from 3rd Qtr to Finish
Blue arrow indicates best gain in these quarters.



800

Visual positions in race at 2nd Quarter



400

Visual positions in race at 3rd Quarter



Powered by



Harness Analyser

Sectional Analysis Software

Not just form | Free Trial

www.facebook.com/PJHarnessRacing



RISE Digital, Harness Racing Australia nor the provider accepts any responsibility for the completeness or accuracy of any of the information contained herein, and makes no representations about its suitability for any particular purpose. Users should make their own judgements about those matters and/or seek independent advice. You assume all risks associated with use of data provided on this page

Bathurst Race 6 Distance 1730m

Wednesday, 20 August 2025



Gross Time: 2:05.40 MileRate: 1:56.70 LeadTime: 8.30s First Qtr: 28.70s Second Qtr: 30.40s Third Qtr: 28.70s Fourth Qtr: 29.30s

DATA TABLE: 800 / 400 Posi's are position from leader and (how wide the horse was at that position)

NoHorse	Plc	Mar	800 Posi	400 Posi	Time	3rd Qtr	4th Qt
1 Uptown Chance	1	0.0m	0.0m (0)	0.0m (0)	2:05.40	28.70s	29.30s
9 Thereshevas	2	5.8m	4.2m (0)	5.4m (0)	2:05.85	28.79s	29.33s
2 Tennessee Kid	3	16.1m	7.6m (1)	11.2m (1)	2:06.64	28.96s	29.66s
3 Mammals Jewel	4	19.5m	11.8m (1)	16.2m (1)	2:06.90	29.01s	29.54s
8 Vinnysgal	5	20.2m	15.8m (1)	21.6m (1)	2:06.95	29.12s	29.20s
5 Beths Fury	6	25.6m	9.0m (0)	14.0m (0)	2:07.37	29.05s	30.14s
7 Limeryck Lane	7	27.2m	3.4m (1)	6.2m (1)	2:07.49	28.89s	30.83s
6 Major Uptown	8	56.5m	13.4m (0)	21.4m (0)	2:09.74	29.25s	31.86s
4 Adah Koko	9	157.3m	120.0m (0)	135.0m (0)	2:17.49	29.76s	30.92s

Finish Position and metres gained

First Arrow shows distance gain/loss from 2nd Qtr to 3rd Qtr,
Second Arrow shows distance gain/loss from 3rd Qtr to Finish
Blue arrow indicates best gain in these quarters.



Bathurst Race 7 Distance 1730m

Wednesday, 20 August 2025


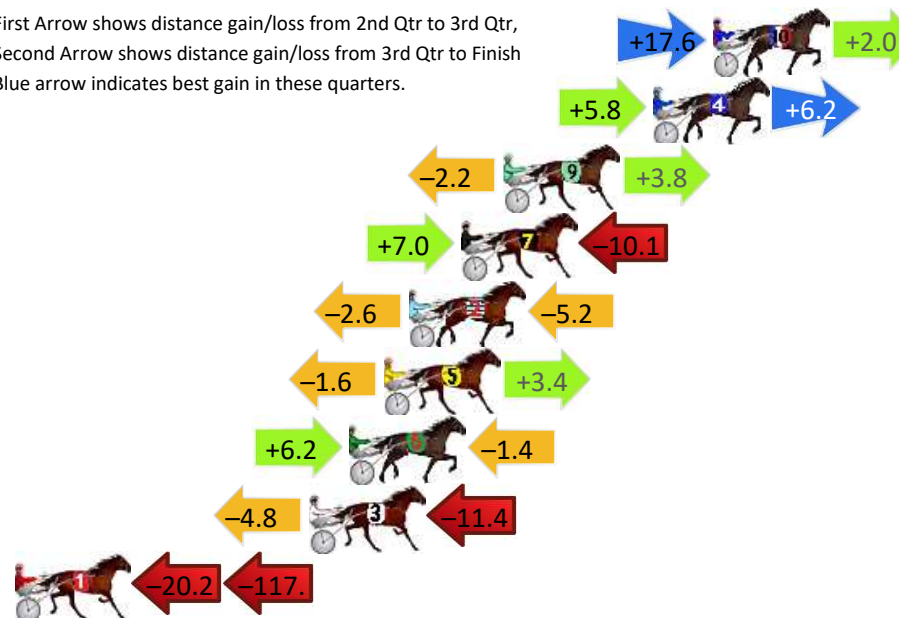
Gross Time: 2:04.00 MileRate: 1:55.40 LeadTime: 8.30s First Qtr: 27.00s Second Qtr: 30.00s Third Qtr: 28.50s Fourth Qtr: 30.20s

DATA TABLE: 800 / 400 Posi's are position from leader and (how wide the horse was at that position)

No	Horse	Plc	Mar	800 Posi	400 Posi	Time	3rd Qtr	4th Qt
10	Bettorlightem Up	1	0.0m	19.6m (1)	2.0m (1)	2:04.00	27.22s	30.05s
4	The Samurai	2	2.4m	14.4m (1)	8.6m (2)	2:04.19	28.09s	29.73s
9	Krista Bellita	3	8.4m	10.0m (0)	12.2m (0)	2:04.66	28.67s	29.91s
7	Lexys On Song	4	10.1m	7.0m (1)	0.0m (0)	2:04.80	27.97s	30.96s
2	Ratatattat	5	12.2m	4.4m (0)	7.0m (1)	2:04.96	28.68s	30.59s
5	Teeswift	6	13.2m	15.0m (0)	16.6m (1)	2:05.04	28.62s	29.94s
6	Mondo Glitz	7	14.6m	19.4m (0)	13.2m (2)	2:05.15	28.04s	30.31s
3	Zachary Shannon	8	16.2m	0.0m (1)	4.8m (0)	2:05.28	28.83s	31.06s
1	Mysterious Beach	9	137.4m	0.0m (0)	20.2m (0)	2:14.87	29.73s	39.00s

Finish Position and metres gained

First Arrow shows distance gain/loss from 2nd Qtr to 3rd Qtr,
Second Arrow shows distance gain/loss from 3rd Qtr to Finish
Blue arrow indicates best gain in these quarters.



800

Visual positions in race at 2nd Quarter



400

Visual positions in race at 3rd Quarter



Powered by



Harness Analyser

Sectional Analysis Software

Not just form | Free Trial

www.facebook.com/PJHarnessRacing



RISE Digital, Harness Racing Australia nor the provider accepts any responsibility for the completeness or accuracy of any of the information contained herein, and makes no representations about its suitability for any particular purpose. Users should make their own judgements about those matters and/or seek independent advice. You assume all risks associated with use of data provided on this page

Bathurst Race 8 Distance 1730m

Wednesday, 20 August 2025


Gross Time: 2:06.10 MileRate: 1:57.30 LeadTime: 8.40s First Qtr: 28.90s Second Qtr: 29.50s Third Qtr: 28.10s Fourth Qtr: 31.20s

DATA TABLE: 800 / 400 Posi's are position from leader and (how wide the horse was at that position)

No	Horse	Plc	Mar	800 Posi	400 Posi	Time	3rd Qtr	4th Qt
10	Time To Dance	1	0.0m	0.0m (0)	0.0m (0)	2:06.10	28.10s	31.20s
2	Stay Stylish	2	0.8m	4.6m (0)	4.8m (0)	2:06.17	28.13s	30.89s
9	Treacherous Jet	3	1.2m	20.4m (0)	20.0m (0)	2:06.20	28.14s	29.74s
1	Delightful Mary	4	12.0m	15.8m (0)	15.6m (0)	2:07.08	28.10s	30.92s
6	Star Tin	5	12.6m	9.4m (0)	9.8m (0)	2:07.13	28.12s	31.42s
8	Come On Shannon	6	17.7m	25.0m (0)	24.4m (0)	2:07.54	28.08s	30.68s
3	Bettor Brilliance	7	21.6m	5.2m (1)	14.4m (1)	2:07.86	28.75s	31.76s
5	Kaeleighs Comet	8	22.4m	15.2m (1)	18.8m (1)	2:07.93	28.35s	31.48s
7	My Ultimate Woody	9	28.5m	20.4m (1)	24.4m (1)	2:08.42	28.38s	31.52s


Finish Position and metres gained

First Arrow shows distance gain/loss from 2nd Qtr to 3rd Qtr,
Second Arrow shows distance gain/loss from 3rd Qtr to Finish
Blue arrow indicates best gain in these quarters.



800

Visual positions in race at 2nd Quarter



400

Visual positions in race at 3rd Quarter



Powered by



Harness Analyser

Sectional Analysis Software

Not just form | Free Trial

www.facebook.com/PJHarnessRacing



RISE Digital, Harness Racing Australia nor the provider accepts any responsibility for the completeness or accuracy of any of the information contained herein, and makes no representations about its suitability for any particular purpose. Users should make their own judgements about those matters and/or seek independent advice. You assume all risks associated with use of data provided on this page